

## DSA Series

### DSA Medium Silhouette Evaporators for Air Defrost

The DSA unit cooler is ideal for meat, produce, fish or dairy storage walk in coolers in warehouses and supermarkets where temperatures of +35°F or higher are required.

The draw-thru air flow design coupled with fin spacing of 8 per inch assures uniform air distribution.

Removable end panels allow easy access to refrigerant connections. There is ample room within the end compartment for mounting the expansion valve.

The DSA unit coolers are designed in modular fashion allowing interchangeability of fan guards and motors on all units.



#### Features:

##### LONG LIFE AND RELIABILITY

- 8 FPI
- Available with PSC or EC motors
- Motor bearings are lubricated for the life of the motor
- Motors have built-in overload protection
- Coils constructed of copper tubes and aluminum fins

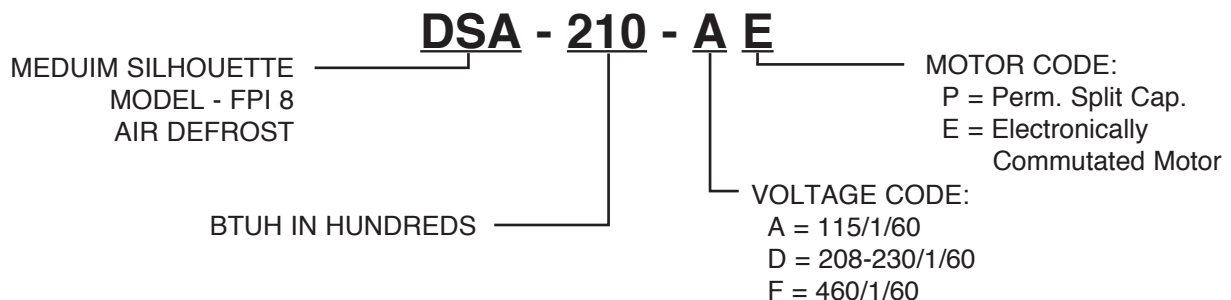
##### QUALITY

- Fans and motors are specially selected for quietness
- UL Listed
- Coils tested, dehydrated and sealed at the factory
- Fan guards exceed OSHA requirements

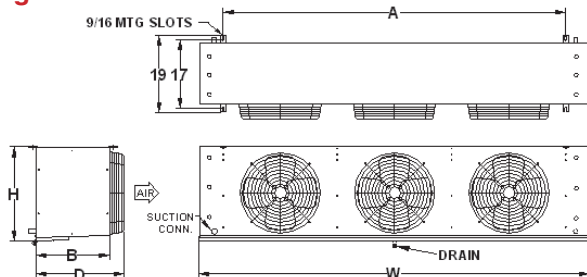
##### SERVICEABILITY

- Removable end panels for easy access
- Separate fixed defrost and fan delay control factory wired and mounted for optimum performance of each control.

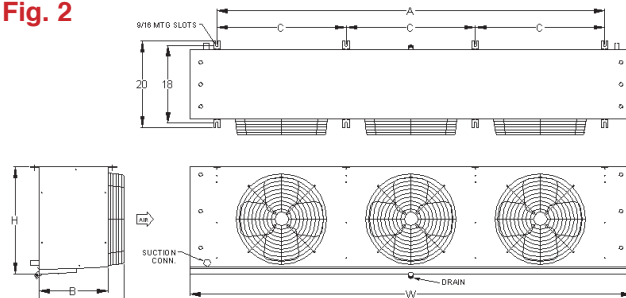
#### Nomenclature:



**Fig. 1**



**Fig. 2**



## Capacity and Physical Data

MODEL	BTU/HR @ 10 T.D. <sup>(1)</sup> EVAPORATOR TEMP.			CFM	FITTINGS - (OD)		REFR. CHARGE (3)	DRAIN MPT. (IN)	HEAT EXCH. (OPTIONAL)	APPROX. NET WT. (LBS)
	+25°F <sup>(2)</sup>	+30°F <sup>(2)</sup>	+40°F		SUCTION OUTLET	LIQUID INLET				
DSA-151	15100	15600	16400	3530	7/8	1/2	2.5	3/4	HX-150	125
DSA-210	21000	21600	22800	3320	7/8	1/2	3.4	3/4	HX-150	145
DSA-260	26000	26800	28200	5300	1 1/8	1/2	3.7	3/4	HX-150	295
DSA-320	32000	33000	34700	4750	1 1/8	1/2	6.1	3/4	HX-250	330
DSA-410	41000	42200	44500	5250	1 1/8	7/8	7.8	3/4	HX-250	370
DSA-450	45000	46400	48800	5020	1 3/8	7/8	8.4	3/4	HX-250	390
DSA-540	54000	55600	58600	8250	1 3/8	7/8	9.2	3/4	HX-350	430
DSA-690	69000	71100	74900	7470	1 3/8	7/8	13.7	3/4	HX-350	540

(1) T.D is the difference between the box temperature and the refrigerant temperature.

(2) Frosting conditions

(3) Refrigerant charge is based on LBS of R-22

## Electrical and Physical Data

MODEL	MOTOR (4)		WATTS per MOTOR		TOTAL MOTOR AMPS						DIMENSIONS (INCHES)						
					115/1/60		230/1/60		460/1/60								
	NO.	H.P.	PSC	ECM	PSC	ECM	PSC	ECM	PSC	ECM	FIG.	H	W	D	A	B	C
DSA-151	2	1/8	141	70	4.0	2.4	1.8	1.2	0.9	N/A	1	19	55	18-3/4	42	15	—
DSA-210	2	1/8	141	70	4.0	2.4	1.8	1.2	0.9	N/A	1	19	55	18-3/4	42	15	—
DSA-260	3	1/8	141	70	6.0	3.6	2.7	1.8	1.4	N/A	1	19	76	18-3/4	63	15	—
DSA-320	3	1/8	141	70	6.0	3.6	2.7	1.8	1.4	N/A	1	19	76	18-3/4	63	15	—
DSA-410	2	1/3	357	225	14.2	6.0	6.4	4.2	2.6	N/A	2	25	76	20	63	16	—
DSA-450	2	1/3	357	225	14.2	6.0	6.4	4.2	2.6	N/A	2	25	76	20	63	16	—
DSA-540	3	1/3	357	225	21.3	9.0	9.6	6.3	3.9	N/A	2	25	106	20	93	16	31
DSA-690	3	1/3	357	225	21.3	9.0	9.6	6.3	3.9	N/A	2	25	106	20	93	16	31

(4) All motors are high efficiency Permanent Split Capacitor (PSC) or Electronically Commutated (EC) motors and have built in thermal overload protection.

Specifications, weights and dimensions subject to change without notice.

Achieved by Changing to More Efficient Unit Cooler Motors  
(Based on Energy Cost of \$0.10 per kWh)

## Energy Savings per Motor

Motor HP and RPM	Standard PSC Motor Input Power Watts/Mtr	Optional EC Motor Input Power Watts/Mtr	Reduced Power Consumption Watts/Mtr PSC to ECM	Run Time Hrs/Day	Motor Energy Savings kWh/Yr	Motor Energy Savings \$/Yr	Reduced Box Load MBTU/Yr	Cond. Unit Energy Savings kWh/Yr	Cond. Unit Energy Savings \$/Yr	Yearly Savings \$/Motor	Pay- back Yrs
1/8-1075	141	70	71	22	570	\$57	1,945	374	\$37	\$94	1.5
1/3-1075	357	225	132	22	1059	\$105	3,617	695	\$70	\$175	0.9

Subtract 6% from total savings for medium temperature 24 run hours per day.