


## HSA Series


### Height Saver Unit Air Defrost

Height Saver unit coolers are designed for use in walk-in coolers and freezers with low headroom clearance. Typical applications would be convenience stores, supermarkets, restaurants, and other cold storage requirements. Height Saver's low profile design takes up less headroom, thus allowing more product to be stored on the shelf. The dual airflow design allows the air to circulate evenly throughout the refrigerated space, providing constant temperature control.



#### Features:

- Low profile.
- Flush ceiling mount.
- Corrosion resistant aluminum cabinet.
- Dependable ratings, based on laboratory tests.
- Motors are permanently lubricated with built-in overload protection.
- Quiet operation/even air distribution.
- UL listed.
- N.S.F. Approved.
- Sloped drain pan for fast condensate drainage.
- Factory wired for quick field installation.
- Hinged drain pan for quick easy access.



## Performance Data

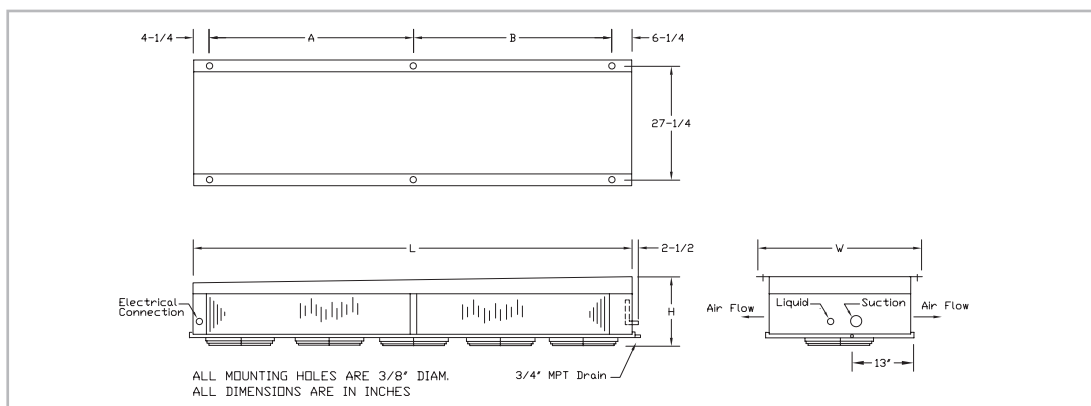
MODEL	Capacity		CFM	Qty (2)	Motors						
	BTU/HR (1)				SP* Motor Amps		PSC* Motor Amps		EC* Motor Amps		
	10° TD	15° TD			115/1	208-230/1	115/1	208-230/1	115/1	208-230/1	
6 FPI	HSA74	7400	11100	1455	3	3.3	1.7	1.5	0.9	1.74	0.87
	HSA90	9000	13500	1305	3	3.3	1.7	1.5	0.9	1.74	0.87
	HSA100	10000	15000	1200	3	3.3	1.7	1.5	0.9	1.74	0.87
	HSA110	11000	16500	2120	4	4.4	2.2	2.0	1.2	2.32	1.16
	HSA130	13000	19500	1920	4	4.4	2.2	2.0	1.2	2.32	1.16
	HSA156	15600	23400	1760	4	4.4	2.2	2.0	1.2	2.32	1.16
	HSA164	16400	24600	2320	5	5.5	2.8	2.5	1.5	2.9	1.45
	HSA212	21200	31800	1820	4	4.4	2.2	2.0	1.2	2.32	1.16
	HSA240	24000	36000	2650	5	5.5	2.8	2.5	1.5	2.9	1.45
HSA250	25000	37500	2970	6	6.6	3.3	3.0	1.8	3.48	1.74	
4 FPI	HSA65	6500	9750	1560	3	3.3	1.7	1.5	0.9	1.74	0.87
	HSA85	8500	12750	1425	3	3.3	1.7	1.5	0.9	1.74	0.87
	HSA95	9500	14250	1305	3	3.3	1.7	1.5	0.9	1.74	0.87
	HSA103	10300	15450	2160	4	4.4	2.2	2.0	1.2	2.32	1.16
	HSA123	12300	18450	2040	4	4.4	2.2	2.0	1.2	2.32	1.16
	HSA142	14200	21300	1920	4	4.4	2.2	2.0	1.2	2.32	1.16
	HSA159	15900	23850	2360	5	5.5	2.8	2.5	1.5	2.9	1.45
	HSA193	19300	28950	1940	4	4.4	2.2	2.0	1.2	2.32	1.16
	HSA218	21800	32700	2850	5	5.5	2.8	2.5	1.5	2.9	1.45
	HSA233	23300	34950	3150	6	6.6	3.3	3.0	1.8	3.48	1.74

1. Based on R-22.
2. All motors are 1550 RPM.

SP\* = Shaded Pole motor(s), PSC\* = Permanent Split Capacitor motor(s),  
EC\* = Electronically Commutated motor(s)

## Dimensional Data

MODEL	Connections (in) (1)				Dimensions (in)						Refrig. Charge (lbs) (1)	Approx. Ship Weight (lbs)
	Suction O.D.	Liquid F.N.	Ext. Equal. O.D.	Drain MPT	L	W	H	A	B			
6 FPI	HSA74	5/8	1/2	1/4	3/4	58-1/2	28-3/4	9	48	-	2.0	90
	HSA90	5/8	1/2	1/4	3/4	58-1/2	28-3/4	9	48	-	2.6	95
	HSA100	5/8	1/2	1/4	3/4	58-1/2	28-3/4	9	48	-	3.2	100
	HSA110	7/8	1/2	1/4	3/4	82-1/2	28-3/4	9-3/4	36	36	3.2	120
	HSA130	7/8	1/2	1/4	3/4	82-1/2	28-3/4	9-3/4	36	36	3.8	125
	HSA156	7/8	1/2	1/4	3/4	82-1/2	28-3/4	9-3/4	36	36	4.8	130
	HSA164	7/8	1/2	1/4	3/4	106-1/2	28-3/4	9-3/4	48	48	8.4	145
	HSA212	7/8	1/2	1/4	3/4	106-1/2	28-3/4	10-1/4	48	48	8.4	150
	HSA240	7/8	1/2	1/4	3/4	106-1/2	28-3/4	10-1/4	48	48	8.4	160
HSA250	1-1/8	1/2	1/4	3/4	106-1/2	28-3/4	10-1/4	48	48	8.4	180	
4 FPI	HSA65	5/8	1/2	1/4	3/4	58-1/2	28-3/4	9	48	-	2.0	95
	HSA85	5/8	1/2	1/4	3/4	58-1/2	28-3/4	9	48	-	2.6	100
	HSA95	5/8	1/2	1/4	3/4	58-1/2	28-3/4	9	48	-	3.2	105
	HSA103	7/8	1/2	1/4	3/4	82-1/2	28-3/4	9-3/4	36	36	3.2	125
	HSA123	7/8	1/2	1/4	3/4	82-1/2	28-3/4	9-3/4	36	36	3.8	130
	HSA142	7/8	1/2	1/4	3/4	82-1/2	28-3/4	9-3/4	36	36	4.8	135
	HSA159	7/8	1/2	1/4	3/4	106-1/2	28-3/4	9-3/4	48	48	8.4	150
	HSA193	7/8	1/2	1/4	3/4	106-1/2	28-3/4	10-1/4	48	48	8.4	155
	HSA218	7/8	1/2	1/4	3/4	106-1/2	28-3/4	10-1/4	48	48	8.4	165
	HSA233	1-1/8	1/2	1/4	3/4	106-1/2	28-3/4	10-1/4	48	48	8.4	185



Specifications and dimensions are subject to change without notice.