



MARCH 2024

# PRICE LIST

## Equipment



ENGINEERED FOR COOL.™

# Commercial Refrigeration



## ORDERS

All products, except surface coils and parts, are shipped F.O.B. point of shipment with full freight allowed on single orders with a net price value of \$10,000 or more, within the continental USA (excluding Alaska and Hawaii). Buyer will bear all additional costs for special routing or handling requests.



256-259-7400  
Customer Service

1-800-288-9488  
Equipment Orders

1-855-HTPARTS (1-855-487-2787)  
Parts Orders



equipment@htpg.com

parts@htpg.com



Witt.HTPG.com

## WARRANTY

The Seller warrants against defect in materials and workmanship in products which it manufactures for (1) year from the date of installation or up to 18 (eighteen) months from the date of shipment, whichever event occurs first, when properly installed and operated under normal use. This guarantee does not include any labor or other charges made outside of the Seller's factory for replacement or repair of defective parts unless specifically stated in the body of the Sellers invoice. On parts not manufactured by HTPG, such as motors, controls, valves and compressors we extend to the Buyer the same warranties made to us by the manufacturer.

The Seller's only liability under this warranty or otherwise shall be the repair or replacement (at Seller's option) of nonconforming goods or parts. Seller assumes no liability for incidental or consequential damages such as injury to persons or property, or lost profits.

Claims must be submitted to our Warranty Group within 90 days of the repair.  
To submit a claim, visit <https://www.htpg.com/submit-a-claim/>

**VIEW TERMS & WARRANTY**

# Contents

---

---

---

---

---

---

---

---



# Reach-In Unit Coolers

## MODELS

### REACH-IN NOMENCLATURE

Not all combinations of nomenclature are available.  
For specific offering, see following pages or consult with one of our sales representatives.

<b>SL</b>	<b>A</b>	<b>1</b>	<b>5</b>	<b>9</b>	<b>RP</b>	<b>A</b>	<b>S</b>
Product Line	Defrost Type	# of Fans	Fins Per Inch (FPI)	Capacity	Coil Coating	Voltage	Motor Type
SL - Slim Temp WE - Wedge Temp FT - Flex Temp MUF - Mullion-Temp (Up flow) MDF - Mullion-Temp (Down flow) TT - T-Temp TW - Twin-Temp MTW - Mini Twin-Temp	Blank or A - Air Defrost E - Electric Defrost			# x 100 = BTUH	Blank - No Coating RP - Russ-Proof Coil Coating	A - 115/1/60 D - 230/1/60	E - EC P - PSC S - Shaded-Pole

# REACH-IN UNIT COOLERS: SLIM TEMP SLA/SLE

900 TO 7,000 BTUH

## Standard Features

- ▶ Fan motors totally enclosed, permanently lubricated and thermally protected
- ▶ Electrical and piping components are easily accessible by quick removal of drain pan
- ▶ Air or electric defrost models

## Options

- ▶ Protective Russ-Proof epoxy coil coating extends the life of the coil



### Air Defrost // Cooler Application // Coated Coil (RUSS-PROOF) // Shaded Pole Motor

115 V		230 V		Dimensions (inches)		
Model #	List Price (\$US)	Model #	List Price (\$US)	Height	Length	Depth
SLA17-10RP-AS	1,311	SLA17-10RP-DS	1,378	4-3/4	16-1/2	13-1/2
SLA17-13RP-AS	1,649	SLA17-13RP-DS	1,767	4-3/4	20-1/2	13-1/2
SLA27-17RP-AS	1,884	SLA27-17RP-DS	2,014	4-3/4	24	14-1/2
SLA27-23RP-AS	2,404	SLA27-23RP-DS	2,511	4-3/4	31-1/2	14-1/2
SLA37-30RP-AS	2,963	SLA37-30RP-DS	3,168	4-3/4	40	14-1/2
SLA47-40RP-AS	3,982	SLA47-40RP-DS	4,260	4-3/4	53-1/2	14-1/2
SLA57-50RP-AS	5,126	SLA57-50RP-DS	5,439	6-3/4	53-1/2	14-1/2

### Electric Defrost // Freezer Application // Standard Coil // Single Speed EC Motor

115 V		230 V		Dimensions (inches)		
Model #	List Price (\$US)	Model #	List Price (\$US)	Height	Length	Depth
SLE25-21-AE	5,433	SLE25-21-DE	5,433	6-3/4	24	15-1/2
SLE25-28-AE	6,151	SLE25-28-DE	6,151	6-3/4	31-1/2	15-1/2
SLE35-36-AE	7,720	SLE35-36-DE	7,720	6-3/4	38-1/2	15-1/2
SLE45-54-AE	10,494	SLE45-54-DE	10,494	6-3/4	48-1/4	16-1/2
		SLE35-70-DE	11,271	6-3/4	76-1/2	20-1/2

### Electric Defrost // Freezer Application // Standard Coil // Shaded Pole Motor

115 V		230 V		Dimensions (inches)		
Model #	List Price (\$US)	Model #	List Price (\$US)	Height	Length	Depth
SLE15-9-AS	1,967	SLE15-9-DS	1,967	4-3/4	16-1/2	13-1/2
SLE15-12-AS	2,364	SLE15-12-DS	2,364	4-3/4	20-1/2	13-1/2
SLE25-16-AS	2,950	SLE25-16-DS	2,950	4-3/4	24	14-1/2
SLE25-21-AS	3,335	SLE25-21-DS	3,335	6-3/4	24	15-1/2
SLE25-28-AS	4,120	SLE25-28-DS	4,120	6-3/4	31-1/2	15-1/2
SLE35-36-AS	4,638	SLE35-36-DS	4,638	6-3/4	38-1/2	15-1/2
SLE45-54-AS	6,423	SLE45-54-DS	6,423	6-3/4	48-1/4	16-1/2
		SLE35-70-DS	8,093	6-3/4	76-1/2	20-1/2

\$78 List Adder for 3-prong Electrical Connector

No EC or PSC Motors on SLA Models

## REACH-IN UNIT COOLERS: WEDGE-TEMP

1,200 TO 5,500 BTUH

### Standard Features

- ▶ Air defrost
- ▶ Heavy gauge aluminum housing
- ▶ Front panel removable for easy access
- ▶ Protective Russ-Proof epoxy coil coating extends the life of the coil



### Air Defrost // Cooler Application // Coated Coil (RUSS-PROOF)

Single Speed EC Motor				Shaded Pole			
115 V		230 V		115 V		230 V	
Model #	List Price (\$US)	Model #	List Price (\$US)	Model #	List Price (\$US)	Model #	List Price (\$US)
WE17-12RP-AE	2,510	WE17-12RP-DE	2,587	WE17-12RP-AS	1,537	WE17-12RP-DS	1,615
WE17-15RP-AE	2,583	WE17-15RP-DE	2,665	WE17-15RP-AS	1,604	WE17-15RP-DS	1,681
WE17-18RP-AE	2,616	WE17-18RP-DE	2,727	WE17-18RP-AS	1,642	WE17-18RP-DS	1,751
WE17-25RP-AE	2,874	WE17-25RP-DE	3,005	WE17-25RP-AS	1,884	WE17-25RP-DS	2,015
WE17-35RP-AE	3,578	WE17-35RP-DE	3,731	WE17-35RP-AS	2,593	WE17-35RP-DS	2,751
WE17-45RP-AE	4,321			WE17-45RP-AS	3,342	WE17-45RP-DS	3,627
WE18-55RP-AE	5,221			WE18-55RP-AS	4,220	WE18-55RP-DS	4,404

Model #	Dimensions (inches)		
	Height	Length	Depth
WE17-12	8-5/16	15-1/4	15-7/8
WE17-15	8-5/16	15-1/4	15-7/8
WE17-18	8-5/16	17-3/4	15-7/8
WE17-25	8-5/16	19-7/8	16-7/8
WE17-35	9-1/2	22-7/8	17-7/8
WE17-45	9-5/8	26-3/4	20-1/2
WE18-55	9-5/8	26-3/4	20-1/2

See page 4 for nomenclature

\$78 List Adder for 3-prong Electrical Connector

# REACH-IN UNIT COOLERS: FLEX-TEMP

600 TO 3,100 BTUH

## Standard Features

- ▶ Air defrost
- ▶ Heavy gauge aluminum housing
- ▶ Protective Russ-Proof epoxy coil coating extends the life of the coil



## Air Defrost // Cooler Application // Coated Coil (RUSS-PROOF)

Single Speed EC Motor				Shaded Pole			
115 V		230 V		115 V		230 V	
Model #	List Price (\$US)	Model #	List Price (\$US)	Model #	List Price (\$US)	Model #	List Price (\$US)
FT18-17RP-AE	2,892	FT18-17RP-DE	3,037	FT18-6RP-AS	1,235	FT18-6RP-DS	1,265
FT18-23RP-AE	3,992			FT18-8RP-AS	1,331	FT18-8RP-DS	1,361
FT18-31RP-AE	4,411			FT28-12RP-AS	1,613	FT28-12RP-DS	1,773
				FT18-17RP-AS	1,848	FT18-17RP-DS	2,004
				FT18-23RP-AS	2,860	FT18-23RP-DS	3,017
				FT18-31RP-AS	3,315	FT18-31RP-DS	3,553

Model #	Dimensions (inches)		
	Height	Length	Depth
FT18-6	6-3/4	12-1/2	9
FT18-8	6-3/4	12-1/2	9
FT28-12	7-3/4	18	9
FT18-17	9-5/8	14	10-1/2
FT18-23	11-5/8	16-3/4	13
FT18-31	11-5/8	16-3/4	13

See page 4 for nomenclature


Units are supplied with 3-prong Electrical Connector

# REACH-IN UNIT COOLERS: MULLION-TEMP

1,300 TO 2,300 BTUH

## Standard Features

- ▶ Air defrost available in either upward or downward airflow
- ▶ Heavy gauge aluminum housing
- ▶ Protective Russ-Proof epoxy coil coating extends the life of the coil



## Air Defrost // Cooler Application // Coated Coil (RUSS-PROOF)

### DOWNWARD AIRFLOW

115 V		230 V	
Model #	List Price (\$US)	Model #	List Price (\$US)
MDF27-13RP-AS	2,241	MDF27-13RP-DS	2,397
MDF27-17RP-AS	2,686	MDF27-17RP-DS	2,843
MDF37-23RP-AS	3,197	MDF37-23RP-DS	3,432

### UPWARD AIRFLOW

115 V		230 V	
Model #	List Price (\$US)	Model #	List Price (\$US)
MUF27-13RP-AS	2,241	MUF27-13RP-DS	2,397
MUF27-17RP-AS	2,686	MUF27-17RP-DS	2,843
MUF37-23RP-AS	3,197	MUF37-23RP-DS	3,432

### Dimensions (inches)

Model #	Dimensions (inches)		
	Height	Length	Depth
MUF 27-13	17-1/8	15-5/8	5-5/8
MUF 27-17	17-1/8	15-5/8	5-5/8
MUF 37-23	17-1/8	22	5-5/8

See page 4 for nomenclature

Units are supplied with 3-prong Electrical Connector



## REACH-IN UNIT COOLERS: T-TEMP

800 TO 1,700 BTUH

### Standard Features

- ▶ Air defrost
- ▶ Heavy gauge aluminum housing
- ▶ Protective Russ-Proof epoxy coil coating extends the life of the coil



### Air Defrost // Cooler Application // Coated Coil (RUSS-PROOF) // Shaded Pole

115 V		230 V	
Model #	List Price (\$US)	Model #	List Price (\$US)
TT18-8RP-AS	1,257	TT18-8RP-DS	1,341
TT28-13RP-AS	1,611	TT28-13RP-DS	1,730
TT28-17RP-AS	1,802	TT28-17RP-DS	1,935

Model #	Dimensions (inches)		
	Height	Length	Depth
TT18-8	7-1/4	13-3/4	7-1/2
TT28-13	7-1/4	19-1/4	7-1/2
TT28-17	7-1/4	19-1/4	8-1/2

See page 4 for nomenclature

# REACH-IN UNIT COOLERS: TWIN-TEMP

900 TO 12,000 BTUH

## Standard Features

- ▶ Air defrost
- ▶ Heavy gauge aluminum housing
- ▶ Protective Russ-Proof epoxy coil coating extends the life of the coil



## Air Defrost // Cooler Application // Coated Coil (RUSS-PROOF)

Single Speed EC Motor				Shaded Pole			
115 V		230 V		115 V		230 V	
Model #	List Price (\$US)	Model #	List Price (\$US)	Model #	List Price (\$US)	Model #	List Price (\$US)
TW17-9RP-AE	2,357	TW17-9RP-DE	2,434	TW17-9RP-AS	1,385	TW17-9RP-DS	1,464
TW17-12RP-AE	2,634	TW17-12RP-DE	2,758	TW17-12RP-AS	1,663	TW17-12RP-DS	1,784
TW17-18RP-AE	3,033	TW17-18RP-DE	3,150	TW17-18RP-AS	2,071	TW17-18RP-DS	2,191
TW17-25RP-AE	3,533	TW17-25RP-DE	3,677	TW17-25RP-AS	2,568	TW17-25RP-DS	2,710
TW17-35RP-AE	4,226	TW17-35RP-DE	4,387	TW17-35RP-AS	3,275	TW17-35RP-DS	3,434
TW17-45RP-AE	5,094			TW17-45RP-AS	4,126	TW17-45RP-DS	4,379
TW17-55RP-AE	6,065			TW17-55RP-AS	5,105	TW17-55RP-DS	5,330
TW18-65RP-AE	6,749			TW18-65RP-AS	5,749	TW18-65RP-DS	5,749
				TW17-75RP-AS	5,946	TW17-75RP-DS	5,946
				TW18-85RP-AS	6,902	TW18-85RP-DS	6,902
				TW17-105RP-AS	7,904	TW17-105RP-DS	7,904
				TW18-120RP-AS	8,478	TW18-120RP-DS	8,818

Model #	Dimensions (inches)			Model #	Dimensions (inches)		
	Height	Length	Depth		Height	Length	Depth
TW17-9	7-5/8	19	16-1/2	TW17-55	12	32	21-1/2
TW17-12	7-5/8	19	16-1/2	TW18-65	12	32	21-1/2
TW17-18	9-1/8	19	16-1/2	TW17-75	11	36-1/2	36
TW17-25	9-5/8	21	18-1/2	TW18-85	11	36-1/2	36
TW17-35	11-1/4	11	18-1/2	TW17-105	13	36-1/2	36
TW17-45	10	32	21-1/2	TW18-120	13	36-1/2	36

See page 4 for nomenclature

## REACH-IN UNIT COOLERS: MINI TWIN-TEMP

800 TO 2,700 BTUH

### Standard Features

- ▶ Air defrost
- ▶ Heavy gauge aluminum housing
- ▶ Protective Russ-Proof epoxy coil coating extends the life of the coil



### Air Defrost // Cooler Application // Coated Coil (RUSS-PROOF) // Shaded Pole

115 V		230 V	
Model #	List Price (\$US)	Model #	List Price (\$US)
MTW18-8RP-AS	1,534	MTW18-8RP-DS	1,534
MTW28-13RP-AS	1,845	MTW28-13RP-DS	1,845
MTW28-18RP-AS	2,278	MTW28-18RP-DS	2,278
MTW28-21RP-AS	2,330	MTW28-21RP-DS	2,330
MTW38-27RP-AS	2,790	MTW38-27RP-DS	2,790

Model #	Dimensions (inches)		
	Height	Length	Depth
MTW18-8RP	3-1/4	14-1/4	13
MTW28-13RP	3-1/4	19-1/4	13
MTW28-18RP	3-1/4	19-1/4	13
MTW28-21RP	3-1/4	19-1/4	13
MTW38-27RP	3-1/4	28-1/2	13

See page 4 for nomenclature

# Step-In Unit Cooler



## MODEL

### STEP-IN NOMENCLATURE

Not all combinations of nomenclature are available.  
For specific offering, see next page or consult with one of our sales representatives.

<b>ASL</b>	<b>A</b>	<b>2</b>	<b>5</b>	<b>061</b>	<b>A</b>	<b>D</b>	<b>A</b>
Display Case	Defrost Type	# of Fans	Fins Per Inch	Capacity	Voltage	Motor Type	Vintage
Slim-Temp Display Case	A - Air E - Electric	2 to 6		# x 100 = BTUH	A - 115/1/60 D - 230/1/60	D - Dual Speed EC	



DOE AWEF values for specific models in a given application can be found in the Product Brochure on our website.

# STEP-IN UNIT COOLERS: ASLA/ASLE

4,600 TO 17,300 BTUH

## Standard Features

- ▶ Dual speed EC motors
- ▶ Fan motors are permanently lubricated and thermally or electronically protected
- ▶ Electrical connections located at end opposite refrigerant connections for easier installation
- ▶ Air or electric defrost models
- ▶ UL/cUL certified for use with multiple refrigerants
- ▶ NSF approved for use in food preparation areas
- ▶ All aluminum low silhouette housing



## Options

- ▶ Protective Russ-Proof epoxy coil coating extends the life of the coil

## Air Defrost

STANDARD COIL				COATED COIL (RUSS-PROOF)			
115 V		230 V		115 V		230 V	
Model #	List Price (\$US)	Model #	List Price (\$US)	Model #	List Price (\$US)	Model #	List Price (\$US)
ASLA25048ADA	5,542	ASLA25048DDA	5,542	ASLA25048ADARP	7,416	ASLA25048DDARP	7,416
ASLA25061ADA	5,705	ASLA25061DDA	5,705	ASLA25061ADARP	7,528	ASLA25061DDARP	7,528
ASLA35073ADA	6,117	ASLA35073DDA	6,117	ASLA35073ADARP	8,106	ASLA35073DDARP	8,106
ASLA45098ADA	7,348	ASLA45098DDA	7,348	ASLA45098ADARP	9,234	ASLA45098DDARP	9,234
ASLA55122ADA	8,613	ASLA55122DDA	8,613	ASLA55122ADARP	10,509	ASLA55122DDARP	10,509
ASLA65158ADA	9,790	ASLA65158DDA	9,790	ASLA65158ADARP	11,822	ASLA65158DDARP	11,822

## Electric Defrost

STANDARD COIL	
230 V	
Model #	List Price (\$US)
ASLE25046DDA	5,930
ASLE25058DDA	6,205
ASLE35070DDA	6,670
ASLE45094DDA	8,001
ASLE55117DDA	9,313
ASLE65150DDA	10,561

## Factory Mounted Options

Option	List Price Adder (\$US)
Thermostatic Expansion Valve (TXV)	697
Liquid Line Solenoid Valve (LLSV)	505
Mechanical Thermostat	514

## Shipped-Loose Options

Option	List Price Adder (\$US)
Thermostatic Expansion Valve (TXV)	567
Liquid Line Solenoid Valve (LLSV)	478
Mechanical Thermostat	484

# Walk-In Unit Coolers

## MODELS

### WALK-IN NOMENCLATURE

Not all combinations of nomenclature are available.  
For specific offering, see following pages or consult with one of our sales representatives.

W	W	6	E	143	E	D	A
Brand	Style	Fins Per Inch	Defrost Type	Capacity	Voltage	Motor Type	Vintage
W - Witt	L - Low Profile U - Low Profile Reverse Connections E - Center Mount V - Low Velocity Center Mount M - Medium Profile H - Heavy Duty Y - Heavy Duty Reverse Connections W - Warehouse Z - Warehouse Reverse Connections	6 FPI 4 FPI	A - Air E - Electric H - Hot Gas 3-Pipe w/ Electric Drain Pan K - Hot Gas 3-Pipe w/ Hot Gas Drain Pan G - Hot Gas Reverse w/ Electric Drain Pan L - Hot Gas Reverse w/ Hot Gas Drain Pan	# x 100* = BTUH  <i>*multiply by 1,000 for Heavy Duty and Warehouse</i>	A - 115/1/60 D - 230/1/60 E - 208-230/3/60 F - 460/1/60 G - 460/3/60	D - Dual Speed EC T - 3 Phase H - 3 Phase + High-Static (Pressure Prop) Fan Blades	



DOE AWEF values for specific models in a given application can be found in the Product Brochure on our website.

# WALK-IN UNIT COOLERS

## Next-Gen All-Temp // Low Profile



Small to Medium Walk-Ins  
Cooler and Freezer Applications



### Standard Features

- ▶ Textured aluminum construction
- ▶ All units are provided with sweat refrigerant connections
- ▶ All units suitable for use with R404A, R407A, R407C, R407F, R448A, R449A/B
- ▶ Flush ceiling mount with slotted hangers and hinged access end panels
- ▶ Face mounted heaters and fixed defrost termination, fan delay and heater safety controls
- ▶ Dual Speed EC motors are compliant with California Title 24 regulations

### Options

- ▶ Coated aluminum fins
- ▶ EcoNet® Enabled Unit Cooler controller
- ▶ EcoNet Command Center
- ▶ Coated housing
- ▶ Adjustable termination/fan delay control
- ▶ Insulated drain pan

BTUH		
Air Defrost	Electric Defrost	Hot Gas Defrost
4,100 - 45,900	2,700 - 33,000	2,700 - 33,000

### Nomenclature // Configurable Base Model

W	L	6	E	042	E	D	A
Brand	Connections <sup>1</sup>	Fins Per Inch	Defrost Type	Capacity	Voltage	Motor Type	Vintage
W - Witt	L - Standard U - Reverse	6 FPI 4 FPI	A - Air E - Electric H - Hot Gas 3-Pipe G - Hot Gas Reverse	# x 100 = BTUH	A - 115/1/60 D - 230/1/60 E - 208-230/3/60	D - Dual Speed EC	

### Pre-Configuration Codes<sup>2</sup>

A	L
Refrigerant	Pre-assembly Code
A - R404A	C - Mounted TXV, LLSV & Electronic Thermostat
R - EcoNet Approved Refrigerants <sup>3</sup>	E - EcoNet Control Package <sup>4</sup>
S - R407A, R448A, R449A/B	L - Mounted TXV, LLSV & Mechanical Thermostat <sup>5</sup>

- 1 Refrigerant and electrical connection locations have been changed for the Next-Gen All-Temp design. Standard connections "L" are now opposite of the legacy All-Temp models. Mirror connections "U" are the same end as legacy All-Temp models and are available only as built-to-order base units with no installed options.
  - 2 Pre-Configuration Codes are used to show common Factory Mounted options. Pre-Configuration Codes are not available for every model. For specific model availability, see the respective Pre-Configuration pricing tables or contact your local Kramer sales representative.
  - 3 EcoNet approved refrigerants are: R404A, R407A, R407C, R448A, R449A/B, R507A.
  - 4 EcoNet Control Package includes: EEV; suction pressure transducer; suction, entering air coil temp. thermistors; local on-board two-row LCD display and push-button adjustments. (EcoNet replaces TXV, liquid line solenoid valve, room thermostat, defrost termination and fan delay, and time clock. EcoNet Control Package is not available in 50 Hz.
  - 5 Models with Pre-configured Mechanical Components (TXV, LLSV and Mechanical or Electronic Thermostat) are rated for +25°FSS/10°FDT (Air Defrost) and -20°FSS/10°FDT (Electric Defrost).
- CO2 and Glycol Next-Gen All-Temp Unit Coolers available. If required, please contact factory.

# WALK-IN UNIT COOLERS

## Next-Gen All-Temp // Low Profile



### Air Defrost Configurable Base Models

#### DUAL SPEED EC MOTORS - 6 FPI

# of Fans	115 V		230 V	
	Model #	List Price (\$US)	Model #	List Price (\$US)
1	WL6A041ADA	2,871	WL6A041DDA	2,871
	WL6A052ADA	2,948	WL6A052DDA	2,948
	WL6A066ADA	3,422	WL6A066DDA	3,422
2	WL6A073ADA	4,472	WL6A073DDA	4,472
	WL6A094ADA	5,065	WL6A094DDA	5,065
	WL6A117ADA	5,321	WL6A117DDA	5,321
	WL6A130ADA	5,682	WL6A130DDA	5,682
3	WL6A141ADA	6,874	WL6A141DDA	6,874
	WL6A161ADA	7,634	WL6A161DDA	7,634
	WL6A181ADA	8,319	WL6A181DDA	8,319
4	WL6A195ADA	8,963	WL6A195DDA	8,963
	WL6A235ADA	10,870	WL6A235DDA	10,870
	WL6A260ADA	11,845	WL6A260DDA	11,845
5	WL6A295ADA	13,583	WL6A295DDA	13,583
6	WL6A330ADA	14,579	WL6A330DDA	14,579
	WL6A390ADA	16,369	WL6A390DDA	16,369

EC motors are rated for 50Hz operations. Dual Speed EC motors are compliant with California Title 24 regulations. Dual Speed motor operation employs a relay to control motor speed • Reverse Connections (U) are available at no charge and cannot be ordered with any factory mounted options.

### Air Defrost Configurable Options

#### FACTORY MOUNTED OPTIONS // LIST PRICE ADDER (\$US)

# of Fans	TXV	EEV <sup>1</sup>	EcoNet Control Package <sup>2</sup>	KE2 Evaporator Defrost Control Package <sup>3</sup>	LLSV <sup>4</sup>	Mechanical Thermostat	Electronic Thermostat	Insulated Drain Pan
1	697	2,242	2,884	6,292	505	514	771	906
2	697	2,242	2,884	6,292	505	514	771	1,145
3	697	2,242	2,884	6,292	505	514	771	1,389
4	697	2,242	2,884	6,292	505	514	771	1,597
5	697	2,242	2,884	6,369	586	514	771	1,824
6	1,312	2,242	2,884	6,369	586	514	771	2,074

See notes on next page



# WALK-IN UNIT COOLERS

## Next-Gen All-Temp // Low Profile



### Air Defrost Pre-Configured<sup>5</sup> Models // Code C // 115 V

Models include mounted TXV, LLSV, and Electronic Thermostat<sup>6</sup>

#### DUAL SPEED EC MOTORS - 6 FPI

# of Fans	115 V		List Price (\$US)
	Model # R404A	Model # R407A, R448A, R449A/B	
1	WL6A041ADAAC	WL6A041ADASC	4,844
	WL6A052ADAAC	WL6A052ADASC	4,921
	WL6A066ADAAC	WL6A066ADASC	5,395
2	WL6A073ADAAC	WL6A073ADASC	6,445
	WL6A094ADAAC	WL6A094ADASC	7,038
	WL6A117ADAAC	WL6A117ADASC	7,294
	WL6A130ADAAC	WL6A130ADASC	7,655
3	WL6A141ADAAC	WL6A141ADASC	8,847
	WL6A161ADAAC	WL6A161ADASC	9,607
	WL6A181ADAAC	WL6A181ADASC	10,292
4	WL6A195ADAAC	WL6A195ADASC	10,936
	WL6A235ADAAC	WL6A235ADASC	12,843
	WL6A260ADAAC	WL6A260ADASC	13,818
5	WL6A295ADAAC	WL6A295ADASC	15,637
6	WL6A330ADAAC	WL6A330ADASC	17,248
	WL6A390ADAAC	WL6A390ADASC	19,038

#### AIR DEFROST CONFIGURABLE OPTIONS

- 1 Price Adder is for Electronic Expansion Valve (EEV) only. Controller not included and must be field supplied.
- 2 EcoNet Control Package is not available in 50 Hz.
- 3 KE2 Evaporator Control Package includes KE2 OEM control board, Liquid Line Solenoid Valve (LLSV) and Electronic Expansion Valve (EEV).
- 4 LLS voltage must match the voltage applied to the motor.

Shipped-Loose Accessories are found on page 30 • Alternative Housing, Coil Coating & Housing Coating options are available. Contact Application Engineering for coated housing or alternate coil coating • ElectroFin, Bronz-Glow and Heresite are available coating options.

#### AIR DEFROST PRE-CONFIGURED MODELS

- 5 Pre-Configuration Codes are used to show common Factory Mounted options. Pre-Configuration Codes are not available for every model. For specific model availability, see the respective Pre-Configuration pricing tables or contact your local Witt sales representative.
- 6 Models with Pre-configured Mechanical Components (TXV, LLSV and Mechanical or Electronic Thermostat) are rated for +25°FSS/10°FDT (Air Defrost) and -20°FSS/10°FDT (Electric Defrost).

# WALK-IN UNIT COOLERS

## Next-Gen All-Temp // Low Profile



### Air Defrost Pre-Configured<sup>1</sup> Models // Code C // 230 V

Models include mounted TXV, LLSV, and Electronic Thermostat<sup>2</sup>

#### DUAL SPEED EC MOTORS - 6 FPI

# of Fans	230 V		
	Model # R404A	Model # R407A, R448A, R449A/B	List Price (\$US)
1	WL6A041DDAAC	WL6A041DDASC	4,844
	WL6A052DDAAC	WL6A052DDASC	4,921
	WL6A066DDAAC	WL6A066DDASC	5,395
2	WL6A073DDAAC	WL6A073DDASC	6,445
	WL6A094DDAAC	WL6A094DDASC	7,038
	WL6A117DDAAC	WL6A117DDASC	7,294
	WL6A130DDAAC	WL6A130DDASC	7,655
3	WL6A141DDAAC	WL6A141DDASC	8,847
	WL6A161DDAAC	WL6A161DDASC	9,607
	WL6A181DDAAC	WL6A181DDASC	10,292
4	WL6A195DDAAC	WL6A195DDASC	10,936
	WL6A235DDAAC	WL6A235DDASC	12,843
	WL6A260DDAAC	WL6A260DDASC	13,818
5	WL6A295DDAAC	WL6A295DDASC	15,637
6	WL6A330DDAAC	WL6A330DDASC	17,248
	WL6A390DDAAC	WL6A390DDASC	19,038

1 Pre-Configuration Codes are used to show common Factory Mounted options. Pre-Configuration Codes are not available for every model. For specific model availability, see the respective Pre-Configuration pricing tables or contact your local Witt sales representative.

2 Models with Pre-configured Mechanical Components (TXV, LLSV and Mechanical or Electronic Thermostat) are rated for +25°FSS/10°FDT (Air Defrost) and -20°FSS/10°FDT (Electric Defrost).

# WALK-IN UNIT COOLERS

## Next-Gen All-Temp // Low Profile



**Air Defrost Pre-Configured<sup>1</sup> Models // Code RE // EcoNet Enabled**

Models include EcoNet Control Package<sup>3</sup>

**DUAL SPEED EC MOTORS - 6 FPI - 115 V**

# of Fans	EcoNet Control Package <sup>2,3,4</sup>	
	Model #	List Price (\$US)
1	WL6A041ADARE	5,755
	WL6A052ADARE	5,832
	WL6A066ADARE	6,306
2	WL6A073ADARE	7,356
	WL6A094ADARE	7,949
	WL6A117ADARE	8,205
	WL6A130ADARE	8,566
3	WL6A141ADARE	9,758
	WL6A161ADARE	10,518
	WL6A181ADARE	11,203
4	WL6A195ADARE	11,847
	WL6A235ADARE	13,754
	WL6A260ADARE	14,729
5	WL6A295ADARE	16,467
6	WL6A330ADARE	17,463
	WL6A390ADARE	19,253

1 Pre-Configuration Codes are used to show common Factory Mounted options. Pre-Configuration Codes are not available for every model. For specific model availability, see the respective Pre-Configuration pricing tables or contact your local Witt sales representative.

2 EcoNet approved refrigerants are: R404A, R407A, R407C, R448A, R449A/B, R507A

3 EcoNet Control Package includes: EEV; suction pressure transducer; suction, entering air coil temp. thermistors; local on-board two-row LCD display and push-button adjustments. (EcoNet replaces TXV, liquid line solenoid valve, room thermostat, defrost termination and fan delay, and time clock.)

4 EcoNet Control Package is not available in 50 Hz.

# WALK-IN UNIT COOLERS

## Next-Gen All-Temp // Low Profile



### Air Defrost Pre-Configured<sup>1</sup> Models // Code L

Models include mounted TXV, LLSV, and Mechanical Thermostat<sup>2</sup>

#### DUAL SPEED EC MOTORS - 6 FPI - 115 V

# of Fans	Mounted Components (404)		Mounted Components (High-Glide)	
	Model #	List Price (\$US)	Model #	List Price (\$US)
1	WL6A041ADAAL	4,587	WL6A041ADASL	4,587
	WL6A052ADAAL	4,664	WL6A052ADASL	4,664
	WL6A066ADAAL	5,138	WL6A066ADASL	5,138
2	WL6A073ADAAL	6,188	WL6A073ADASL	6,188
	WL6A094ADAAL	6,781	WL6A094ADASL	6,781
	WL6A117ADAAL	7,037	WL6A117ADASL	7,037
	WL6A130ADAAL	7,398	WL6A130ADASL	7,398
3	WL6A141ADAAL	8,590	WL6A141ADASL	8,590
	WL6A161ADAAL	9,350	WL6A161ADASL	9,350
	WL6A181ADAAL	10,035	WL6A181ADASL	10,035
4	WL6A195ADAAL	10,679	WL6A195ADASL	10,679
	WL6A235ADAAL	12,586	WL6A235ADASL	12,586
	WL6A260ADAAL	13,561	WL6A260ADASL	13,561
5	WL6A295ADAAL	15,380	WL6A295ADASL	15,380
6	WL6A330ADAAL	16,991	WL6A330ADASL	16,991
	WL6A390ADAAL	18,781	WL6A390ADASL	18,781

1 Pre-Configuration Codes are used to show common Factory Mounted options. Pre-Configuration Codes are not available for every model. For specific model availability, see the respective Pre-Configuration pricing tables or contact your local Witt sales representative.

2 Models with Pre-configured Mechanical Components (TXV, LLSV and Mechanical Thermostat) are rated for +25°FSS/10°FDT (Air Defrost) and -20°FSS/10°FDT (Electric Defrost).

# WALK-IN UNIT COOLERS

## Next-Gen All-Temp // Low Profile



### Electric Defrost Configurable Base Models

"-" Not Available

#### DUAL SPEED EC MOTORS - 230 V

# of Fans	6 FPI		4 FPI	
	Model #	List Price (\$US)	Model #	List Price (\$US)
1	WL6E035DDA	3,917	WL4E027DDA	3,760
	WL6E042DDA	4,357	WL4E032DDA	4,182
	WL6E049DDA	4,794	WL4E038DDA	4,604
2	WL6E066DDA	6,041	WL4E051DDA	5,798
	WL6E077DDA	6,355	WL4E064DDA	6,103
	WL6E090DDA	6,542	WL4E080DDA	6,281
	WL6E105DDA	7,666	-	-
3	WL6E121DDA	8,571	WL4E094DDA	8,226
	WL6E142DDA	9,779	WL4E110DDA	9,389
4	WL6E162DDA	11,470	WL4E125DDA	11,009
	WL6E182DDA	12,657	WL4E141DDA	12,148
5	WL6E200DDA	14,233	WL4E155DDA	13,666
6	WL6E244DDA	16,697	WL4E195DDA	16,030
	WL6E281DDA	18,487	WL4E230DDA	17,747

EC motors are rated for 50Hz operations. Dual speed EC motors are compliant with California Title 24 regulations. Dual speed motor operation employs a relay to control motor speed. • Reverse Connections (U) are available at No Charge. Reverse Connection models cannot be ordered with any factory mounted options. • 5 & 6 fan electric defrost models are also available wired for 208-230/3/60. EcoNet is not available on 208-230/3/60 Models.

### Electric Defrost Configurable Options

#### FACTORY MOUNTED OPTIONS // LIST PRICE ADDER (\$US)

# of Fans	TXV	EEV <sup>1</sup>	EcoNet Control Package <sup>2</sup>	KE2 Evap. Defrost Control Package <sup>3</sup>	LLSV <sup>4</sup>	Mechanical Thermostat	Electronic Thermostat	Adjustable Termination Switch/Fan Delay	Insulated Drain Pan
	1	697	2,242	2,884	6,292	505	514	771	531
2	697	2,242	2,884	6,292	505	514	771	531	1,145
3	697	2,242	2,884	6,292	505	514	771	531	1,389
4	697	2,242	2,884	6,292	505	514	771	531	1,597
5	697	2,242	2,884	6,369	586	514	771	531	1,824
6	1,312	2,242	2,884	6,369	586	514	771	531	2,074

See notes on next page.

# WALK-IN UNIT COOLERS

## Next-Gen All-Temp // Low Profile



### Electric Defrost Pre-Configured<sup>5</sup> Models // Code C

Models include mounted TXV, LLSV, and Electronic Thermostat<sup>6</sup>

#### DUAL SPEED EC MOTORS - 6 FPI

# of Fans	230 V		List Price (\$US)
	Model # R404A	Model # R407A, R448A, R449A/B	
1	WL6E035DDAAC	WL6E035DDASC	5,890
	WL6E042DDAAC	WL6E042DDASC	6,330
	WL6E049DDAAC	WL6E049DDASC	6,767
2	WL6E066DDAAC	WL6E066DDASC	8,014
	WL6E077DDAAC	WL6E077DDASC	8,328
	WL6E090DDAAC	WL6E090DDASC	8,515
	WL6E105DDAAC	WL6E105DDASC	9,639
3	WL6E121DDAAC	WL6E121DDASC	10,544
	WL6E142DDAAC	WL6E142DDASC	11,752
4	WL6E162DDAAC	WL6E162DDASC	13,443
	WL6E182DDAAC	WL6E182DDASC	14,630
5	WL6E200DDAAC	WL6E200DDASC	16,287
6	WL6E244DDAAC	WL6E244DDASC	19,366
	WL6E281DDAAC	WL6E281DDASC	21,156

#### ELECTRIC DEFROST CONFIGURABLE OPTIONS

- 1 Price Adder is for Electronic Expansion Valve (EEV) only. Controller not included and must be field supplied.
- 2 EcoNet Control Package is not available in 50 Hz.
- 3 KE2 Evaporator Defrost Control Package includes a Liquid Line Solenoid Valve (LLSV) and Electronic Expansion Valve (EEV)
- 4 LLS voltage must match the voltage applied to the motor.

Shipped-Loose Accessories are found on page 30 • Alternative Housing, Coil Coating & Housing Coating options are available. Contact Application Engineering for coated housing or alternate coil coating • ElectroFin, Bronz-Glow and Heresite are available coating options.

#### ELECTRIC DEFROST PRE-CONFIGURED OPTIONS

- 5 Pre-Configuration Codes are used to show common Factory Mounted options. Pre-Configuration Codes are not available for every model. For specific model availability, see the respective Pre-Configuration pricing tables or contact your local Witt sales representative.
- 6 Models with Pre-configured Mechanical Components (TXV, LLSV and Mechanical or Electronic Thermostat) are rated for +25°FSS/10°FDT (Air Defrost) and -20°FSS/10°FDT (Electric Defrost).

# WALK-IN UNIT COOLERS

## Next-Gen All-Temp // Low Profile



### Electric Defrost Pre-Configured<sup>1</sup> Models // Code RE // EcoNet Enabled

Models include EcoNet Control Package<sup>3</sup>

DUAL SPEED EC MOTORS - 6 FPI - 230 V

# of Fans	EcoNet Control Package <sup>2,3,4</sup>	
	Model #	List Price (\$US)
1	WL6E035DDARE	6,801
	WL6E042DDARE	7,241
	WL6E049DDARE	7,678
2	WL6E066DDARE	8,925
	WL6E077DDARE	9,239
	WL6E090DDARE	9,426
3	WL6E105DDARE	10,550
	WL6E121DDARE	11,455
	WL6E142DDARE	12,663
4	WL6E162DDARE	14,354
	WL6E182DDARE	15,541
5	WL6E200DDARE	17,117
6	WL6E244DDARE	19,581
	WL6E281DDARE	21,371

1 Pre-Configuration Codes are used to show common Factory Mounted options. Pre-Configuration Codes are not available for every model. For specific model availability, see the respective Pre-Configuration pricing tables or contact your local Witt sales representative.

2 EcoNet approved refrigerants are: R404A, R407A, R407C, R448A, R449A/B, R450A, R507A, R513A.

3 EcoNet Control Package includes: EEV; suction pressure transducer; suction, entering air coil temp. thermistors; local on-board two-row LCD display and push-button adjustments. (EcoNet replaces TXV, liquid line solenoid valve, room thermostat, defrost termination and fan delay, and time clock.)

4 EcoNet Control Package is not available in 50 Hz.

Models with Pre-configured Mechanical Components (TXV, LLSV and Mechanical or Electronic Thermostat) are rated for +25°FSST/10°FTD (Air Defrost) and -20°FSST/10°FTD (Electric Defrost).

# WALK-IN UNIT COOLERS

Next-Gen All-Temp // Low Profile



## Electric Defrost Pre-Configured<sup>1</sup> Models // Code L

Models include mounted TXV, LLSV, and Mechanical Thermostat<sup>2</sup>

DUAL SPEED EC MOTORS - 6 FPI - 230 V

# of Fans	R404A		R407A, R448A, R449A/B	
	Model #	List Price (\$US)	Model #	List Price (\$US)
1	WL6E035DDAAL	5,633	WL6E035DDASL	5,633
	WL6E042DDAAL	6,073	WL6E042DDASL	6,073
	WL6E049DDAAL	6,510	WL6E049DDASL	6,510
2	WL6E066DDAAL	7,757	WL6E066DDASL	7,757
	WL6E077DDAAL	8,071	WL6E077DDASL	8,071
	WL6E090DDAAL	8,258	WL6E090DDASL	8,258
	WL6E105DDAAL	9,382	WL6E105DDASL	9,382
3	WL6E121DDAAL	10,287	WL6E121DDASL	10,287
	WL6E142DDAAL	11,495	WL6E142DDASL	11,495
4	WL6E162DDAAL	13,186	WL6E162DDASL	13,186
	WL6E182DDAAL	14,373	WL6E182DDASL	14,373
5	WL6E200DDAAL	16,030	WL6E200DDASL	16,030
6	WL6E244DDAAL	19,109	WL6E244DDASL	19,109
	WL6E281DDAAL	20,899	WL6E281DDASL	20,899

1 Pre-Configuration Codes are used to show common Factory Mounted options. Pre-Configuration Codes are not available for every model. For specific model availability, see the respective Pre-Configuration pricing tables or contact your local Witt sales representative.

2 Models with Pre-configured Mechanical Components (TXV, LLSV and Mechanical or Electronic Thermostat) are rated for +25°FSS/10°FDT (Air Defrost) and -20°FSS/10°FDT (Electric Defrost).



# WALK-IN UNIT COOLERS

## Next-Gen All-Temp // Low Profile



Hot Gas Defrost // Reverse Cycle Configurable Base Models

"-" Not Available

### DUAL SPEED EC MOTORS - 115 V

# of Fans	6 FPI		4 FPI	
	Model #	List Price (\$US)	Model #	List Price (\$US)
1	WL6G035ADA	3,814	WL4G027ADA	3,661
	WL6G042ADA	4,306	WL4G032ADA	4,133
	WL6G049ADA	4,858	WL4G038ADA	4,666
2	WL6G066ADA	5,834	WL4G051ADA	5,601
	WL6G077ADA	6,458	WL4G064ADA	6,200
	WL6G090ADA	6,845	WL4G080ADA	6,573
	WL6G105ADA	8,024	-	-
3	WL6G121ADA	8,425	WL4G094ADA	8,086
	WL6G142ADA	9,862	WL4G110ADA	9,466
4	WL6G162ADA	10,953	WL4G125ADA	10,512
	WL6G182ADA	12,268	WL4G141ADA	11,776
5	WL6G200ADA	12,969	WL4G155ADA	12,451
6	WL6G244ADA	15,705	WL4G195ADA	15,076
	WL6G281ADA	17,489	WL4G230ADA	16,789

### DUAL SPEED EC MOTORS - 230 V

# of Fans	6 FPI		4 FPI	
	Model #	List Price (\$US)	Model #	List Price (\$US)
1	WL6G035DDA	3,900	WL4G027DDA	3,746
	WL6G042DDA	4,406	WL4G032DDA	4,230
	WL6G049DDA	4,972	WL4G038DDA	4,776
2	WL6G066DDA	6,209	WL4G051DDA	5,960
	WL6G077DDA	5,387	WL4G064DDA	6,555
	WL6G090DDA	7,306	WL4G080DDA	7,013
	WL6G105DDA	8,486	-	-
3	WL6G121DDA	8,965	WL4G094DDA	8,605
	WL6G142DDA	10,215	WL4G110DDA	9,807
4	WL6G162DDA	11,643	WL4G125DDA	11,178
	WL6G182DDA	13,174	WL4G141DDA	12,645
5	WL6G200DDA	13,787	WL4G155DDA	13,236
6	WL6G244DDA	16,853	WL4G195DDA	16,180
	WL6G281DDA	18,868	WL4G230DDA	18,114

See notes on next page

# WALK-IN UNIT COOLERS

## Next-Gen All-Temp // Low Profile



### Hot Gas Defrost Configurable Options

#### FACTORY MOUNTED OPTIONS // LIST PRICE ADDER (\$US)

# of Fans	TXV <sup>1</sup>	EEV <sup>2</sup>	LLSV <sup>3</sup>	Mechanical Thermostat	Electronic Thermostat	Adjustable Termination Switch/Fan Delay	Insulated Drain Pan
1	697	2,242	505	514	771	531	906
2	697	2,242	505	514	771	531	1,145
3	697	2,242	505	514	771	531	1,389
4	697	2,242	505	514	771	531	1,597
5	697	2,242	586	514	771	531	1,824
6	1,312	2,242	586	514	771	531	2,074

**All Hot Gas Reverse Cycle Unit Coolers Require a TXV/LLSV/Check Valve or an EEV**

#### HOT GAS DEFROST CONFIGURABLE BASE MODELS

EC motors are rated for 50Hz operations. Dual speed EC motors are compliant with California Title 24 regulations. Dual speed motor operation employs a relay to control motor speed. • Hot Gas Defrost models feature an Electric Drain Pan Heater. Hot Gas Drain Pans are not available at this time.

#### HOT GAS DEFROST CONFIGURABLE OPTIONS

- 1 If ordering a factory mounted TXV with a Hot Gas Defrost Reverse Cycle unit, a factory mounted LLSV must also be ordered. For this option selection, a check valve will also be included.
- 2 Price Adder is for Electronic Expansion Valve (EEV) only. Controller not included and must be field supplied.
- 3 LLS voltage must match the voltage applied to the motor.

Consult Factory for Factory Mounted Suction Check Valves • Shipped-Loose Accessories are found on page 30 • Alternative Housing, Coil Coating & Housing Coating options are available. Contact Application Engineering for coated housing or alternate coil coating • ElectroFin, Bronz-Glow and Heresite are available coating options.

# WALK-IN UNIT COOLERS

## Next-Gen All-Temp // Low Profile



Hot Gas Defrost // 3-Pipe Configurable Base Models

"-" Not Available

### DUAL SPEED EC MOTORS - 115 V

# of Fans	6 FPI		4 FPI	
	Model #	List Price (\$US)	Model #	List Price (\$US)
1	WL6H035ADA	3,814	WL4H027ADA	3,661
	WL6H042ADA	4,306	WL4H032ADA	4,133
	WL6H049ADA	4,858	WL4H038ADA	4,666
2	WL6H066ADA	5,834	WL4H051ADA	5,601
	WL6H077ADA	6,458	WL4H064ADA	6,200
	WL6H090ADA	6,845	WL4H080ADA	6,573
	WL6H105ADA	-	-	-
3	WL6H121ADA	8,425	WL4H094ADA	8,086
	WL6H142ADA	9,862	WL4H110ADA	9,466
4	WL6H162ADA	10,953	WL4H125ADA	10,512
	WL6H182ADA	12,268	WL4H141ADA	11,776
5	WL6H200ADA	12,969	WL4H155ADA	12,451
6	WL6H244ADA	15,705	WL4H195ADA	15,076
	WL6H281ADA	17,489	WL4H230ADA	16,789

**All Hot Gas Defrost 3-Pipe Unit Coolers Require a TXV or an EEV**

EC motors are rated for 50Hz operations. Dual speed EC motors are compliant with California Title 24 regulations. Dual speed motor operation employs a relay to control motor speed. • Hot Gas Defrost models feature an Electric Drain Pan Heater. Hot Gas Drain Pans are not available at this time.

# WALK-IN UNIT COOLERS

## Next-Gen All-Temp // Low Profile



### Hot Gas Defrost // 3-Pipe Configurable Base Models

"-" Not Available

#### DUAL SPEED EC MOTORS - 230 V

# of Fans	6 FPI		4 FPI	
	Model #	List Price (\$US)	Model #	List Price (\$US)
1	WL6H035DDA	3,900	WL4H027DDA	3,746
	WL6H042DDA	4,406	WL4H032DDA	4,230
	WL6H049DDA	4,972	WL4H038DDA	4,776
2	WL6H066DDA	6,209	WL4H051DDA	5,960
	WL6H077DDA	6,831	WL4H064DDA	6,555
	WL6H090DDA	7,306	WL4H080DDA	7,013
	WL6H105DDA	8,486	-	-
3	WL6H121DDA	8,965	WL4H094DDA	8,605
	WL6H142DDA	10,215	WL4H110DDA	9,807
4	WL6H162DDA	11,643	WL4H125DDA	11,178
	WL6H182DDA	13,174	WL4H141DDA	12,645
5	WL6H200DDA	13,787	WL4H155DDA	13,236
6	WL6H244DDA	16,853	WL4H195DDA	16,180
	WL6H281DDA	18,868	WL4H230DDA	18,114

**All Hot Gas Defrost 3-Pipe Unit Coolers Require a TXV or an EEV**

EC motors are rated for 50Hz operations. Dual speed EC motors are compliant with California Title 24 regulations. Dual speed motor operation employs a relay to control motor speed. • Hot Gas Defrost models feature an Electric Drain Pan Heater. Hot Gas Drain Pans are not available at this time.

# WALK-IN UNIT COOLERS

Next-Gen All-Temp // Low Profile



## Hot Gas Defrost Configurable Options

### FACTORY MOUNTED OPTIONS // LIST PRICE ADDER (\$US)

# of Fans	TXV <sup>1</sup>	EEV <sup>2</sup>	LLSV <sup>3</sup>	Liquid TXV Bypass Check Valve	Mechanical Thermostat	Electronic Thermostat	Adjustable Termination Switch/Fan Delay	Insulated Drain Pan
1	718	2,243	520	969	530	790	551	936
2	718	2,243	520	969	530	790	551	1,175
3	718	2,243	520	969	530	790	551	1,435
4	718	2,243	520	969	530	790	551	1,643
5	718	2,243	603	969	530	790	551	1,882
6	1,352	2,243	603	969	530	790	551	2,132

**All Hot Gas Defrost 3-Pipe Unit Coolers Require a TXV or an EEV**

EC motors are rated for 50Hz operations. Dual speed EC motors are compliant with California Title 24 regulations. Dual speed motor operation employs a relay to control motor speed. • Hot Gas Defrost models feature an Electric Drain Pan Heater. Hot Gas Drain Pans are not available at this time.

- 1 If ordering a factory mounted TXV with a Hot Gas Defrost Reverse Cycle unit, a factory mounted LLSV must also be ordered. For this option selection, a check valve will also be included.
- 2 Price Adder is for Electronic Expansion Valve (EEV) only. Controller not included and must be field supplied.
- 3 LLS voltage must match the voltage applied to the motor.

Consult Factory for Factory Mounted Suction Check Valves • Shipped-Loose Accessories are found on page 30 • Alternative Housing, Coil Coating & Housing Coating options are available. Contact Application Engineering for coated housing or alternate coil coating • ElectroFin, Bronz-Glow and Heresite are available coating options.

# WALK-IN UNIT COOLERS // NEXT-GEN ALL-TEMP

## Shipped Loose Accessories



### Controls & Thermostats

Option Name	Option Description	List Price (\$US)
EcoNet Command Center	EcoNet Command Center for EcoNet Enabled Unit Coolers	1,483
Mechanical Thermostat	Mechanical Thermostat: -30°F to + 100°F	484
Electronic Thermostat	Electronic Thermostat: -30°F to + 100°F	624

### Valves

Option Name	Range	List Price (\$US)
Electronic Expansion Valve (EEV)	1 to 15 Tons	1,730
	16 to 25 Tons	2,484
Thermostatic Expansion Valve (TXV)	1/4 to 3 Tons	567
	4 to 9 Tons	808
	10 to 30 Tons	1,420
Liquid Line Solenoid Valve (LLSV)	1/2 thru 3 HP	478
	4 thru 8 HP	535
	9 thru 10 HP	776
	12 thru 15 HP	953
	22 HP	1,216

### Heat Exchangers

Part #	Model #	Length (in)	Liquid Line (in)	Suction Line (in)	List Price (\$US)
HX-25	105065001	12	1/4	1/2	268
HX-50	105065003	13	3/8	5/8	314
HX-75	105065004	14	3/8	7/8	431
HX-100	105065005	14	3/8	1-1/8	549
HX-150	105065006	14	1/2	1-1/8	635

# WALK-IN UNIT COOLERS



## Center Mount // Low Height

Small to Medium Walk-Ins  
Cooler and Freezer Applications



### Standard Features

- ▶ Dual Speed EC Motors
- ▶ Extra low height — mounts flush to ceiling
- ▶ Two-way air flow for even air circulation and consistent temperature
- ▶ Electric Defrost models feature independently defrosted coils for optimal defrost performance
- ▶ High efficiency fan guard design and deep draw venturi provide optimal air flow
- ▶ Sloped housing for efficient condensate draining
- ▶ Unique design allows for service in confined spaces
- ▶ Lightweight and durable embossed aluminum housing

### Options

- ▶ Coated aluminum fins
- ▶ EcoNet® Enabled Unit Cooler controller
- ▶ EcoNet Command Center
- ▶ Coated housing
- ▶ Adjustable termination/fan delay control
- ▶ Insulated drain pan

### BTUH

Air Defrost  
4,100 - 30,400

Electric Defrost  
3,700 - 32,400

### Nomenclature

W	E	6	A	041	A	D	A
Brand	Style	Fins Per Inch	Defrost Type	Capacity	Voltage	Motor Type	Vintage
W - Witt	E - Center Mount	6 FPI 4 FPI	A - Air E - Electric	# x 100 = BTUH	A - 115/1/60 D - 230/1/60	D - Dual Speed EC	



DOE AWEF values for specific models in a given application can be found in the Product Brochure on our website.

# WALK-IN UNIT COOLERS

## Center Mount // Low Height



### Air Defrost Configurable Base Models

#### DUAL SPEED EC MOTORS - 6 FPI

# of Fans	115 V		230 V	
	Model #	List Price (\$US)	Model #	List Price (\$US)
1	WE6A041ADA	3,798	WE6A041DDA	3,990
2	WE6A070ADA	5,513	WE6A070DDA	5,757
	WE6A084ADA	6,046	WE6A084DDA	6,295
3	WE6A104ADA	6,600	WE6A104DDA	6,900
	WE6A128ADA	8,248	WE6A128DDA	8,563
4	WE6A141ADA	9,094	WE6A141DDA	9,458
	WE6A169ADA	10,471	WE6A169DDA	10,849
5	WE6A204ADA	11,424	WE6A204DDA	11,859
	WE6A258ADA	13,822	WE6A258DDA	15,697

### Air Defrost Configurable Options

#### FACTORY MOUNTED OPTIONS // LIST PRICE ADDER (\$US)

# of Fans	TXV	EEV <sup>1</sup>	EcoNet Control Package <sup>2</sup>	LLSV <sup>3</sup>	Mechanical Thermostat	Electronic Thermostat	Insulated Drain Pan
1	697	2,242	2,884	505	514	771	235
2	697	2,242	2,884	505	514	771	296
3	697	2,242	2,884	505	514	771	359
4	697	2,242	2,884	505	514	771	420
5	697	2,242	2,884	505	514	771	484

#### AIR DEFROST CONFIGURABLE BASE MODELS

EC motors are rated for 50Hz operations. Dual speed EC motors are compliant with California Title 24 regulations. Dual speed motor operation employs a relay to control motor speed.

#### AIR DEFROST CONFIGURABLE OPTIONS

- 1 Price Adder is for Electronic Expansion Valve (EEV) only. Controller not included and must be field supplied.
- 2 EcoNet Control Package is not available in 50 Hz.
- 3 LLSV voltage must match the voltage applied to the motor.

Shipped-Loose Accessories are found on page 34 • Alternative Housing, Coil Coating & Housing Coating options are available. Contact Application Engineering for coated housing or alternate coil coating. ElectroFin, Bronz-Glow and Heresite are available coating options.



# WALK-IN UNIT COOLERS

## Center Mount // Low Height



### Electric Defrost Configurable Base Models

DUAL SPEED EC MOTORS - 4 FPI			DUAL SPEED EC MOTORS - 6 FPI		
# of Fans	230 V		# of Fans	230 V	
	Model #	List Price (\$US)		Model #	List Price (\$US)
1	WE4E037DDA	5,984	1	WE6E037DDA	5,984
2	WE4E075DDA	8,320	2	WE6E045DDA	8,055
3	WE4E107DDA	11,257	3	WE6E075DDA	8,320
4	WE4E149DDA	14,169	4	WE6E089DDA	10,467
5	WE4E186DDA	16,030	5	WE6E108DDA	11,362
	WE4E234DDA	18,435		WE6E125DDA	11,498
			4	WE6E137DDA	13,816
			5	WE6E182DDA	14,620
				WE6E221DDA	17,414
				WE6E278DDA	19,548

EC motors are rated for 50Hz operations. Dual speed EC motors are compliant with California Title 24 regulations. Dual speed motor operation employs a relay to control motor speed.

### Electric Defrost Configurable Options

# of Fans	FACTORY MOUNTED OPTIONS // LIST PRICE ADDER (\$US)						
	TXV	EEV <sup>1</sup>	EcoNet Control Package <sup>2</sup>	LLSV <sup>3</sup>	Mechanical Thermostat	Electronic Thermostat	Insulated Drain Pan
1	697	2,242	2,884	505	514	771	235
2	697	2,242	2,884	505	514	771	296
3	697	2,242	2,884	505	514	771	359
4	697	2,242	2,884	505	514	771	420
5	697	2,242	2,884	505	514	771	484

#### ELECTRIC DEFROST CONFIGURABLE OPTIONS

- 1 Price Adder is for Electronic Expansion Valve (EEV) only. Controller not included and must be field supplied.
- 2 EcoNet Control Package is not available in 50 Hz.
- 3 LLS voltage must match the voltage applied to the motor.

Shipped-Loose Accessories are found on page 34 • Alternative Housing, Coil Coating & Housing Coating options are available. Contact Application Engineering for coated housing or alternate coil coating. ElectroFin, Bronz-Glow and Heresite are available coating options.

# WALK-IN UNIT COOLER // CENTER MOUNT

## Shipped Loose Accessories



### Controls & Thermostats

Option Name	Option Description	List Price (\$US)
EcoNet Command Center	EcoNet Command Center for EcoNet Enabled Unit Coolers	1,483
Mechanical Thermostat	Mechanical Thermostat: -30°F to + 100°F	484
Electronic Thermostat	Electronic Thermostat: -30°F to + 100°F	624

### Valves

Option Name	Range	List Price (\$US)
Electronic Expansion Valve (EEV)	1 to 15 Tons	1,730
	16 to 25 Tons	2,484
Thermostatic Expansion Valve (TXV)	1/4 to 3 Tons	567
	4 to 9 Tons	808
	10 to 30 Tons	1,420
Liquid Line Solenoid Valve (LLSV)	1/2 thru 3 HP	478
	4 thru 8 HP	535
	9 thru 10 HP	776
	12 thru 15 HP	953
	22 HP	1,216

### Heat Exchangers

Part #	Model #	Length (in)	Liquid Line (in)	Suction Line (in)	List Price (\$US)
HX-25	105065001	12	1/4	1/2	258
HX-50	105065003	13	3/8	5/8	302
HX-75	105065004	14	3/8	7/8	414
HX-100	105065005	14	3/8	1-1/8	528
HX-150	105065006	14	1/2	1-1/8	611

# WALK-IN UNIT COOLERS



## Center Mount // Low Velocity

Small to Medium Walk-Ins  
Cooler Applications



### Standard Features

- ▶ Dual Speed EC Motors
- ▶ Extra low height — mounts flush to ceiling
- ▶ Two-way air flow for even air circulation and consistent temperature
- ▶ Electric Defrost models feature independently defrosted coils for optimal defrost performance
- ▶ High efficiency fan guard design and deep draw venturi provide optimal air flow
- ▶ Sloped housing for efficient condensate draining
- ▶ Unique design allows for service in confined spaces
- ▶ Lightweight and durable embossed aluminum housing

### Options

- ▶ EcoNet® Enabled Unit Cooler Controller
- ▶ EcoNet® Command Center
- ▶ Thermostatic expansion valve (mounted or loose)
- ▶ Liquid line solenoid valve (mounted or loose)
- ▶ Thermostat (mechanical or electronic - mounted or loose)

### BTUH

Air Defrost  
4,300 - 32,500

Electric Defrost  
4,300 - 32,500

### Nomenclature

<b>W</b>	<b>V</b>	<b>6</b>	<b>A</b>	<b>043</b>	<b>A</b>	<b>D</b>	<b>A</b>
Brand	Style	Fins Per Inch	Defrost Type	Capacity	Voltage	Motor Type	Vintage
W - Witt	V - Low Velocity Center Mount	6 FPI	A - Air E - Electric	# x 100 = BTUH	A - 115/1/60 D - 230/1/60	D - Dual Speed EC	



DOE AWEF values for specific models in a given application can be found in the Product Brochure on our website.

# WALK-IN UNIT COOLERS

## Center Mount // Low Velocity



### Configurable Base Models

DUAL SPEED EC MOTORS - 6 FPI						
# of Fans	Air Defrost				Electric Defrost	
	115 V		230 V		230 V	
	Model #	List Price (\$US)	Model #	List Price (\$US)	Model #	List Price (\$US)
1	WV6A043ADA	5,995	WV6A043DDA	6,233	WV6E043DDA	6,901
	WV6A053ADA	6,209	WV6A053DDA	6,457	WV6E053DDA	7,244
2	WV6A085ADA	7,231	WV6A085DDA	7,521	WV6E085DDA	8,474
	WV6A106ADA	8,868	WV6A106DDA	9,223	WV6E106DDA	10,249
3	WV6A129ADA	10,293	WV6A129DDA	10,706	WV6E129DDA	12,031
	WV6A158ADA	11,548	WV6A158DDA	12,013	WV6E158DDA	13,439
4	WV6A176ADA	14,075	WV6A176DDA	14,638	WV6E176DDA	16,461
	WV6A218ADA	15,916	WV6A218DDA	16,553	WV6E218DDA	18,509
5	WV6A271ADA	17,454	WV6A271DDA	18,153	WV6E271DDA	20,617

### Configurable Options

FACTORY MOUNTED OPTIONS // LIST PRICE ADDER (\$US)							
# of Fans	TXV	EEV <sup>1</sup>	EcoNet Control Package <sup>2</sup>	LLSV <sup>3</sup>	Mechanical Thermostat	Electronic Thermostat	Insulated Drain Pan
1	697	2,242	2,884	505	514	771	235
2	697	2,242	2,884	505	514	771	296
3	697	2,242	2,884	505	514	771	359
4	697	2,242	2,884	505	514	771	420
5	697	2,242	2,884	505	514	771	484

#### CONFIGURABLE BASE MODELS

EC motors are rated for 50Hz operations. Dual speed EC motors are compliant with California Title 24 regulations. Dual speed motor operation employs a relay to control motor speed.

#### CONFIGURABLE OPTIONS

- 1 Price Adder is for Electronic Expansion Valve (EEV) only. Controller not included and must be field supplied.
- 2 EcoNet Control Package is not available in 50 Hz.
- 3 LLS voltage must match the voltage applied to the motor.

Shipped-Loose Accessories are found on page 37 • Alternative Housing, Coil Coating & Housing Coating options are available. Contact Application Engineering for coated housing or alternate coil coating. ElectroFin, Bronz-Glow and Heresite are available coating options.

# WALK-IN UNIT COOLER // CENTER MOUNT LOW VELOCITY



## Shipped Loose Accessories



### Controls & Thermostats

Option Name	Option Description	List Price (\$US)
EcoNet Command Center	EcoNet Command Center for EcoNet Enabled Unit Coolers	1,483
Mechanical Thermostat	Mechanical Thermostat: -30°F to +100°F	484
Electronic Thermostat	Electronic Thermostat: -30°F to +100°F	624

### Valves

Option Name	Range	List Price (\$US)
Electronic Expansion Valve (EEV)	1 to 15 Tons	1,730
	16 to 25 Tons	2,484
Thermostatic Expansion Valve (TXV)	1/4 to 3 Tons	567
	4 to 9 Tons	808
	10 to 30 Tons	1,420
Liquid Line Solenoid Valve (LLSV)	1/2 thru 3 HP	478
	4 thru 8 HP	535
	9 thru 10 HP	776
	12 thru 15 HP	953
	22 HP	1,216

### Heat Exchangers

Part #	Model #	Length (in)	Liquid Line (in)	Suction Line (in)	List Price (\$US)
HX-25	105065001	12	1/4	1/2	258
HX-50	105065003	13	3/8	5/8	302
HX-75	105065004	14	3/8	7/8	414
HX-100	105065005	14	3/8	1-1/8	528
HX-150	105065006	14	1/2	1-1/8	611

# WALK-IN UNIT COOLERS



## Medium Profile

Medium to Large Walk-Ins  
Cooler & Freezer Applications in boxes <3,000 sq. ft.



### Standard Features

- ▶ Rail-mounted, energy-efficient Dual Speed EC motors that are compliant with California Title 24 regulations
- ▶ Enhanced copper tube and aluminum fin coil construction
- ▶ High efficiency fan and deep draw venturi for optimal air flow
- ▶ Slide out end panels
- ▶ Easily removable fan guards and modular fan panels
- ▶ Hinged drain pan
- ▶ Face mounted defrost heaters for optimal performance and easy service access
- ▶ Embossed aluminum housing
- ▶ Evaporators AWEF certified for Walk-in Coolers and Freezers in boxes less than 3,000 sq. ft.
- ▶ UL/cUL certified for use with multiple refrigerants
- ▶ NSF approved for use in food preparation areas
- ▶ Available as single through three fan models

### Options

- ▶ EcoNet® Enabled Unit Cooler controller
- ▶ EcoNet Command Center
- ▶ Painted housing
- ▶ Coated Coil
- ▶ Suction/Liquid Heat Exchanger
- ▶ Insulated drain pan

BTUH

Air Defrost  
4,100 - 45,900

Electric Defrost  
2,700 - 33,000

Hot Gas Defrost  
2,700 - 33,000

### Nomenclature


<b>W</b>	<b>M</b>	<b>6</b>	<b>E</b>	<b>153</b>	<b>A</b>	<b>D</b>	<b>A</b>
Brand	Style	Fins Per Inch	Defrost Type	Capacity	Voltage	Motor Type	Vintage
W - Witt	M - Medium Profile	6 FPI 4 FPI	A - Air E - Electric H - Hot Gas 3-Pipe G - Hot Gas Reverse Cycle	# x 100 = BTUH	A - 115/1/60 D - 230/1/60 E - 208-230/3/60 F - 460/1/60 G - 460/3/60	D - Dual Speed EC	



DOE AWEF values for specific models in a given application can be found in the Product Brochure on our website.

# WALK-IN UNIT COOLERS

## Medium Profile



### Air Defrost Configurable Base Models

DUAL SPEED EC MOTORS - 6 FPI						
# of Fans	115/1/60		208-230/1/60		460/1/60	
	Model #	List Price (\$US)	Model #	List Price (\$US)	Model #	List Price (\$US)
1	WM6A182ADA	9,881	WM6A182DDA	10,078	WM6A182FDA	10,672
	WM6A220ADA	11,922	WM6A220DDA	12,160	WM6A220FDA	12,877
2	WM6A276ADA	16,761	WM6A276DDA	17,097	WM6A276FDA	18,102
	WM6A370ADA	21,186	WM6A370DDA	21,610	WM6A370FDA	22,882
	WM6A442ADA	24,576	WM6A442DDA	25,069	WM6A442FDA	26,543
3	WM6A549ADA	29,825	WM6A549DDA	30,423	WM6A549FDA	32,211
	WM6A658ADA	31,418	WM6A658DDA	32,048	WM6A658FDA	33,931

### Air Defrost Configurable Options

# of Fans	FACTORY MOUNTED OPTIONS // LIST PRICE ADDER (\$US)						
	TXV	EEV <sup>1</sup>	EcoNet Control Package <sup>2</sup>	LLSV	Mechanical Thermostat	Electronic Thermostat	Insulated Drain Pan
1	697	2,242	3,964	1,004	514	771	724
2	1,312	2,242	3,964	1,004	514	771	1,193
3	1,312	2,242	3,964	1,249	514	771	1,595

#### AIR DEFROST CONFIGURABLE BASE MODELS

EC motors are rated for 50Hz operations. Dual speed EC motors are compliant with California Title 24 regulations. Dual speed motor operation employs a relay to control motor speed.

#### AIR DEFROST CONFIGURABLE OPTIONS

- 1 Price Adder is for Electronic Expansion Valve (EEV) only. Controller not included and must be field supplied.
- 2 EcoNet Control Package is not available in 50 Hz.

Shipped-Loose Accessories are found on page 44 • Alternative Cabinets (Painted or Stainless Steel) and Coil Coating (RussProof, Bronz-Glow & Electrofin) options are available. Contact Application Engineering, or a Sales Representative, if you are interested in these options.

# WALK-IN UNIT COOLERS

## Medium Profile



### Electric Defrost Configurable Base Models

DUAL SPEED EC MOTORS					
# of Fans	208-230/1/60		208-230/3/60		
	Model #	List Price (\$US)	Model #	List Price (\$US)	
6 FPI	1	WM6E153DDA	12,628	WM6E153EDA	12,752
		WM6E184DDA	16,494	WM6E184EDA	16,660
	2	WM6E311DDA	20,716	WM6E311EDA	20,925
		WM6E374DDA	26,723	WM6E374EDA	26,993
	3	-	-	WM6E469EDA	30,577
		-	-	WM6E564EDA	33,509
4 FPI	1	WM4E110DDA	12,123	WM4E110EDA	12,244
		WM4E143DDA	15,835	WM4E143EDA	15,995
	2	WM4E232DDA	19,889	WM4E232EDA	20,089
		WM4E288DDA	25,654	WM4E288EDA	25,913
	3	-	-	WM4E336EDA	29,356
		-	-	WM4E419EDA	32,172

DUAL SPEED EC MOTORS					
# of Fans	460/1/60		460/3/60		
	Model #	List Price (\$US)	Model #	List Price (\$US)	
6 FPI	1	WM6E153FDA	13,646	WM6E153GDA	13,775
		WM6E184FDA	17,826	WM6E184GDA	17,992
	2	WM6E311FDA	22,389	WM6E311GDA	22,600
		WM6E374FDA	28,882	WM6E374GDA	29,150
	3	WM6E469FDA	32,717	WM6E469GDA	33,022
		WM6E564FDA	35,855	WM6E564GDA	36,191
4 FPI	1	WM4E110FDA	13,102	WM4E110GDA	13,223
		WM4E143FDA	17,114	WM4E143GDA	17,273
	2	WM4E232FDA	21,496	WM4E232GDA	21,695
		WM4E288FDA	27,727	WM4E288GDA	27,986
	3	WM4E336FDA	31,411	WM4E336GDA	31,705
		WM4E419FDA	34,421	WM4E419GDA	34,745

See notes on next page.



# WALK-IN UNIT COOLERS

## Medium Profile



### Electric Defrost Configurable Options

# of Fans	FACTORY MOUNTED OPTIONS // LIST PRICE ADDER (\$US)							
	TXV	EEV <sup>1</sup>	EcoNet Control Package <sup>2</sup>	LLSV	Mechanical Thermostat	Electronic Thermostat	Adjustable Defrost Control / Fan Delay Switch	Insulated Drain Pan
1	697	2,242	3,964	1,004	514	771	531	724
2	1,312	2,242	3,964	1,004	514	771	531	1,193
3	1,312	2,242	3,964	1,249	514	771	531	1,595

#### ELECTRIC DEFROST CONFIGURABLE BASE MODELS

EC motors are rated for 50Hz operations. Dual speed EC motors are compliant with California Title 24 regulations. Dual speed motor operation employs a relay to control motor speed.

#### ELECTRIC DEFROST CONFIGURABLE OPTIONS

- 1 Price Adder is for Electronic Expansion Valve (EEV) only. Controller not included and must be field supplied.
- 2 EcoNet Control Package is not available in 50 Hz.

Shipped-Loose Accessories are found on page 44 • Alternative Cabinets (Painted or Stainless Steel) and Coil Coating (RussProof, Bronz-Glow & Electrofin) options are available. Contact Application Engineering, or a Sales Representative, if you are interested in these options.

# WALK-IN UNIT COOLERS

## Medium Profile



### Hot Gas Defrost // Reverse Cycle Configurable Base Models

		DUAL SPEED EC MOTORS			
		208-230/1/60		460/1/60	
# of Fans		Model #	List Price (\$US)	Model #	List Price (\$US)
6 FPI	1	WM6G153DDA	17,746	WM6G153FDA	19,180
		WM6G184DDA	18,522	WM6G184FDA	20,018
	2	WM6G311DDA	26,116	WM6G311FDA	28,227
		WM6G374DDA	27,808	WM6G374FDA	30,056
	3	WM6G469DDA	34,442	WM6G469FDA	37,225
		WM6G564DDA	37,327	WM6G564FDA	40,345
4 FPI	1	WM4G110DDA	17,037	WM4G110FDA	18,414
		WM4G143DDA	17,781	WM4G143FDA	19,216
	2	WM4G232DDA	25,072	WM4G232FDA	27,099
		WM4G288DDA	26,698	WM4G288FDA	28,854
	3	WM4G336DDA	33,064	WM4G336FDA	35,734
		WM4G419DDA	35,836	WM4G419FDA	38,731

### Hot Gas Defrost Configurable Options

FACTORY MOUNTED OPTIONS // LIST PRICE ADDER (\$US)							
# of Fans	TXV <sup>1</sup>	EEV <sup>2</sup>	LLSV	Mechanical Thermostat	Electronic Thermostat	Adjustable Defrost Control / Fan Delay Switch	Insulated Drain Pan
1	697	2,242	1,004	514	771	531	724
2	1,312	2,242	1,004	514	771	531	1,193
3	1,312	2,242	1,249	514	771	531	1,595

**All Hot Gas Reverse Cycle Unit Coolers Require a TXV/LLSV/Check Valve or an EEV**

EC motors are rated for 50Hz operations. Dual speed EC motors are compliant with California Title 24 regulations. Dual speed motor operation employs a relay to control motor speed. • Hot Gas Defrost models feature an Electric Drain Pan Heater.

#### HOT GAS DEFROST CONFIGURABLE OPTIONS

- 1 If ordering a factory mounted TXV with a Hot Gas Defrost Reverse Cycle unit, a factory mounted LLSV must also be ordered. For this option selection, a check valve will also be included.
- 2 Price Adder is for Electronic Expansion Valve (EEV) only. Controller not included and must be field supplied.

Shipped-Loose Accessories are found on page 44 • Alternative Cabinets (Painted or Stainless Steel) and Coil Coating (RussProof, Bronz-Glow & Electrofin) options are available. Contact Application Engineering, or a Sales Representative, if you are interested in these options.

# WALK-IN UNIT COOLERS

## Medium Profile



### Hot Gas Defrost // 3-Pipe Configurable Base Models

		DUAL SPEED EC MOTORS			
		208-230/1/60		460/1/60	
# of Fans	Model #	List Price (\$US)	Model #	List Price (\$US)	
6 FPI	1	WM6H153DDA	17,746	WM6H153FDA	19,180
		WM6H184DDA	18,522	WM6H184FDA	20,018
	2	WM6H311DDA	26,116	WM6H311FDA	28,227
		WM6H374DDA	27,808	WM6H374FDA	30,056
	3	WM6H469DDA	34,442	WM6H469FDA	37,225
		WM6H564DDA	37,327	WM6H564FDA	40,345
4 FPI	1	WM4H110DDA	17,037	WM4H110FDA	18,414
		WM4H143DDA	17,781	WM4H143FDA	19,216
	2	WM4H232DDA	25,072	WM4H232FDA	27,099
		WM4H288DDA	26,698	WM4H288FDA	28,854
	3	WM4H336DDA	33,064	WM4H336FDA	35,734
		WM4H419DDA	35,836	WM4H419FDA	38,731

### Hot Gas Defrost Configurable Options

FACTORY MOUNTED OPTIONS // LIST PRICE ADDER (\$US)							
# of Fans	TXV <sup>1</sup>	EEV <sup>2</sup>	LLSV	Mechanical Thermostat	Electronic Thermostat	Adjustable Defrost Control / Fan Delay Switch	Insulated Drain Pan
1	697	2,242	1,004	514	771	531	724
2	1,312	2,242	1,004	514	771	531	1,193
3	1,312	2,242	1,249	514	771	531	1,595

**All Hot Gas Defrost 3-Pipe Unit Coolers Require a TXV or an EEV**

EC motors are rated for 50Hz operations. Dual speed EC motors are compliant with California Title 24 regulations. Dual speed motor operation employs a relay to control motor speed. • Hot Gas Defrost models feature an Electric Drain Pan Heater.

#### HOT GAS DEFROST CONFIGURABLE OPTIONS

- 1 If ordering a factory mounted TXV with a Hot Gas Defrost Reverse Cycle unit, a factory mounted LLSV must also be ordered. For this option selection, a check valve will also be included.
- 2 Price Adder is for Electronic Expansion Valve (EEV) only. Controller not included and must be field supplied.

Shipped-Loose Accessories are found on page 44 • Alternative Cabinets (Painted or Stainless Steel) and Coil Coating (RussProof, Bronz-Glow & Electrofin) options are available. Contact Application Engineering, or a Sales Representative, if you are interested in these options.

# WALK-IN UNIT COOLERS // MEDIUM PROFILE

## Shipped Loose Accessories



### Controls & Thermostats

Option Name	Option Description	List Price (\$US)
EcoNet Command Center	EcoNet Command Center for EcoNet Enabled Unit Coolers	1,483
Mechanical Thermostat	Mechanical Thermostat: -30°F to + 100°F	484
Electronic Thermostat	Electronic Thermostat: -30°F to + 100°F	624

### Valves

Option Name	Range	List Price (\$US)
Electronic Expansion Valve (EEV)	1 to 15 Tons	1,730
	16 to 25 Tons	2,484
Thermostatic Expansion Valve (TXV)	1/4 to 3 Tons	567
	4 to 9 Tons	808
	10 to 30 Tons	1,420
Liquid Line Solenoid Valve (LLSV)	1/2 thru 3 HP	478
	4 thru 8 HP	535
	9 thru 10 HP	776
	12 thru 15 HP	953
	22 HP	1,216

### Heat Exchangers

Part #	Model #	Length (in)	Liquid Line (in)	Suction Line (in)	List Price (\$US)
HX-25	105065001	12	1/4	1/2	258
HX-50	105065003	13	3/8	5/8	302
HX-75	105065004	14	3/8	7/8	414
HX-100	105065005	14	3/8	1-1/8	528
HX-150	105065006	14	1/2	1-1/8	611
HX-250	105065007	14	5/8	1-3/8	840
HX-350	105065008	16	5/8	1-5/8	864

# WALK-IN UNIT COOLERS

## Heavy Duty

Medium to Large Walk-Ins  
Cooler & Freezer Applications in boxes <3,000 sq. ft.



### Standard Features

- ▶ Rail-mounted, energy-efficient dual speed EC motors
- ▶ Enhanced copper tube and aluminum fin coil construction
- ▶ High efficiency deep draw venturi for optimal air flow
- ▶ Slide out end panels
- ▶ Easily removable fan guards and modular fan panels
- ▶ Hinged drain pan
- ▶ Face mounted defrost heaters for optimal performance and easy service access
- ▶ Embossed aluminum housing
- ▶ Available as single through four fan models

### Options

- ▶ EcoNet® Enabled Unit Cooler controller
- ▶ EcoNet Command Center
- ▶ Reverse connections
- ▶ Painted housing
- ▶ Coated Coil
- ▶ Suction/Liquid Heat Exchanger
- ▶ Insulated drain pan

## BTUH

Air Defrost 31,200 - 253,100	Electric Defrost 33,100 - 227,400	Hot Gas Defrost 33,100 - 227,400
---------------------------------	--------------------------------------	-------------------------------------

### Nomenclature

W	H	6	E	109	D	D	A
Brand	Style	Fins Per Inch	Defrost Type	Capacity	Voltage	Motor Type	Vintage
W - Witt	H - Heavy Duty Y - Reverse Connections	6 FPI 4 FPI	A - Air E - Electric H - Hot Gas 3-Pipe + Electric Drain Pan K - Hot Gas 3-Pipe + Hot Gas Drain Pan G - Hot Gas Reverse + Electric Drain Pan L - Hot Gas Reverse + Hot Gas Drain Pan	# x 1,000 = BTUH	D - 230/1/60 E - 208-230/3/60 F - 460/1/60 G - 460/3/60	D - Dual Speed EC	



DOE AWEF values for specific models in a given application can be found in the Product Brochure on our website.

# WALK-IN UNIT COOLERS

## Heavy Duty



### Air Defrost Configurable Base Models

#### DUAL SPEED EC MOTORS - 6 FPI

# of Fans	208-230/1/60		460/1/60	
	Model #	List Price (\$US)	Model #	List Price (\$US)
1	WH6A031DDA	24,550	WH6A031FDA	25,040
	WH6A043DDA	26,966	WH6A043FDA	27,507
	WH6A052DDA	28,264	WH6A052FDA	28,828
2	WH6A063DDA	31,496	WH6A063FDA	32,127
	WH6A087DDA	41,207	WH6A087FDA	42,031
	WH6A105DDA	46,245	WH6A105FDA	47,171
3	WH6A132DDA	49,364	WH6A132FDA	50,352
	WH6A156DDA	66,140	WH6A156FDA	67,464
4	WH6A175DDA	76,794	WH6A175FDA	78,331
	WH6A209DDA	85,433	WH6A209FDA	87,144

### Air Defrost Configurable Options

#### FACTORY MOUNTED OPTIONS // LIST PRICE ADDER (\$US)

# of Fans	TXV	EEV <sup>1</sup>	EcoNet Control Package <sup>2</sup>	LLSV	Mechanical Thermostat	Electronic Thermostat	Insulated Drain Pan
1	1,312	2,242	7,744	1,004	514	771	1,067
2	2,000	2,242	7,744	1,249	514	771	1,419
3	2,000	3,097	7,744	1,249	514	771	1,827
4	2,000	3,097	7,744	1,436	514	771	2,099

#### AIR DEFROST CONFIGURABLE BASE MODELS

EC motors are rated for 50Hz operations. Dual speed EC motors are compliant with California Title 24 regulations. Dual speed motor operation employs a relay to control motor speed.

#### AIR DEFROST CONFIGURABLE OPTIONS

1 Price Adder is for Electronic Expansion Valve (EEV) only. Controller not included and must be field supplied.

2 EcoNet Control Package is not available in 50 Hz. • Heavy Duty Unit Coolers with EcoNet will also have a Thru-the-Door Disconnect

Shipped-Loose Accessories are found on page 54 • Alternative Cabinets (Painted or Stainless Steel) and Coil Coating (RussProof, Bronz-Glow & Electrofin) options are available. Contact Application Engineering, or a Sales Representative, if you are interested in these options.

# WALK-IN UNIT COOLERS

## Heavy Duty



### Electric Defrost Configurable Base Models

#### DUAL SPEED EC MOTORS

	# of Fans	208-230/3/60		460/3/60		
		Model #	List Price (\$US)	Model #	List Price (\$US)	
6 FPI	1	WH6E033EDA	27,889	WH6E033GDA	28,449	
		WH6E044EDA	33,299	WH6E044GDA	33,964	
		WH6E053EDA	36,004	WH6E053GDA	36,723	
	2	WH6E066EDA	43,335	WH6E066GDA	44,202	
		WH6E089EDA	55,632	WH6E089GDA	56,742	
		WH6E109EDA	66,322	WH6E109GDA	67,649	
	3	WH6E134EDA	73,536	WH6E134GDA	75,009	
		WH6E163EDA	96,366	WH6E163GDA	98,295	
	4	WH6E199EDA	110,650	WH6E199GDA	112,864	
	4 FPI	1	WH4E035EDA	31,966	WH4E035GDA	32,605
			WH4E044EDA	34,561	WH4E044GDA	35,254
		2	WH4E071EDA	53,407	WH4E071GDA	54,473
WH4E087EDA			63,669	WH4E087GDA	64,942	
3		WH4E107EDA	70,597	WH4E107GDA	72,005	
		WH4E131EDA	92,511	WH4E131GDA	94,360	
4		WH4E167EDA	106,225	WH4E167GDA	108,346	

### Electric Defrost Configurable Options

#### FACTORY MOUNTED OPTIONS // LIST PRICE ADDER (\$US)

# of Fans	TXV	EEV <sup>1</sup>	EcoNet Control Package <sup>2</sup>	LLSV	Mechanical Thermostat	Electronic Thermostat	Adjustable Defrost Control / Fan Delay Switch	Insulated Drain Pan
1	1,312	2,242	7,744	1,004	514	771	1,067	696
2	2,000	2,242	7,744	1,249	514	771	1,419	1,147
3	2,000	3,097	7,744	1,249	514	771	1,827	1,534
4	2,000	3,097	7,744	1,436	514	771	2,099	2,018

EC motors are rated for 50Hz operations. Dual speed EC motors are compliant with California Title 24 regulations. Dual speed motor operation employs a relay to control motor speed. • Shipped-Loose Accessories are found on page 55 • Alternative Cabinets (Painted or Stainless Steel) and Coil Coating (RussProof, Bronz-Glow & Electrofin) options are available. Contact Application Engineering, or a Sales Representative, if you are interested in these options.

1 Price Adder is for Electronic Expansion Valve (EEV) only. Controller not included and must be field supplied.

2 EcoNet Control Package is not available in 50 Hz. Heavy Duty Unit Coolers with EcoNet will also have a Thru-the-Door Disconnect

# WALK-IN UNIT COOLERS

## Heavy Duty



### Hot Gas Defrost // Reverse Cycle Configurable Base Models

#### DUAL SPEED EC MOTORS // ELECTRIC DRAIN PAN HEATER

# of Fans	208-230/1/60		460/1/60	
	Model #	List Price (\$US)	Model #	List Price (\$US)
6 FPI	1	WH6G033DDA 27,609	WH6G033FDA 28,164	
		WH6G044DDA 32,965	WH6G044FDA 33,626	
		WH6G053DDA 35,643	WH6G053FDA 36,356	
	2	WH6G066DDA 42,900	WH6G066FDA 43,759	
		WH6G089DDA 55,073	WH6G089FDA 56,175	
		WH6G109DDA 65,659	WH6G109FDA 66,971	
	3	WH6G134DDA 72,803	WH6G134FDA 74,259	
		WH6G163DDA 95,402	WH6G163FDA 97,310	
4	WH6G199DDA 109,543	WH6G199FDA 111,732		
4 FPI	1	WH4G035DDA 31,646	WH4G035FDA 32,281	
		WH4G044DDA 34,216	WH4G044FDA 34,900	
	2	WH4G071DDA 52,872	WH4G071FDA 53,929	
		WH4G087DDA 63,030	WH4G087FDA 64,292	
	3	WH4G107DDA 69,888	WH4G107FDA 71,286	
		WH4G131DDA 91,584	WH4G131FDA 93,417	
	4	WH4G167DDA 105,160	WH4G167FDA 107,265	

**All Hot Gas Reverse Cycle Unit Coolers Require a TXV/LLSV/Check Valve or an EEV**

EC motors are rated for 50Hz operations. Dual speed EC motors are compliant with California Title 24 regulations. Dual speed motor operation employs a relay to control motor speed. • Hot Gas Defrost models feature an Electric Drain Pan Heater.



# WALK-IN UNIT COOLERS

## Heavy Duty



### Hot Gas Defrost // Reverse Cycle Configurable Base Models

#### DUAL SPEED EC MOTORS // HOT GAS DRAIN PAN HEATER

# of Fans	208-230/1/60		460/1/60	
	Model #	List Price (\$US)	Model #	List Price (\$US)
6 FPI	1	WH6L033DDA 28,025	WH6L033FDA 28,586	
		WH6L044DDA 33,460	WH6L044FDA 34,131	
		WH6L053DDA 36,181	WH6L053FDA 36,904	
	2	WH6L066DDA 43,545	WH6L066FDA 44,415	
		WH6L089DDA 55,902	WH6L089FDA 57,018	
		WH6L109DDA 66,642	WH6L109FDA 67,975	
	3	WH6L134DDA 73,894	WH6L134FDA 75,373	
		WH6L163DDA 96,833	WH6L163FDA 98,769	
4	WH6L199DDA 111,186	WH6L199FDA 113,408		
4 FPI	1	WH4L035DDA 32,122	WH4L035FDA 32,764	
		WH4L044DDA 34,731	WH4L044FDA 35,426	
	2	WH4L071DDA 53,666	WH4L071FDA 54,736	
		WH4L087DDA 63,976	WH4L087FDA 65,257	
	3	WH4L107DDA 70,939	WH4L107FDA 72,355	
		WH4L131DDA 92,959	WH4L131FDA 94,817	
	4	WH4L167DDA 106,739	WH4L167FDA 108,874	

**All Hot Gas Reverse Cycle Unit Coolers Require a TXV/LLSV/Check Valve or an EEV**

EC motors are rated for 50Hz operations. Dual speed EC motors are compliant with California Title 24 regulations. Dual speed motor operation employs a relay to control motor speed. • Hot Gas Defrost models feature an Electric Drain Pan Heater.

# WALK-IN UNIT COOLERS

## Heavy Duty



### Hot Gas Defrost // Reverse Cycle Configurable Options

# of Fans	FACTORY MOUNTED OPTIONS // LIST PRICE ADDER (\$US)					
	TXV, LLSV, and Check Valve <sup>1</sup>	EEV <sup>2</sup>	Mechanical Thermostat	Electronic Thermostat	Adjustable Defrost Control / Fan Delay Switch	Insulated Drain Pan
1	3,287	2,242	514	771	531	1,036
2	4,220	2,242	514	771	531	1,377
3	4,220	3,097	514	771	531	1,774
4	4,408	3,097	514	771	531	2,037

Shipped-Loose Accessories are found on page 54 • Alternative Cabinets (Painted or Stainless Steel) and Coil Coating (RussProof, Bronz-Glow & Electrofin) options are available. Contact Application Engineering, or a Sales Representative, if you are interested in these options.

- 1 If ordering a factory mounted TXV with a Hot Gas Defrost Reverse Cycle unit, a factory mounted LLSV and Check Valve must also be ordered.
- 2 Price Adder is for Electronic Expansion Valve (EEV) only. Controller not included and must be field supplied.

# WALK-IN UNIT COOLERS

## Heavy Duty



### Hot Gas Defrost // 3-Pipe Cycle Configurable Base Models

#### DUAL SPEED EC MOTORS // ELECTRIC DRAIN PAN HEATER

# of Fans	208-230/1/60		460/1/60			
	Model #	List Price (\$US)	Model #	List Price (\$US)		
6 FPI	1	WH6H033DDA	27,609	WH6H033FDA	28,164	
		WH6H044DDA	32,965	WH6H044FDA	33,626	
		WH6H053DDA	35,643	WH6H053FDA	36,356	
	2	WH6H066DDA	42,900	WH6H066FDA	43,759	
		WH6H089DDA	55,073	WH6H089FDA	56,175	
		WH6H109DDA	65,659	WH6H109FDA	66,971	
	3	WH6H134DDA	72,803	WH6H134FDA	74,259	
		WH6H163DDA	95,402	WH6H163FDA	97,310	
	4	WH6H199DDA	109,543	WH6H199FDA	111,732	
	4 FPI	1	WH4H035DDA	31,646	WH4H035FDA	32,281
			WH4H044DDA	34,216	WH4H044FDA	34,900
		2	WH4H071DDA	52,872	WH4H071FDA	53,929
WH4H087DDA			63,030	WH4H087FDA	64,292	
3		WH4H107DDA	69,888	WH4H107FDA	71,286	
		WH4H131DDA	91,584	WH4H131FDA	93,417	
4		WH4H167DDA	105,160	WH4H167FDA	107,265	

**All Hot Gas Defrost 3-Pipe Unit Coolers Require a TXV or an EEV**

EC motors are rated for 50Hz operations. Dual speed EC motors are compliant with California Title 24 regulations. Dual speed motor operation employs a relay to control motor speed. • Hot Gas Defrost models feature an Electric Drain Pan Heater.

# WALK-IN UNIT COOLERS

## Heavy Duty



### Hot Gas Defrost // 3-Pipe Cycle Configurable Base Models

#### DUAL SPEED EC MOTORS // HOT GAS DRAIN PAN HEATER

# of Fans	208-230/1/60		460/1/60	
	Model #	List Price (\$US)	Model #	List Price (\$US)
6 FPI	1	WH6K033DDA 28,025	WH6K033FDA 28,586	
		WH6K044DDA 33,460	WH6K044FDA 34,131	
		WH6K053DDA 36,181	WH6K053FDA 36,904	
	2	WH6K066DDA 43,545	WH6K066FDA 44,415	
		WH6K089DDA 55,902	WH6K089FDA 57,018	
		WH6K109DDA 66,642	WH6K109FDA 67,975	
	3	WH6K134DDA 73,894	WH6K134FDA 75,373	
		WH6K163DDA 96,833	WH6K163FDA 98,769	
4	WH6K199DDA 111,186	WH6K199FDA 113,408		
4 FPI	1	WH4K035DDA 32,122	WH4K035FDA 32,764	
		WH4K044DDA 34,731	WH4K044FDA 35,426	
	2	WH4K071DDA 53,666	WH4K071FDA 54,736	
		WH4K087DDA 63,976	WH4K087FDA 65,257	
	3	WH4K107DDA 70,939	WH4K107FDA 72,355	
		WH4K131DDA 92,959	WH4K131FDA 94,817	
	4	WH4K167DDA 106,739	WH4K167FDA 108,874	

**All Hot Gas Defrost 3-Pipe Unit Coolers Require a TXV or an EEV**

EC motors are rated for 50Hz operations. Dual speed EC motors are compliant with California Title 24 regulations. Dual speed motor operation employs a relay to control motor speed. • Hot Gas Defrost models feature an Electric Drain Pan Heater.

# WALK-IN UNIT COOLERS

## Heavy Duty



### Hot Gas Defrost // 3-Pipe Configurable Options

#### FACTORY MOUNTED OPTIONS // LIST PRICE ADDER (\$US)

# of Fans	TXV	EEV <sup>1</sup>	LLSV	Mechanical Thermostat	Electronic Thermostat	Adjustable Defrost Control / Fan Delay Switch	Insulated Drain Pan
1	1,312	2,242	1,004	514	771	531	1,067
2	2,000	2,242	1,249	514	771	531	1,419
3	2,000	3,097	1,249	514	771	531	1,827
4	2,000	3,097	1,436	514	771	531	2,099

Shipped-Loose Accessories are found on page 54 • Alternative Cabinets (Painted or Stainless Steel) and Coil Coating (RussProof, Bronz-Glow & Electrofin) options are available. Contact Application Engineering, or a Sales Representative, if you are interested in these options.

1 Price Adder is for Electronic Expansion Valve (EEV) only. Controller not included and must be field supplied.

# WALK-IN UNIT COOLERS // HEAVY DUTY

## Shipped Loose Accessories



### Controls & Thermostats

Option Name	Option Description	List Price (\$US)
EcoNet Command Center	EcoNet Command Center for EcoNet Enabled Unit Coolers	1,483
Mechanical Thermostat	Mechanical Thermostat: -30°F to + 100°F	484
Electronic Thermostat	Electronic Thermostat: -30°F to + 100°F	624

### Valves

Option Name	Range	List Price (\$US)
Electronic Expansion Valve (EEV)	1 to 15 Tons	1,730
	16 to 25 Tons	2,484
Thermostatic Expansion Valve (TXV)	1/4 to 3 Tons	567
	4 to 9 Tons	808
	10 to 30 Tons	1,420
Liquid Line Solenoid Valve (LLSV)	1/2 thru 3 HP	478
	4 thru 8 HP	535
	9 thru 10 HP	776
	12 thru 15 HP	953
	22 HP	1,216

### Heat Exchangers

Part #	Model #	Length (in)	Liquid Line (in)	Suction Line (in)	List Price (\$US)
HX-25	105065001	12	1/4	1/2	258
HX-50	105065003	13	3/8	5/8	302
HX-75	105065004	14	3/8	7/8	414
HX-100	105065005	14	3/8	1-1/8	528
HX-150	105065006	14	1/2	1-1/8	611
HX-250	105065007	14	5/8	1-3/8	843
HX-350	105065008	16	5/8	1-5/8	864
HX-500	105065009	17	7/8	2-1/8	1,371
LHX-15	105065010	30	7/8	2-1/8	3,763
LHX-20	105065011	30	1-1/8	2-1/8	4,025
LHX-25	105065012	30	1-1/8	2-5/8	4,311

# WALK-IN UNIT COOLERS

## Warehouse

Medium to Large Walk-Ins  
Cooler & Freezer Applications in boxes >3,000 sq. ft.



### Standard Features

- ▶ Rail-mount three-phase motors with standard or high-static pressure prop fan blades
- ▶ Enhanced copper tube and aluminum fin coil construction
- ▶ High efficiency deep draw venturi for optimal air flow
- ▶ Slide out end panels
- ▶ Easily removable fan guards and modular fan panels
- ▶ Hinged drain pan
- ▶ Face mounted defrost heaters for optimal performance and easy service access
- ▶ Embossed aluminum housing
- ▶ Available as single through four fan models

### Options

- ▶ EcoNet® Enabled Unit Cooler controller
- ▶ EcoNet Command Center
- ▶ Reverse connections
- ▶ Painted housing
- ▶ Coated Coil
- ▶ Suction/Liquid Heat Exchanger
- ▶ Insulated drain pan

## BTUH

Air Defrost 34,500 - 282,500	Electric Defrost 36,400 - 246,100	Hot Gas Defrost 36,400 - 246,100
---------------------------------	--------------------------------------	-------------------------------------

### Nomenclature

W	W	6	E	143	E	T	A
Brand	Style	Fins Per Inch	Defrost Type	Capacity	Voltage	Motor Type	Vintage
W - Witt	W - Warehouse Z - Reverse Connections	6 FPI 4 FPI	A - Air E - Electric H - Hot Gas 3-Pipe + Electric Drain Pan K - Hot Gas 3-Pipe + Hot Gas Drain Pan G - Hot Gas Reverse + Electric Drain Pan L - Hot Gas Reverse + Hot Gas Drain Pan	# x 1,000 = BTUH	E - 208-230/3/60 G - 460/3/60	T - 3 Phase H - 3 Phase + High-Static (Pressure Prop) Fan Blades	

DOE AWEF specifications do not apply to boxes over 3,000 square feet

# WALK-IN UNIT COOLERS

## Warehouse



### Air Defrost Configurable Base Models

THREE-PHASE MOTOR // STANDARD FAN // 6 FPI				
# of Fans	208-230/3/60		460/3/60	
	Model #	List Price (\$US)	Model #	List Price (\$US)
1	WW6A034ETA	18,186	WW6A034GTA	18,550
	WW6A047ETA	19,975	WW6A047GTA	20,374
	WW6A058ETA	20,934	WW6A058GTA	21,352
2	WW6A069ETA	23,329	WW6A069GTA	23,796
	WW6A094ETA	32,966	WW6A094GTA	33,626
	WW6A117ETA	36,995	WW6A117GTA	37,737
3	WW6A143ETA	39,492	WW6A143GTA	40,281
	WW6A176ETA	52,913	WW6A176GTA	53,973
4	WW6A190ETA	61,435	WW6A190GTA	62,666
	WW6A234ETA	68,346	WW6A234GTA	69,713

### Air Defrost Configurable Options

# of Fans	FACTORY MOUNTED OPTIONS // LIST PRICE ADDER (\$US)						
	TXV	EEV <sup>1</sup>	EcoNet Control Package <sup>2</sup>	LLSV	Mechanical Thermostat	Electronic Thermostat	Insulated Drain Pan
1	1,312	2,242	7,744	1,004	514	771	1,067
2	2,000	2,242	7,744	1,249	514	771	1,419
3	2,000	3,097	7,744	1,249	514	771	1,827
4	2,000	3,097	7,744	1,436	514	771	2,099

1 Price Adder is for Electronic Expansion Valve (EEV) only. Controller not included and must be field supplied.

2 EcoNet Control Package is not available in 50 Hz. • Warehouse Unit Coolers with EcoNet will also have a Thru-the-Door Disconnect

Shipped-Loose Accessories are found on page 68 • Alternative Cabinets (Painted or Stainless Steel) and Coil Coating (RussProof, Bronz-Glow & Electrofin) options are available. Contact Application Engineering, or a Sales Representative, if you are interested in these options.



# WALK-IN UNIT COOLERS

## Warehouse



### Electric Defrost Configurable Base Models

		THREE-PHASE MOTOR // STANDARD FAN			
# of Fans		208-230/3/60		460/3/60	
		Model #	List Price (\$US)	Model #	List Price (\$US)
6 FPI	1	WW6E036ETA	20,662	WW6E036GTA	21,071
		WW6E047ETA	24,667	WW6E047GTA	25,159
		WW6E059ETA	26,669	WW6E059GTA	27,203
	2	WW6E072ETA	36,112	WW6E072GTA	36,834
		WW6E096ETA	46,361	WW6E096GTA	47,287
		WW6E120ETA	55,269	WW6E120GTA	56,374
	3	WW6E143ETA	61,281	WW6E143GTA	62,509
		WW6E179ETA	83,797	WW6E179GTA	85,471
4	WW6E216ETA	96,216	WW6E216GTA	98,142	
4 FPI	1	WW4E038ETA	23,678	WW4E038GTA	24,152
		WW4E048ETA	25,602	WW4E048GTA	26,115
	2	WW4E077ETA	44,506	WW4E077GTA	45,396
		WW4E097ETA	53,058	WW4E097GTA	54,117
	3	WW4E115ETA	58,831	WW4E115GTA	60,008
		WW4E145ETA	80,445	WW4E145GTA	82,054
	4	WW4E182ETA	92,367	WW4E182GTA	94,215

### Electric Defrost Configurable Options

FACTORY MOUNTED OPTIONS // LIST PRICE ADDER (\$US)								
# of Fans	TXV	EEV <sup>1</sup>	EcoNet Control Package <sup>2</sup>	LLSV	Mechanical Thermostat	Electronic Thermostat	Adjustable Defrost Control / Fan Delay Switch	Insulated Drain Pan
1	1,312	2,242	7,744	1,004	514	771	531	1,067
2	2,000	2,242	7,744	1,249	514	771	531	1,419
3	2,000	3,097	7,744	1,249	514	771	531	1,827
4	2,000	3,097	7,744	1,436	514	771	531	2,099

Shipped-Loose Accessories are found on page 68 • Alternative Cabinets (Painted or Stainless Steel) and Coil Coating (RussProof, Bronz-Glow & Electrofin) options are available. Contact Application Engineering, or a Sales Representative, if you are interested in these options.

1 Price Adder is for Electronic Expansion Valve (EEV) only. Controller not included and must be field supplied.

2 EcoNet Control Package is not available in 50 Hz. • Warehouse Unit Coolers with EcoNet will also have a Thru-the-Door Disconnect

# WALK-IN UNIT COOLERS

## Warehouse



### Electric Defrost Configurable Base Models

THREE-PHASE MOTOR // HIGH-STATIC FAN

	# of Fans	208-230/3/60		460/3/60		
		Model #	List Price (\$US)	Model #	List Price (\$US)	
6 FPI	1	WW6E036EHA	22,932	WW6E036GHA	23,391	
		WW6E047EHA	27,379	WW6E047GHA	27,926	
		WW6E059EHA	29,605	WW6E059GHA	30,195	
	2	WW6E072EHA	40,085	WW6E072GHA	40,884	
		WW6E096EHA	51,460	WW6E096GHA	52,489	
		WW6E120EHA	61,348	WW6E120GHA	62,575	
	3	WW6E143EHA	68,022	WW6E143GHA	69,384	
		WW6E179EHA	93,012	WW6E179GHA	94,873	
	4	WW6E216EHA	106,801	WW6E216GHA	108,935	
	4 FPI	1	WW4E038EHA	26,282	WW4E038GHA	26,807
			WW4E048EHA	28,419	WW4E048GHA	28,987
		2	WW4E077EHA	49,403	WW4E077GHA	50,389
WW4E097EHA			58,894	WW4E097GHA	60,071	
3		WW4E115EHA	65,301	WW4E115GHA	66,607	
		WW4E145EHA	89,291	WW4E145GHA	91,079	
4		WW4E182EHA	102,527	WW4E182GHA	104,579	

### Electric Defrost Configurable Options

FACTORY MOUNTED OPTIONS // LIST PRICE ADDER (\$US)

# of Fans	TXV	EEV <sup>1</sup>	EcoNet Control Package <sup>2</sup>	LLSV	Mechanical Thermostat	Electronic Thermostat	Adjustable Defrost Control / Fan Delay Switch	Insulated Drain Pan
1	1,312	2,242	7,744	1,004	514	771	531	1,067
2	2,000	2,242	7,744	1,249	514	771	531	1,419
3	2,000	3,097	7,744	1,249	514	771	531	1,827
4	2,000	3,097	7,744	1,436	514	771	531	2,099

Shipped-Loose Accessories are found on page 68 • Alternative Cabinets (Painted or Stainless Steel) and Coil Coating (RussProof, Bronz-Glow & Electrofin) options are available. Contact Application Engineering, or a Sales Representative, if you are interested in these options.

1 Price Adder is for Electronic Expansion Valve (EEV) only. Controller not included and must be field supplied.

2 EcoNet Control Package is not available in 50 Hz. • Warehouse Unit Coolers with EcoNet will also have a Thru-the-Door Disconnect

# WALK-IN UNIT COOLERS

## Warehouse



### Hot Gas Defrost // Reverse Cycle Configurable Base Models

#### THREE-PHASE MOTOR // STANDARD FAN // ELECTRIC DRAIN PAN HEATER

# of Fans	208-230/3/60		460/3/60		
	Model #	List Price (\$US)	Model #	List Price (\$US)	
6 FPI	1	WW6G036ETA	20,454	WW6G036GTA	20,861
		WW6G047ETA	24,419	WW6G047GTA	24,908
		WW6G059ETA	26,401	WW6G059GTA	26,931
	2	WW6G072ETA	35,750	WW6G072GTA	36,466
		WW6G096ETA	45,895	WW6G096GTA	46,812
		WW6G120ETA	54,714	WW6G120GTA	55,810
3	WW6G143ETA	60,669	WW6G143GTA	61,882	
	WW6G179ETA	82,957	WW6G179GTA	84,619	
4	WW6G216ETA	95,253	WW6G216GTA	97,158	
4 FPI	1	WW4G038ETA	23,444	WW4G038GTA	23,913
		WW4G048ETA	25,347	WW4G048GTA	25,853
	2	WW4G077ETA	44,061	WW4G077GTA	44,942
		WW4G097ETA	52,527	WW4G097GTA	53,577
	3	WW4G115ETA	58,242	WW4G115GTA	59,407
		WW4G145ETA	79,640	WW4G145GTA	81,235
	4	WW4G182ETA	91,442	WW4G182GTA	93,271

**All Hot Gas Reverse Cycle Unit Coolers Require a TXV/LLSV/Check Valve or an EEV**

### Hot Gas Defrost // Reverse Cycle Configurable Options

#### FACTORY MOUNTED OPTIONS // LIST PRICE ADDER (\$US)

# of Fans	TXV, LLSV and Check Valve <sup>1</sup>	EEV <sup>2</sup>	Mechanical Thermostat	Electronic Thermostat	Adjustable Defrost Control / Fan Delay Switch	Insulated Drain Pan
1	3,287	2,242	514	771	531	1,036
2	4,220	2,242	514	771	531	1,377
3	4,220	3,097	514	771	531	1,774
4	4,408	3,097	514	771	531	2,037

Shipped-Loose Accessories are found on page 68 • Alternative Cabinets (Painted or Stainless Steel) and Coil Coating (RussProof, Bronz-Glow & Electrofin) options are available. Contact Application Engineering, or a Sales Representative, if you are interested in these options.

<sup>1</sup> If ordering a factory mounted TXV with a Hot Gas Defrost Reverse Cycle unit, a factory mounted LLSV and Check Valve must also be ordered.

<sup>2</sup> Price Adder is for Electronic Expansion Valve (EEV) only. Controller not included and must be field supplied.

# WALK-IN UNIT COOLERS

## Warehouse



### Hot Gas Defrost // Reverse Cycle Configurable Base Models

#### THREE-PHASE MOTOR // STANDARD FAN // HOT GAS DRAIN PAN HEATER

# of Fans	208-230/3/60		460/3/60		
	Model #	List Price (\$US)	Model #	List Price (\$US)	
6 FPI	1	WW6L036ETA	20,758	WW6L036GTA	21,174
		WW6L047ETA	24,782	WW6L047GTA	25,282
		WW6L059ETA	26,801	WW6L059GTA	27,335
	2	WW6L072ETA	36,288	WW6L072GTA	37,016
		WW6L096ETA	46,584	WW6L096GTA	47,517
		WW6L120ETA	55,537	WW6L120GTA	56,650
	3	WW6L143ETA	61,582	WW6L143GTA	62,813
		WW6L179ETA	84,206	WW6L179GTA	85,887
4	WW6L216ETA	96,683	WW6L216GTA	98,616	
4 FPI	1	WW4L038ETA	23,793	WW4L038GTA	24,270
		WW4L048ETA	25,723	WW4L048GTA	26,240
	2	WW4L077ETA	44,721	WW4L077GTA	45,616
		WW4L097ETA	53,316	WW4L097GTA	54,383
	3	WW4L115ETA	59,117	WW4L115GTA	60,299
		WW4L145ETA	80,835	WW4L145GTA	82,451
	4	WW4L182ETA	92,815	WW4L182GTA	94,671

**All Hot Gas Reverse Cycle Unit Coolers Require a TXV/LLSV/Check Valve or an EEV**

### Hot Gas Defrost // Reverse Cycle Configurable Options

#### FACTORY MOUNTED OPTIONS // LIST PRICE ADDER (\$US)

# of Fans	TXV, LLSV and Check Valve <sup>1</sup>	EEV <sup>2</sup>	Mechanical Thermostat	Electronic Thermostat	Adjustable Defrost Control / Fan Delay Switch	Insulated Drain Pan
1	3,287	2,242	514	771	531	1,036
2	4,220	2,242	514	771	531	1,377
3	4,220	3,097	514	771	531	1,774
4	4,408	3,097	514	771	531	2,037

Shipped-Loose Accessories are found on page 68 • Alternative Cabinets (Painted or Stainless Steel) and Coil Coating (RussProof, Bronz-Glow & Electrofin) options are available. Contact Application Engineering, or a Sales Representative, if you are interested in these options.

1 If ordering a factory mounted TXV with a Hot Gas Defrost Reverse Cycle unit, a factory mounted LLSV and Check Valve must also be ordered.

2 Price Adder is for Electronic Expansion Valve (EEV) only. Controller not included and must be field supplied.

# WALK-IN UNIT COOLERS

## Warehouse



### Hot Gas Defrost // Reverse Cycle Configurable Base Models

#### THREE-PHASE MOTOR // HIGH-STATIC FAN // ELECTRIC DRAIN PAN HEATER

	# of Fans	208-230/3/60		460/3/60		
		Model #	List Price (\$US)	Model #	List Price (\$US)	
6 FPI	1	WW6G036EHA	22,701	WW6G036GHA	23,155	
		WW6G047EHA	27,103	WW6G047GHA	27,647	
		WW6G059EHA	29,307	WW6G059GHA	29,891	
	2	WW6G072EHA	39,683	WW6G072GHA	40,477	
		WW6G096EHA	50,945	WW6G096GHA	51,963	
		WW6G120EHA	60,736	WW6G120GHA	61,950	
	3	WW6G143EHA	67,343	WW6G143GHA	68,691	
		WW6G179EHA	92,085	WW6G179GHA	93,928	
	4	WW6G216EHA	105,732	WW6G216GHA	107,845	
	4 FPI	1	WW4G038EHA	26,021	WW4G038GHA	26,541
			WW4G048EHA	28,134	WW4G048GHA	28,697
		2	WW4G077EHA	48,908	WW4G077GHA	49,886
WW4G097EHA			58,306	WW4G097GHA	59,472	
3		WW4G115EHA	64,650	WW4G115GHA	65,942	
		WW4G145EHA	88,401	WW4G145GHA	90,169	
4		WW4G182EHA	101,502	WW4G182GHA	103,532	

**All Hot Gas Reverse Cycle Unit Coolers Require a TXV/LLSV/Check Valve or an EEV**

### Hot Gas Defrost // Reverse Cycle Configurable Options

#### FACTORY MOUNTED OPTIONS // LIST PRICE ADDER (\$US)

# of Fans	TXV, LLSV and Check Valve <sup>1</sup>	EEV <sup>2</sup>	Mechanical Thermostat	Electronic Thermostat	Adjustable Defrost Control / Fan Delay Switch	Insulated Drain Pan
1	3,287	2,242	514	771	531	1,036
2	4,220	2,242	514	771	531	1,377
3	4,220	3,097	514	771	531	1,774
4	4,408	3,097	514	771	531	2,037

Shipped-Loose Accessories are found on page 68 • Alternative Cabinets (Painted or Stainless Steel) and Coil Coating (RussProof, Bronz-Glow & Electrofin) options are available. Contact Application Engineering, or a Sales Representative, if you are interested in these options.

1 If ordering a factory mounted TXV with a Hot Gas Defrost Reverse Cycle unit, a factory mounted LLSV and Check Valve must also be ordered.

2 Price Adder is for Electronic Expansion Valve (EEV) only. Controller not included and must be field supplied.

# WALK-IN UNIT COOLERS

## Warehouse



### Hot Gas Defrost // Reverse Cycle Configurable Base Models

#### THREE-PHASE MOTOR // HIGH-STATIC FAN // HOT GAS DRAIN PAN HEATER

	# of Fans	208-230/3/60		460/3/60		
		Model #	List Price (\$US)	Model #	List Price (\$US)	
6 FPI	1	WW6L036EHA	23,042	WW6L036GHA	23,504	
		WW6L047EHA	27,509	WW6L047GHA	28,063	
		WW6L059EHA	29,746	WW6L059GHA	30,341	
	2	WW6L072EHA	40,280	WW6L072GHA	41,085	
		WW6L096EHA	51,709	WW6L096GHA	52,740	
		WW6L120EHA	61,645	WW6L120GHA	62,879	
	3	WW6L143EHA	68,353	WW6L143GHA	69,723	
		WW6L179EHA	93,466	WW6L179GHA	95,336	
		WW6L216EHA	107,318	WW6L216GHA	109,465	
	4 FPI	1	WW4L038EHA	26,413	WW4L038GHA	26,942
			WW4L048EHA	28,555	WW4L048GHA	29,126
		2	WW4L077EHA	49,639	WW4L077GHA	50,636
WW4L097EHA			59,180	WW4L097GHA	60,364	
3		WW4L115EHA	65,618	WW4L115GHA	66,931	
		WW4L145EHA	89,726	WW4L145GHA	91,523	
4		WW4L182EHA	103,023	WW4L182GHA	105,087	

**All Hot Gas Reverse Cycle Unit Coolers Require a TXV/LLSV/Check Valve or an EEV**

### Hot Gas Defrost // Reverse Cycle Configurable Options

#### FACTORY MOUNTED OPTIONS // LIST PRICE ADDER (\$US)

# of Fans	TXV, LLSV and Check Valve <sup>1</sup>	EEV <sup>2</sup>	Mechanical Thermostat	Electronic Thermostat	Adjustable Defrost Control / Fan Delay Switch	Insulated Drain Pan
1	3,287	2,242	514	771	531	1,036
2	4,220	2,242	514	771	531	1,377
3	4,220	3,097	514	771	531	1,774
4	4,408	3,097	514	771	531	2,037

Shipped-Loose Accessories are found on page 68 • Alternative Cabinets (Painted or Stainless Steel) and Coil Coating (RussProof, Bronz-Glow & Electrofin) options are available. Contact Application Engineering, or a Sales Representative, if you are interested in these options.

1 If ordering a factory mounted TXV with a Hot Gas Defrost Reverse Cycle unit, a factory mounted LLSV and Check Valve must also be ordered.

2 Price Adder is for Electronic Expansion Valve (EEV) only. Controller not included and must be field supplied.

# WALK-IN UNIT COOLERS

## Warehouse



### Hot Gas Defrost // Reverse Cycle Configurable Base Models

#### THREE-PHASE MOTOR // HIGH-STATIC FAN // ELECTRIC DRAIN PAN HEATER

# of Fans	208-230/3/60		460/3/60		
	Model #	List Price (\$US)	Model #	List Price (\$US)	
6 FPI	1	WW6G036EHA	22,701	WW6G036GHA	23,155
		WW6G047EHA	27,103	WW6G047GHA	27,647
		WW6G059EHA	29,307	WW6G059GHA	29,891
	2	WW6G072EHA	39,683	WW6G072GHA	40,477
		WW6G096EHA	50,945	WW6G096GHA	51,963
		WW6G120EHA	60,736	WW6G120GHA	61,950
	3	WW6G143EHA	67,343	WW6G143GHA	68,691
		WW6G179EHA	92,085	WW6G179GHA	93,928
4	WW6G216EHA	105,732	WW6G216GHA	107,845	
4 FPI	1	WW4G038EHA	26,021	WW4G038GHA	26,541
		WW4G048EHA	28,134	WW4G048GHA	28,697
	2	WW4G077EHA	48,908	WW4G077GHA	49,886
		WW4G097EHA	58,306	WW4G097GHA	59,472
	3	WW4G115EHA	64,650	WW4G115GHA	65,942
		WW4G145EHA	88,401	WW4G145GHA	90,169
	4	WW4G182EHA	101,502	WW4G182GHA	103,532

**All Hot Gas Reverse Cycle Unit Coolers Require a TXV/LLSV/Check Valve or an EEV**

### Hot Gas Defrost // Reverse Cycle Configurable Options

#### FACTORY MOUNTED OPTIONS // LIST PRICE ADDER (\$US)

# of Fans	TXV, LLSV and Check Valve <sup>1</sup>	EEV <sup>2</sup>	Mechanical Thermostat	Electronic Thermostat	Adjustable Defrost Control / Fan Delay Switch	Insulated Drain Pan
1	3,287	2,242	514	771	531	1,036
2	4,220	2,242	514	771	531	1,377
3	4,220	3,097	514	771	531	1,774
4	4,408	3,097	514	771	531	2,037

Shipped-Loose Accessories are found on page 68 • Alternative Cabinets (Painted or Stainless Steel) and Coil Coating (RussProof, Bronz-Glow & Electrofin) options are available. Contact Application Engineering, or a Sales Representative, if you are interested in these options.

1 If ordering a factory mounted TXV with a Hot Gas Defrost Reverse Cycle unit, a factory mounted LLSV and Check Valve must also be ordered.

2 Price Adder is for Electronic Expansion Valve (EEV) only. Controller not included and must be field supplied.

# WALK-IN UNIT COOLERS

## Warehouse



### Hot Gas Defrost // 3-Pipe Configurable Base Models

THREE-PHASE MOTOR // STANDARD FAN // ELECTRIC DRAIN PAN HEATER

# of Fans	208-230/3/60		460/3/60			
	Model #	List Price (\$US)	Model #	List Price (\$US)		
6 FPI	1	WW6H036ETA	20,454	WW6H036GTA	20,861	
		WW6H047ETA	24,419	WW6H047GTA	24,908	
		WW6H059ETA	26,401	WW6H059GTA	26,931	
	2	WW6H072ETA	35,750	WW6H072GTA	36,466	
		WW6H096ETA	45,895	WW6H096GTA	46,812	
		WW6H120ETA	54,714	WW6H120GTA	55,810	
	3	WW6H143ETA	60,669	WW6H143GTA	61,882	
		WW6H179ETA	82,957	WW6H179GTA	84,619	
	4	WW6H216ETA	95,253	WW6H216GTA	97,158	
	4 FPI	1	WW4H038ETA	23,444	WW4H038GTA	23,913
			WW4H048ETA	25,347	WW4H048GTA	25,853
		2	WW4H077ETA	44,061	WW4H077GTA	44,942
WW4H097ETA			52,527	WW4H097GTA	53,577	
3		WW4H115ETA	58,242	WW4H115GTA	59,407	
		WW4H145ETA	79,640	WW4H145GTA	81,235	
4		WW4H182ETA	91,442	WW4H182GTA	93,271	

**All Hot Gas Defrost 3-Pipe Unit Coolers Require a TXV or an EEV**

### Hot Gas Defrost // 3-Pipe Configurable Options

# of Fans	FACTORY MOUNTED OPTIONS // LIST PRICE ADDER (\$US)						
	TXV	EEV <sup>1</sup>	LLSV	Mechanical Thermostat	Electronic Thermostat	Adjustable Defrost Control / Fan Delay Switch	Insulated Drain Pan
1	1,352	2,309	1,030	530	790	531	1,102
2	2,059	2,309	1,290	530	790	531	1,456
3	2,059	3,193	1,290	530	790	531	1,882
4	2,059	3,193	1,477	530	790	531	2,163

Shipped-Loose Accessories are found on page 68 • Alternative Cabinets (Painted or Stainless Steel) and Coil Coating (RussProof, Bronz-Glow & Electrofin) options are available. Contact Application Engineering, or a Sales Representative, if you are interested in these options.

<sup>1</sup> Price Adder is for Electronic Expansion Valve (EEV) only. Controller not included and must be field supplied.



# WALK-IN UNIT COOLERS

## Warehouse



### Hot Gas Defrost // 3-Pipe Configurable Base Models

THREE-PHASE MOTOR // STANDARD FAN // HOT GAS DRAIN PAN HEATER

# of Fans	208-230/3/60		460/3/60		
	Model #	List Price (\$US)	Model #	List Price (\$US)	
6 FPI	1	WW6K036ETA	20,758	WW6K036GTA	21,174
		WW6K047ETA	24,782	WW6K047GTA	25,282
		WW6K059ETA	26,801	WW6K059GTA	27,335
	2	WW6K072ETA	36,288	WW6K072GTA	37,016
		WW6K096ETA	46,584	WW6K096GTA	47,517
		WW6K120ETA	55,537	WW6K120GTA	56,650
	3	WW6K143ETA	61,582	WW6K143GTA	62,813
		WW6K179ETA	84,206	WW6K179GTA	85,887
4	WW6K216ETA	96,683	WW6K216GTA	98,616	
4 FPI	1	WW4K038ETA	23,793	WW4K038GTA	24,270
		WW4K048ETA	25,723	WW4K048GTA	26,240
	2	WW4K077ETA	44,721	WW4K077GTA	45,616
		WW4K097ETA	53,316	WW4K097GTA	54,383
	3	WW4K115ETA	59,117	WW4K115GTA	60,299
		WW4K145ETA	80,835	WW4K145GTA	82,451
	4	WW4K182ETA	92,815	WW4K182GTA	94,671

**All Hot Gas Defrost 3-Pipe Unit Coolers Require a TXV or an EEV**

### Hot Gas Defrost // 3-Pipe Configurable Options

FACTORY MOUNTED OPTIONS // LIST PRICE ADDER (\$US)

# of Fans	TXV	EEV <sup>1</sup>	LLSV	Mechanical Thermostat	Electronic Thermostat	Adjustable Defrost Control / Fan Delay Switch	Insulated Drain Pan
1	1,352	2,309	1,030	530	790	531	1,102
2	2,059	2,309	1,290	530	790	531	1,456
3	2,059	3,193	1,290	530	790	531	1,882
4	2,059	3,193	1,477	530	790	531	2,163

Shipped-Loose Accessories are found on page 68 • Alternative Cabinets (Painted or Stainless Steel) and Coil Coating (RussProof, Bronz-Glow & Electrofin) options are available. Contact Application Engineering, or a Sales Representative, if you are interested in these options.

<sup>1</sup> Price Adder is for Electronic Expansion Valve (EEV) only. Controller not included and must be field supplied.

# WALK-IN UNIT COOLERS

## Warehouse



### Hot Gas Defrost // 3-Pipe Configurable Base Models

THREE-PHASE MOTOR // HIGH-STATIC FAN // ELECTRIC DRAIN PAN HEATER

# of Fans	208-230/3/60		460/3/60			
	Model #	List Price (\$US)	Model #	List Price (\$US)		
6 FPI	1	WW6H036EHA	22,701	WW6H036GHA	23,155	
		WW6H047EHA	27,103	WW6H047GHA	27,647	
		WW6H059EHA	29,307	WW6H059GHA	29,891	
	2	WW6H072EHA	39,683	WW6H072GHA	40,477	
		WW6H096EHA	50,945	WW6H096GHA	51,963	
		WW6H120EHA	60,736	WW6H120GHA	61,950	
	3	WW6H143EHA	67,343	WW6H143GHA	68,691	
		WW6H179EHA	92,085	WW6H179GHA	93,928	
	4	WW6H216EHA	105,732	WW6H216GHA	107,845	
	4 FPI	1	WW4H038EHA	26,021	WW4H038GHA	26,541
			WW4H048EHA	28,134	WW4H048GHA	28,697
		2	WW4H077EHA	48,908	WW4H077GHA	49,886
WW4H097EHA			58,306	WW4H097GHA	59,472	
3		WW4H115EHA	64,650	WW4H115GHA	65,942	
		WW4H145EHA	88,401	WW4H145GHA	90,169	
4		WW4H182EHA	101,502	WW4H182GHA	103,532	

**All Hot Gas Defrost 3-Pipe Unit Coolers Require a TXV or an EEV**

### Hot Gas Defrost // 3-Pipe Configurable Options

FACTORY MOUNTED OPTIONS // LIST PRICE ADDER (\$US)

# of Fans	TXV	EEV <sup>1</sup>	LLSV	Mechanical Thermostat	Electronic Thermostat	Adjustable Defrost Control / Fan Delay Switch	Insulated Drain Pan
1	1,352	2,309	1,030	530	790	531	1,102
2	2,059	2,309	1,290	530	790	531	1,456
3	2,059	3,193	1,290	530	790	531	1,882
4	2,059	3,193	1,477	530	790	531	2,163

Shipped-Loose Accessories are found on page 68 • Alternative Cabinets (Painted or Stainless Steel) and Coil Coating (RussProof, Bronz-Glow & Electrofin) options are available. Contact Application Engineering, or a Sales Representative, if you are interested in these options.

1 Price Adder is for Electronic Expansion Valve (EEV) only. Controller not included and must be field supplied.

# WALK-IN UNIT COOLERS

## Warehouse



### Hot Gas Defrost // 3-Pipe Configurable Base Models

#### THREE-PHASE MOTOR // HIGH-STATIC FAN // HOT GAS DRAIN PAN HEATER

# of Fans	208-230/3/60		460/3/60		
	Model #	List Price (\$US)	Model #	List Price (\$US)	
6 FPI	1	WW6K036EHA	23,042	WW6K036GHA	23,504
		WW6K047EHA	27,509	WW6K047GHA	28,063
		WW6K059EHA	29,746	WW6K059GHA	30,341
	2	WW6K072EHA	40,280	WW6K072GHA	41,085
		WW6K096EHA	51,709	WW6K096GHA	52,740
		WW6K120EHA	61,645	WW6K120GHA	62,879
	3	WW6K143EHA	68,353	WW6K143GHA	69,723
		WW6K179EHA	93,466	WW6K179GHA	95,336
4	WW6K216EHA	107,318	WW6K216GHA	109,465	
4 FPI	1	WW4K038EHA	26,413	WW4K038GHA	26,942
		WW4K048EHA	28,555	WW4K048GHA	29,126
	2	WW4K077EHA	49,639	WW4K077GHA	50,636
		WW4K097EHA	59,180	WW4K097GHA	60,364
	3	WW4K115EHA	65,618	WW4K115GHA	66,931
		WW4K145EHA	89,726	WW4K145GHA	91,523
	4	WW4K182EHA	103,023	WW4K182GHA	105,087

**All Hot Gas Defrost 3-Pipe Unit Coolers Require a TXV or an EEV**

### Hot Gas Defrost // 3-Pipe Configurable Options

# of Fans	FACTORY MOUNTED OPTIONS // LIST PRICE ADDER (\$US)						
	TXV	EEV <sup>1</sup>	LLSV	Mechanical Thermostat	Electronic Thermostat	Adjustable Defrost Control / Fan Delay Switch	Insulated Drain Pan
1	1,352	2,309	1,030	530	790	531	1,102
2	2,059	2,309	1,290	530	790	531	1,456
3	2,059	3,193	1,290	530	790	531	1,882
4	2,059	3,193	1,477	530	790	531	2,163

Shipped-Loose Accessories are found on page 68 • Alternative Cabinets (Painted or Stainless Steel) and Coil Coating (RussProof, Bronz-Glow & Electrofin) options are available. Contact Application Engineering, or a Sales Representative, if you are interested in these options.

<sup>1</sup> Price Adder is for Electronic Expansion Valve (EEV) only. Controller not included and must be field supplied.

# WALK-IN UNIT COOLERS // WAREHOUSE

## Shipped Loose Accessories



### Controls & Thermostats

Option Name	Option Description	List Price (\$US)
EcoNet Command Center	EcoNet Command Center for EcoNet Enabled Unit Coolers	1,483
Mechanical Thermostat	Mechanical Thermostat: -30°F to + 100°F	484
Electronic Thermostat	Electronic Thermostat: -30°F to + 100°F	624

### Valves

Option Name	Range	List Price (\$US)
Electronic Expansion Valve (EEV)	1 to 15 Tons	1,730
	16 to 25 Tons	2,484
	1/4 to 3 Tons	567
Thermostatic Expansion Valve (TXV)	4 to 9 Tons	808
	10 to 30 Tons	1,420
	1/2 thru 3 HP	478
Liquid Line Solenoid Valve (LLSV)	4 thru 8 HP	535
	9 thru 10 HP	776
	12 thru 15 HP	953
	22 HP	1,216

### Heat Exchangers

Part #	Model #	Length (in)	Liquid Line (in)	Suction Line (in)	List Price (\$US)
HX-25	105065001	12	1/4	1/2	258
HX-50	105065003	13	3/8	5/8	302
HX-75	105065004	14	3/8	7/8	414
HX-100	105065005	14	3/8	1-1/8	528
HX-150	105065006	14	1/2	1-1/8	611
HX-250	105065007	14	5/8	1-3/8	843
HX-350	105065008	16	5/8	1-5/8	864
HX-500	105065009	17	7/8	2-1/8	1,371
LHX-15	105065010	30	7/8	2-1/8	3,763
LHX-20	105065011	30	1-1/8	2-1/8	4,025
LHX-25	105065012	30	1-1/8	2-5/8	4,311

# Air-Cooled Condensing Units

## MODELS



DOE AWEF values for specific models in a given application can be found in the Product Brochure on our website.

# AIR-COOLED CONDENSING UNITS

## Next-Gen MiniCon - 1/2-6 HP



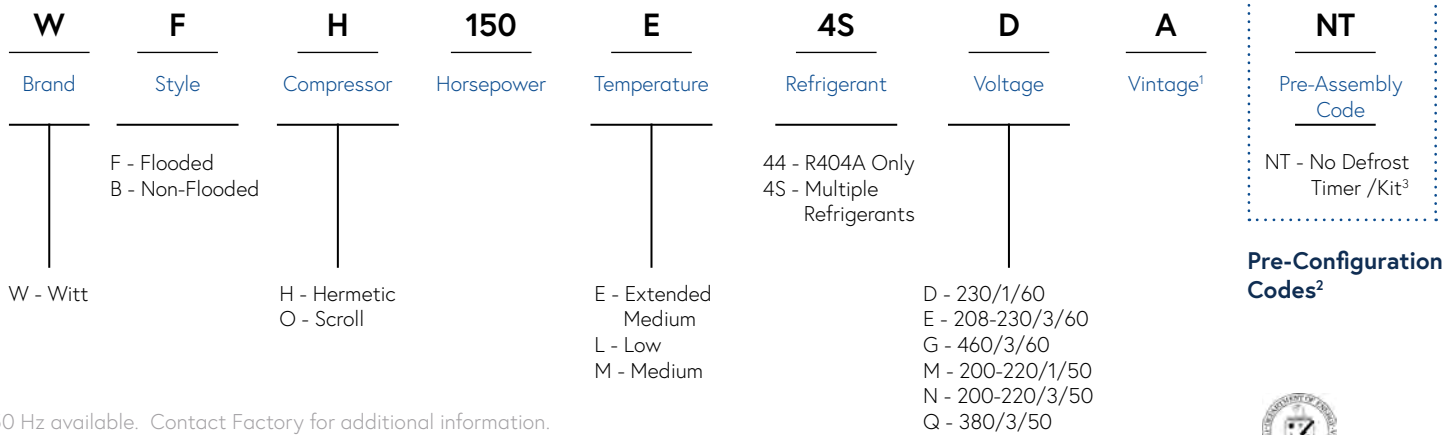
### Standard Features

- ▶ Hermetic or Scroll Compressors
- ▶ All-weather - Galvanized steel painted housing
- ▶ Generously sized high efficiency condenser, enhanced copper tubes/aluminum fins
- ▶ Integral Liquid Sub-cooling Circuit provides sub-cooled liquid to the expansion device
- ▶ Base mounted shut-off valves placed external to cabinet for easy access
- ▶ Liquid line kit with filter/drier and sight glass with moisture indicator
- ▶ Suction line piping
- ▶ Larger electrical panel with hinged/removable door
- ▶ Color coded point-to-point wiring
- ▶ Crankcase heater
- ▶ Refrigerant receiver with isolation valve and pressure relief plug
- ▶ "A" Vintage Units feature PSC Motors, "B" Vintage Units feature High Efficiency Motors
- ▶ Encapsulated high pressure (auto reset) and adjustable low pressure control
- ▶ Electronic defrost timer with defrost contactor/relay on low temperature standard models (2 evaps. maximum)
- ▶ Electronic air defrost timer (Medium temperature standard models only)
- ▶ Flooded models include flooded head pressure control
- ▶ Non-flooded models include mild ambient fan cycle control

### Options

- ▶ Suction Accumulator
- ▶ Oil separator (may not be available with mounted accumulator)
- ▶ Thru-the door fused disconnect for cabinet sizes FM2 through FM4
- ▶ External fused or non-fused disconnect loose or mounted
- ▶ Heated and insulated receiver
- ▶ Oversized receiver
- ▶ Adjustable high/low pressure control
- ▶ Hose option for adjustable pressure control

### Nomenclature



50 Hz available. Contact Factory for additional information.

- 1 A Vintage has standard PSC motor(s). B Vintage has standard High Efficiency motors.
- 2 Pre-Configuration Codes are used to show common Factory Mounted options and are not available for every model.
- 3 "NT" pre-configuration code is available on Flooded Models with 230/1/60 or 208-230/3/60 voltage.



DOE AWEF values for specific models in a given application can be found in the Product Brochure on our website.

# AIR-COOLED CONDENSING UNITS

## Next-Gen MiniCon - 1/2-6 HP



### Flooded // Hermetic Compressor // Configurable Base Models

Includes Flooded Head Pressure Control Valve, Liquid Line Kit with Filter/Drier, Sight Glass with Moisture Indicator and Defrost Provisions

	Cabinet Size	Nom. H.P.	Compressor Model #	208-230/1/60		4 Yr Compressor Protection Plan (Net Price Adder \$US)
				Model #	Standard Defrost Provision(s)	
EXTENDED MEDIUM TEMP	FM1	0.50	RST45C1E	WFH055E4SDB	Air Defrost Timer	11,727
		0.75	RST55C1E	WFH080E4SDB	Air Defrost Timer	11,826
	FM2	1.00	RST70C1E	WFH100E4SDB	Air Defrost Timer	13,157
		1.25	RST97C1E	WFH125E4SDB	Air Defrost Timer	13,780

### Non-Flooded // Hermetic Compressor // Configurable Base Models

Includes Liquid Line Kit with Filter/Drier, Sight Glass with Moisture Indicator and Defrost Provisions

	Cabinet Size	Nom. H.P.	Compressor Model #	208-230/1/60		4 Yr Compressor Protection Plan (Net Price Adder \$US)
				Model #	Standard Defrost Provision(s)	
EXTENDED MEDIUM TEMP	FM1	0.50	RST45C1E	WBH055E4SDB	Air Defrost Timer	10,987
		0.75	RST55C1E	WBH080E4SDB	Air Defrost Timer	11,131
	FM2	1.00	RST70C1E	WBH100E4SDB	Air Defrost Timer	12,338
		1.25	RST97C1E	WBH125E4SDB	Air Defrost Timer	12,940

### Flooded // Hermetic Compressor // No Defrost Provisions Pre-Configured Models

Includes Flooded Head Pressure Control Valve, Liquid Line Kit with Filter/Drier, Sight Glass with Moisture Indicator and No Defrost Provisions

	Cabinet Size	Nom. H.P.	Compressor Model #	208-230/1/60		4 Yr Compressor Protection Plan (Net Price Adder \$US)
				Model #	List Price (\$US)	
EXTENDED MEDIUM TEMP	FM1	0.50	RST45C1E	WFH055E4SDBNT	10,909	205
		0.75	RST55C1E	WFH080E4SDBNT	11,008	205
	FM2	1.00	RST70C1E	WFH100E4SDBNT	12,339	225
		1.25	RST97C1E	WFH125E4SDBNT	12,962	225

- Factory Mounted Options are found on pages 81-82 & Shipped-Loose Accessories are found on page 82.
- An Electric Defrost Kit must be ordered in lieu of the standard Air Defrost Timer when Extended Range Medium Temperature models are used for low temperature applications.

# AIR-COOLED CONDENSING UNITS

## Next-Gen MiniCon - 1/2-6 HP



### Flooded // Hermetic Compressor // Configurable Base Models

Includes Flooded Head Pressure Control Valve, Liquid Line Kit with Filter/Drier, Sight Glass with Moisture Indicator and Defrost Provisions

	Cabinet Size	Nom. H.P.	Compressor Model #	208-230/3/60		4 Yr Compressor Protection Plan (Net Price Adder \$US)
				Model #	Standard Defrost Provision(s)	
EXT. MED TEMP	FM1	1.00	RST70C1E	WFH100E4SEB	Air Defrost Timer	13,009
	FM2	1.25	RST97C1E	WFH125E4SEB	Air Defrost Timer	13,625

### Non-Flooded // Hermetic Compressor // Configurable Base Models

Includes Liquid Line Kit with Filter/Drier, Sight Glass with Moisture Indicator and Defrost Provisions

	Cabinet Size	Nom. H.P.	Compressor Model #	208-230/3/60		4 Yr Compressor Protection Plan (Net Price Adder \$US)
				Model #	Standard Defrost Provision(s)	
EXT. MED TEMP	FM1	1.00	RST70C1E	WBH100E4SEB	Air Defrost Timer	12,186
	FM2	1.25	RST97C1E	WBH125E4SEB	Air Defrost Timer	12,817

### Flooded // Hermetic Compressor // No Defrost Provisions Pre-Configured Models

Includes Flooded Head Pressure Control Valve, Liquid Line Kit with Filter/Drier, Sight Glass with Moisture Indicator and No Defrost Provisions

	Cabinet Size	Nom. H.P.	Compressor Model #	208-230/3/60		4 Yr Compressor Protection Plan (Net Price Adder \$US)
				Model #	List Price (\$US)	
EXT. MED TEMP	FM1	1.00	RST70C1E	WFH100E4SEBNT	12,191	205
	FM2	1.25	RST97C1E	WFH125E4SEBNT	12,807	225

- Factory Mounted Options are found on pages 81-82 & Shipped-Loose Accessories are found on page 82.
- An Electric Defrost Kit must be ordered in lieu of the standard Air Defrost Timer when Extended Range Medium Temperature models are used for low temperature applications.



# AIR-COOLED CONDENSING UNITS

## Next-Gen MiniCon - 1/2-6 HP



### Flooded // Scroll Compressor // Configurable Base Models

Includes Flooded Head Pressure Control Valve, Liquid Line Kit with Filter/Drier, Sight Glass with Moisture Indicator and Defrost Provisions

	Cabinet Size	Nom. H.P.	Compressor Model #	208-230/1/60			EC Motor List Price Adder (\$US)	4 Yr Compressor Protection Plan (Net Price Adder \$US)	
				Model #	Standard Defrost Provision(s)	List Price (\$US)			
MED TEMP	FM1	0.5	ZB06KAE	WFO060M4SDA	Air Defrost Timer	12,210	413	381	
		0.75	ZB07KAE	WFO080M4SDA	Air Defrost Timer	12,893	413	381	
		1.0	ZB08KAE	WFO100M4SDA	Air Defrost Timer	13,134	413	381	
EXTENDED MEDIUM TEMPERATURE	FM2	1.0	ZS09KAE	WFO130E4SDA	Air Defrost Timer	13,906	413	381	
		1.25	ZS11KAE	WFO150E4SDA	Air Defrost Timer	13,999	826	381	
	FM3	1.5	ZS13KAE	WFO180E4SDA	Air Defrost Timer	15,487	826	381	
		2.0	ZS15KAE	WFO200E4SDA	Air Defrost Timer	15,502	826	381	
	FM4	2.5	ZS19KAE	WFO250E4SDA	Air Defrost Timer	15,797	826	381	
		2.8	ZS20KAE	WFO280E4SDA	Air Defrost Timer	16,678	826	500	
		3.0	ZS21KAE	WFO300E4SDA	Air Defrost Timer	16,906	826	500	
		3.5	ZS26KAE	WFO350E4SDA	Air Defrost Timer	18,570	826	500	
		4.0	ZS29KAE	WFO400E4SDA	Air Defrost Timer	18,825	826	518	
		4.5	ZS33KAE	WFO450E4SDA	Air Defrost Timer	20,314	826	518	
	LOW TEMPERATURE	FM1	5.0	ZS38K4E	WFO500E4SDA	Air Defrost Timer	21,254	826	536
			1.0	ZF03KAE	WFO100L4SDA	ED-5	14,073	413	381
1.3			ZF04KAE	WFO130L4SDA	ED-5	14,685	413	381	
FM2		1.5	ZF05KAE	WFO160L4SDA	ED-5	15,344	413	381	
		2.3	ZF07K4E	WFO230L4SDA	ED-7	16,280	826	381	
FM3		2.5	ZF08K4E	WFO250L4SDA	ED-7	17,581	826	381	
		3.0	ZF09K4E	WFO300L4SDA	ED-7	18,210	826	500	
		3.5	ZF11K4E	WFO350L4SDA	ED-10	20,119	826	500	
FM4	4.0	ZF13K4E	WFO400L4SDB	ED-10	22,669	-	518		
	5.0	ZF15K4E	WFO500L4SDB	ED-10	23,425	-	536		

- Factory Mounted Options are found on pages 81-82 & Shipped-Loose Accessories are found on page 82
- An Electric Defrost Kit must be ordered in lieu of the standard Air Defrost Timer when Extended Range Medium Temperature models are used for low temperature applications.
- "-" Not Available

# AIR-COOLED CONDENSING UNITS

## Next-Gen MiniCon - 1/2-6 HP



### Non-Flooded // Scroll Compressor // Configurable Base Models

Includes Liquid Line Kit with Filter/Drier, Sight Glass with Moisture Indicator and Defrost Provisions

	Cabinet Size	Nom. H.P.	Compressor Model #	208-230/1/60			EC Motor List Price Adder (\$US)	4 Yr Compressor Protection Plan (Net Price Adder \$US)
				Model #	Standard Defrost Provision(s)	List Price (\$US)		
MED TEMP	FM1	0.5	ZB06KAE	WBO060M4SDB	Air Defrost Timer	11,602	-	381
		0.75	ZB07KAE	WBO080M4SDB	Air Defrost Timer	12,286	-	381
		1.0	ZB08KAE	WBO100M4SDB	Air Defrost Timer	12,521	-	381
EXTENDED MEDIUM TEMPERATURE	FM2	1.0	ZS09KAE	WBO130E4SDB	Air Defrost Timer	13,220	-	381
		1.25	ZS11KAE	WBO150E4SDA	Air Defrost Timer	13,323	826	381
		1.5	ZS13KAE	WBO180E4SDA	Air Defrost Timer	14,502	826	381
	FM3	2.0	ZS15KAE	WBO200E4SDA	Air Defrost Timer	14,761	826	381
		2.5	ZS19KAE	WBO250E4SDA	Air Defrost Timer	15,046	826	381
		2.8	ZS20KAE	WBO280E4SDB	Air Defrost Timer	15,974	-	500
	FM4	3.0	ZS21KAE	WBO300E4SDB	Air Defrost Timer	16,277	-	500
		3.5	ZS26KAE	WBO350E4SDB	Air Defrost Timer	17,830	-	500
		4.0	ZS29KAE	WBO400E4SDB	Air Defrost Timer	18,105	-	518
		4.5	ZS33KAE	WBO450E4SDB	Air Defrost Timer	19,629	-	518
		5.0	ZS38K4E	WBO500E4SDB	Air Defrost Timer	20,621	-	536
	LOW TEMPERATURE	FM1	1.0	ZF03KAE	WBO100L4SDB	ED-5	13,311	-
1.3			ZF04KAE	WBO130L4SDB	ED-5	13,974	-	381
1.5			ZF05KAE	WBO160L4SDB	ED-5	14,668	-	381
FM2		2.3	ZF07K4E	WBO230L4SDA	ED-7	15,643	826	381
		2.5	ZF08K4E	WBO250L4SDA	ED-7	16,971	826	381
FM3		3.0	ZF09K4E	WBO300L4SDA	ED-7	18,006	826	500
		3.5	ZF11K4E	WBO350L4SDA	ED-10	19,449	826	500
FM4		4.0	ZF13K4E	WBO400L4SDB	ED-10	22,059	-	518
		5.0	ZF15K4E	WBO500L4SDB	ED-10	22,712	-	536

- Factory Mounted Options are found on pages 81-82 & Shipped-Loose Accessories are found on page 82.
- An Electric Defrost Kit must be ordered in lieu of the standard Air Defrost Timer when Extended Range Medium Temperature models are used for low temperature applications.
- "-" Not Available

# AIR-COOLED CONDENSING UNITS

## Next-Gen MiniCon - 1/2-6 HP



### Flooded // Scroll Compressor // No Defrost Provisions Pre-Configured Models

*Includes Flooded Head Pressure Control Valve, Liquid Line Kit with Filter/Drier, Sight Glass with Moisture Indicator and No Defrost Provisions*

	Cabinet Size	Nom. H.P.	Compressor Model #	208-230/1/60		4 Yr Compressor Protection Plan (Net Price Adder \$US)
				Model #	List Price (\$US)	
MED TEMP	FM1	0.5	ZB06KAE	WFO060M4SDANT	11,392	381
		0.75	ZB07KAE	WFO080M4SDANT	12,075	381
		1.0	ZB08KAE	WFO100M4SDANT	12,316	381
EXTENDED MEDIUM TEMPERATURE	FM2	1.0	ZS09KAE	WFO130E4SDANT	13,088	381
		1.25	ZS11KAE	WFO150E4SDANT	13,181	381
		1.5	ZS13KAE	WFO180E4SDANT	14,669	381
	FM3	2.0	ZS15KAE	WFO200E4SDANT	14,684	381
		2.5	ZS19KAE	WFO250E4SDANT	14,979	381
		2.8	ZS20KAE	WFO280E4SDANT	15,860	500
	FM4	3.0	ZS21KAE	WFO300E4SDANT	16,088	500
		3.5	ZS26KAE	WFO350E4SDANT	17,752	500
		4.0	ZS29KAE	WFO400E4SDANT	18,007	518
		4.5	ZS33KAE	WFO450E4SDANT	19,496	518
		5.0	ZS38K4E	WFO500E4SDANT	20,436	536
	LOW TEMPERATURE	FM1	1.0	ZF03KAE	WFO100L4SDANT	13,087
1.3			ZF04KAE	WFO130L4SDANT	13,699	381
1.5			ZF05KAE	WFO160L4SDANT	14,358	381
FM2		2.3	ZF07K4E	WFO230L4SDANT	15,294	381
FM3		2.5	ZF08K4E	WFO250L4SDANT	16,595	381
		3.0	ZF09K4E	WFO300L4SDANT	17,224	500
		3.5	ZF11K4E	WFO350L4SDANT	19,133	500
FM4		4.0	ZF13K4E	WFO400L4SDBNT	21,683	518
		5.0	ZF15K4E	WFO500L4SDBNT	22,439	536

- Factory Mounted Options are found on pages 81-82 & Shipped-Loose Accessories are found on page 82.
- An Electric Defrost Kit must be ordered in lieu of the standard Air Defrost Timer when Extended Range Medium Temperature models are used for low temperature applications.

# AIR-COOLED CONDENSING UNITS

## Next-Gen MiniCon - 1/2-6 HP



### Flooded // Scroll Compressor // Configurable Base Models

Includes Flooded Head Pressure Control Valve, Liquid Line Kit with Filter/Drier, Sight Glass with Moisture Indicator and Defrost Provisions

	Cabinet Size	Nom. H.P.	Compressor Model #	208-230/3/60			EC Motor List Price Adder (\$US)	4 Yr Compressor Protection Plan (Net Price Adder \$US)	
				Model #	Standard Defrost Provision(s)	List Price (\$US)			
MED TEMP	FM1	0.5	ZB06KAE	WFO060M4SEA	Air Defrost Timer	12,355	413	381	
		0.75	ZB07KAE	WFO080M4SEA	Air Defrost Timer	13,233	413	381	
		1.0	ZB08KAE	WFO100M4SEA	Air Defrost Timer	13,389	413	381	
EXTENDED MEDIUM TEMPERATURE.	FM2	1.0	ZS09KAE	WFO130E4SEA	Air Defrost Timer	13,865	413	381	
		1.25	ZS11KAE	WFO150E4SEA	Air Defrost Timer	14,094	826	381	
		1.5	ZS13KAE	WFO180E4SEA	Air Defrost Timer	15,231	826	381	
	FM3	2.0	ZS15KAE	WFO200E4SEA	Air Defrost Timer	15,609	826	381	
		2.5	ZS19KAE	WFO250E4SEA	Air Defrost Timer	16,001	826	381	
		2.8	ZS20KAE	WFO280E4SEA	Air Defrost Timer	16,932	826	500	
	FM4	3.0	ZS21KAE	WFO300E4SEA	Air Defrost Timer	17,200	826	500	
		3.5	ZS26KAE	WFO350E4SEA	Air Defrost Timer	18,862	826	500	
		4.0	ZS29KAE	WFO400E4SEA	Air Defrost Timer	19,387	826	518	
		4.5	ZS33KAE	WFO450E4SEA	Air Defrost Timer	19,912	826	518	
		5.0	ZS38K4E	WFO500E4SEA	Air Defrost Timer	21,490	826	536	
		6.0	ZS45K4E	WFO600E4SEA	Air Defrost Timer	23,845	826	536	
	LOW TEMPERATURE	FM1	1.0	ZF03KAE	WFO100L4SEA	ED-5	14,260	413	381
			1.3	ZF04KAE	WFO130L4SEA	ED-5	14,883	413	381
			1.5	ZF05KAE	WFO160L4SEA	ED-5	15,551	413	381
FM2		2.3	ZF07K4E	WFO230L4SEA	ED-5	16,502	826	381	
		2.5	ZF08K4E	WFO250L4SEA	ED-6	17,895	826	381	
FM3		3.0	ZF09K4E	WFO300L4SEA	ED-6	18,548	826	500	
		3.5	ZF11K4E	WFO350L4SEA	ED-7	20,347	826	500	
		4.0	ZF13K4E	WFO400L4SEB	ED-7	22,897	-	518	
FM4		5.0	ZF15K4E	WFO500L4SEB	ED-11	23,552	-	536	
	6.0	ZF18K4E	WFO600L4SEB	ED-11	24,919	-	536		

- Factory Mounted Options are found on pages 81-82 & Shipped-Loose Accessories are found on page 82.
- An Electric Defrost Kit must be ordered in lieu of the standard Air Defrost Timer when Extended Range Medium Temperature models are used for low temperature applications.
- "-" Not Available

# AIR-COOLED CONDENSING UNITS

## Next-Gen MiniCon - 1/2-6 HP



**Non-Flooded // Scroll Compressor // Configurable Base Models**  
*Includes Liquid Line Kit with Filter/Drier, Sight Glass with Moisture Indicator and Defrost Provisions*

	Cabinet Size	Nom. H.P.	Compressor Model #	208-230/3/60			EC Motor List Price Adder (\$US)	4 Yr Compressor Protection Plan (Net Price Adder \$US)	
				Model #	Standard Defrost Provision(s)	List Price (\$US)			
MED TEMP	FM1	0.5	ZB06KAE	WBO060M4SEB	Air Defrost Timer	11,741	-	381	
		0.75	ZB07KAE	WBO080M4SEB	Air Defrost Timer	12,624	-	381	
		1	ZB08KAE	WBO100M4SEB	Air Defrost Timer	12,781	-	381	
EXTENDED MEDIUM TEMPERATURE.	FM2	1	ZS09KAE	WBO130E4SEB	Air Defrost Timer	13,238	-	381	
		1.25	ZS11KAE	WBO150E4SEA	Air Defrost Timer	13,461	826	381	
	FM3	1.5	ZS13KAE	WBO180E4SEA	Air Defrost Timer	14,455	826	381	
		2	ZS15KAE	WBO200E4SEA	Air Defrost Timer	14,863	826	381	
	FM4	2.5	ZS19KAE	WBO250E4SEA	Air Defrost Timer	15,269	826	381	
		3	ZS21KAE	WBO300E4SEB	Air Defrost Timer	16,552	-	500	
		3.5	ZS26KAE	WBO350E4SEB	Air Defrost Timer	18,128	-	500	
		4	ZS29KAE	WBO400E4SEB	Air Defrost Timer	18,665	-	518	
		4.5	ZS33KAE	WBO450E4SEB	Air Defrost Timer	19,203	-	518	
		5	ZS38K4E	WBO500E4SEB	Air Defrost Timer	20,861	-	536	
	LOW TEMPERATURE	FM1	6	ZS45K4E	WBO600E4SEB	Air Defrost Timer	23,022	-	536
			1	ZF03KAE	WBO100L4SEB	ED-5	13,316	-	381
1.3			ZF04KAE	WBO130L4SEB	ED-5	14,045	-	381	
FM2		1.5	ZF05KAE	WBO160L4SEB	ED-5	14,790	-	381	
		2.3	ZF07K4E	WBO230L4SEA	ED-5	15,857	826	381	
FM3		2.5	ZF08K4E	WBO250L4SEA	ED-6	17,288	826	381	
		3	ZF09K4E	WBO300L4SEA	ED-6	17,939	826	500	
		3.5	ZF11K4E	WBO350L4SEA	ED-7	19,737	826	500	
FM4	4	ZF13K4E	WBO400L4SEB	ED-7	22,288	-	518		
	5	ZF15K4E	WBO500L4SEB	ED-11	22,942	-	536		
	6	ZF18K4E	WBO600L4SEB	ED-11	24,312	-	536		

- Factory Mounted Options are found on pages 81-82 & Shipped-Loose Accessories are found on page 82.
- An Electric Defrost Kit must be ordered in lieu of the standard Air Defrost Timer when Extended Range Medium Temperature models are used for low temperature applications.
- "-" Not Available

# AIR-COOLED CONDENSING UNITS

## Next-Gen MiniCon - 1/2-6 HP



### Flooded // Scroll Compressor // No Defrost Provisions Pre-Configured Models

*Includes Flooded Head Pressure Control Valve, Liquid Line Kit with Filter/Drier, Sight Glass with Moisture Indicator and No Defrost Provisions*

	Cabinet Size	Nom. H.P.	Compressor Model #	208-230/3/60		4 Yr Compressor Protection Plan (Net Price Adder \$US)	
				Model #	List Price (\$US)		
MED TEMP	FM1	0.5	ZB06KAE	WFO060M4SEANT	11,537	381	
		0.75	ZB07KAE	WFO080M4SEANT	12,415	381	
		1	ZB08KAE	WFO100M4SEANT	12,571	381	
EXTENDED MEDIUM TEMPERATURE.	FM2	1	ZS09KAE	WFO130E4SEANT	13,047	381	
		1.25	ZS11KAE	WFO150E4SEANT	13,276	381	
	FM3	1.5	ZS13KAE	WFO180E4SEANT	14,413	381	
		2	ZS15KAE	WFO200E4SEANT	14,791	381	
	FM4	2.5	ZS19KAE	WFO250E4SEANT	15,183	381	
		3	ZS21KAE	WFO300E4SEANT	16,382	500	
		3.5	ZS26KAE	WFO350E4SEANT	18,044	500	
		4	ZS29KAE	WFO400E4SEANT	18,569	518	
		4.5	ZS33KAE	WFO450E4SEANT	19,094	518	
		5	ZS38K4E	WFO500E4SEANT	20,672	536	
	LOW TEMPERATURE	FM1	6	ZS45K4E	WFO600E4SEANT	23,027	536
			1	ZF03KAE	WFO100L4SEANT	13,274	381
1.3			ZF04KAE	WFO130L4SEANT	13,897	381	
FM2		1.5	ZF05KAE	WFO160L4SEANT	14,565	381	
		2.3	ZF07K4E	WFO230L4SEANT	15,516	381	
FM3		2.5	ZF08K4E	WFO250L4SEANT	16,909	381	
		3	ZF09K4E	WFO300L4SEANT	17,562	500	
		3.5	ZF11K4E	WFO350L4SEANT	19,361	500	
FM4		4	ZF13K4E	WFO400L4SEBNT	21,911	518	
	5	ZF15K4E	WFO500L4SEBNT	22,566	536		
	6	ZF18K4E	WFO600L4SEBNT	23,933	536		

- Factory Mounted Options are found on pages 81-82 & Shipped-Loose Accessories are found on page 82.
- An Electric Defrost Kit must be ordered in lieu of the standard Air Defrost Timer when Extended Range Medium Temperature models are used for low temperature applications.

# AIR-COOLED CONDENSING UNITS

## Next-Gen MiniCon - 1/2-6 HP



### Flooded - Scroll Compressor // Configurable Base Models

*Includes Flooded Head Pressure Control Valve, Liquid Line Kit with Filter/Drier, Sight Glass with Moisture Indicator and Defrost Provisions*

	Cabinet Size	Nom. H.P.	Compressor Model #	460/3/60			4 Yr Compressor Protection Plan (Net Price Adder \$US)
				Model #	Standard Defrost Provision(s)	List Price (\$US)	
EXTENDED MEDIUM TEMPERATURE	FM2	1.25	ZS11KAE	WFO150E4SGA	Air Defrost Timer	15,633	381
		1.5	ZS13KAE	WFO180E4SGA	Air Defrost Timer	16,384	381
	FM3	2.0	ZS15KAE	WFO200E4SGA	Air Defrost Timer	16,569	381
		2.5	ZS19KAE	WFO250E4SGA	Air Defrost Timer	16,803	381
	FM4	2.8	ZS20KAE	WFO280E4SGA	Air Defrost Timer	17,709	500
		3.0	ZS21KAE	WFO300E4SGA	Air Defrost Timer	17,920	500
		3.5	ZS26KAE	WFO350E4SGA	Air Defrost Timer	19,532	500
		4.0	ZS29KAE	WFO400E4SGA	Air Defrost Timer	20,301	518
		4.5	ZS33KAE	WFO450E4SGA	Air Defrost Timer	21,916	518
		5.0	ZS38K4E	WFO500E4SGA	Air Defrost Timer	22,155	536
LOW TEMPERATURE	FM2	6.0	ZS45K4E	WFO600E4SGA	Air Defrost Timer	24,518	536
		2.3	ZF07K4E	WFO230L4SGA	ED-17	17,899	381
	FM3	2.5	ZF08K4E	WFO250L4SGA	ED-17	19,295	381
		3.0	ZF09K4E	WFO300L4SGA	ED-17	19,625	500
		3.5	ZF11K4E	WFO350L4SGA	ED-17	21,015	500
	FM4	4.0	ZF13K4E	WFO400L4SGB	ED-17	23,219	518
		5.0	ZF15K4E	WFO500L4SGB	ED-17	23,940	536
		6.0	ZF18K4E	WFO600L4SGB	ED-17	25,320	536

- Factory Mounted Options are found on pages 81-82 & Shipped-Loose Accessories are found on page 82.
- An Electric Defrost Kit must be ordered in lieu of the standard Air Defrost Timer when Extended Range Medium Temperature models are used for low temperature applications.

# AIR-COOLED CONDENSING UNITS

## Next-Gen MiniCon - 1/2-6 HP



### Non-Flooded // Scroll Compressor // Configurable Base Models

*Includes Liquid Line Kit with Filter/Drier, Sight Glass with Moisture Indicator and Defrost Provisions*

	Cabinet Size	Nom. H.P.	Compressor Model #	460/3/60			4 Yr Compressor Protection Plan (Net Price Adder \$US)
				Model #	Standard Defrost Provision(s)	List Price (\$US)	
EXTENDED MEDIUM TEMPERATURE	FM2	1.25	ZS11KAE	WBO150E4SGA	Air Defrost Timer	14,999	381
		1.5	ZS13KAE	WBO180E4SGA	Air Defrost Timer	15,682	381
	FM3	2.0	ZS15KAE	WBO200E4SGA	Air Defrost Timer	15,866	381
		2.5	ZS19KAE	WBO250E4SGA	Air Defrost Timer	16,101	381
	FM4	2.8	ZS20KAE	WBO280E4SGB	Air Defrost Timer	17,039	500
		3.0	ZS21KAE	WBO300E4SGB	Air Defrost Timer	17,311	500
		3.5	ZS26KAE	WBO350E4SGB	Air Defrost Timer	18,823	500
		4.0	ZS29KAE	WBO400E4SGB	Air Defrost Timer	19,646	518
		4.5	ZS33KAE	WBO450E4SGB	Air Defrost Timer	21,052	518
		5.0	ZS38K4E	WBO500E4SGB	Air Defrost Timer	21,482	536
LOW TEMPERATURE	FM2	6.0	ZS45K4E	WBO600E4SGB	Air Defrost Timer	23,808	536
		2.3	ZF07K4E	WBO230L4SGA	ED-17	16,899	381
	FM3	2.5	ZF08K4E	WBO250L4SGA	ED-17	18,331	381
		3.0	ZF09K4E	WBO300L4SGA	ED-17	18,930	500
	FM4	3.5	ZF11K4E	WBO350L4SGA	ED-17	20,407	500
		4.0	ZF13K4E	WBO400L4SGB	ED-17	22,612	518
		5.0	ZF15K4E	WBO500L4SGB	ED-17	23,330	536
		6.0	ZF18K4E	WBO600L4SGB	ED-17	24,711	536

- Factory Mounted Options are found on pages 81-82 & Shipped-Loose Accessories are found on page 82.
- An Electric Defrost Kit must be ordered in lieu of the standard Air Defrost Timer when Extended Range Medium Temperature models are used for low temperature applications.



# AIR-COOLED CONDENSING UNITS

## Next-Gen MiniCon - 1/2-6 HP



### Factory Installed Options // General

Option Description	Cabinet Size	List Price Adder (\$US)
Crankcase Heater	ALL	STANDARD
Fixed High/Adjustable Low Pressure Control	ALL	STANDARD
Adjustable High/Adjustable Low Pressure Control	ALL	574
Liquid Line With Components: Sealed Filter	ALL	STANDARD
Liquid Line Without Components: Pipe Only	FM1	(456)
	FM2 - FM4	(541)
Liquid Line with Premium Components: Replaceable Core Filter/Drier <sup>1</sup>	FM4	846
	FM1	549
Suction Line Components: Sealed Filter	FM2 - FM4	654
	FM4	1,925
Suction Line Components: Replaceable Core Filter <sup>1</sup>	FM1	847
	FM2 - FM4	1,307
Oil Separator	FM4	2,079
	FM1	702
Over-Sized Receiver	FM2	837
	FM3	2,000
	FM4	2,052
	ALL	541
Compressor Pump-down Switch	ALL	541
Heated & Insulated Receiver (temperature controlled with low pressure bypass timer)	ALL	1,146
Phase Loss Monitor <sup>^</sup>	ALL	1,880
Copper Fins Or Electro Fin Coated Coil	ALL	CONTACT FACTORY
	FM1 - FM2	806
Thru The Door - Non - Fused - Disconnect Switch	FM3 - FM4	1,071
	FM1 - FM2	906
External Fused Disconnect (Mounted)	FM3 - FM4	1,670
	FM1	1,636
Variable Speed EC Motors & Controller	FM2	2,226
	FM3	2,484
	FM4	1,806
	ALL	541

See notes on next page.

# AIR-COOLED CONDENSING UNITS

## Next-Gen MiniCon - 1/2-6 HP



### Factory Installed Options // Common Defrost Components

"-" Not Available

Option Description	Cabinet Size	List Price Adder (\$US)	
		Medium Temp	Low Temp
Standard (Electronic) Air Defrost Timer*	ALL	STANDARD	-
Remove Standard Air Defrost Timer	ALL	(818)	-
Standard Defrost Kit (ED5 - ED11)	ALL	-	STANDARD
Substitute Standard Air Defrost Timer For Standard Defrost Kit (ED5-ED11)	ALL	168	-
Remove Standard Defrost Kit	ALL	-	(986)

Negative numbers (in parentheses) represent the price to be deducted from base price if a standard feature is removed.

1 If ordering a Replaceable Core Suction Filter, a Replaceable Core Line Liquid Filter must also be ordered. If ordering a Replaceable Core Liquid Line Filter, a Replaceable Core Suction Filter must also be ordered.

^ Only available on units that are 3 Phase.

\* Standard Electronic Air Defrost Timer can be substituted with Mechanical Air Defrost Timer at no charge.

Defrost Kit Descriptions & Additional Defrost Kit Options available on pages 83-85.

### Shipped-Loose Accessories

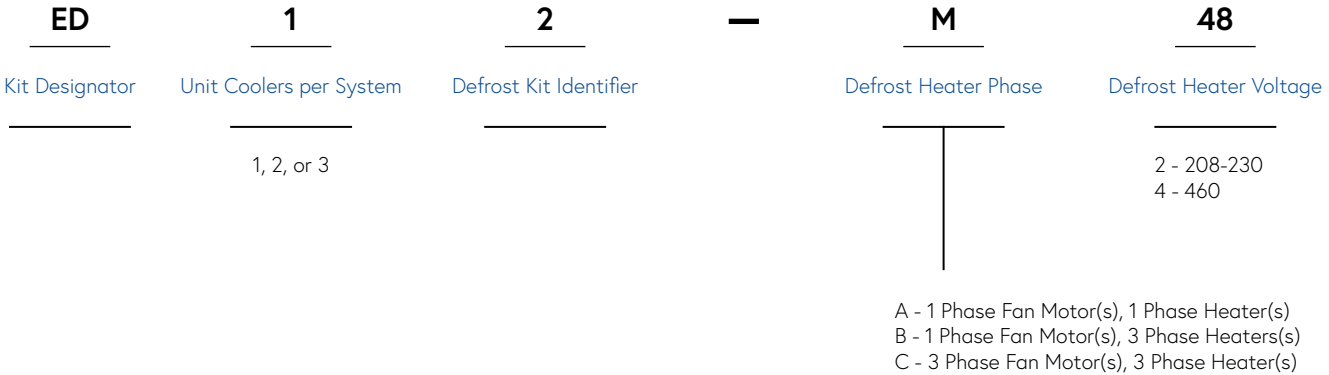
Option Description	Cabinet Size	List Price Adder (\$US)
Crankcase Pressure Regulating Valve	ALL	CONTACT FACTORY
External Fused Disconnect	FM4	1,531
Two-Tiered Stacking Rack	ALL	CONTACT FACTORY
Snow / Hail Guards	FM1	627
	FM2	692
	FM3	750
	FM4	918

# AIR-COOLED CONDENSING UNITS

## Next-Gen MiniCon - 1/2-6 HP



### Electric Defrost Kits - Defrost Kit Nomenclature



### Electric Defrost Kits - Descriptions

The MiniCon Electric Defrost System provides unique features that other defrost systems lack. These energy saving features are as follows:

- The auxiliary switch on 3 phase systems and block-out relays on 1 phase systems prevents the defrost heaters from energizing when the compressor is in operation. This feature holds the maximum amp draw to the largest single load that the system will draw, and therefore reduces the electrical service requirement to the condensing unit.
- On multiple evaporator systems, individual defrost contactors are used in conjunction with sequencing relays\* to allow each evaporator to terminate defrost independently. This efficient method of defrost saves electricity, and reduces the potential of overheating and steaming the evaporators. In addition, the amount of heat added to the room is kept to a minimum, reducing the run time of the condensing unit.

### Electric Defrost Kits - Definitions

- **Timer** - Initiates the defrost cycle. Also used as override protection for defrost termination.
- **Auxiliary Switch** - Mounted on the compressor contactor, it prevents the defrost contactor from operating whenever the compressor is energized.
- **Block-out Relay** - Serves the same function as auxiliary switch, except used when defrost contactor is not required (single phase only).
- **Fan Contactor** - Used with 460 V motors or when 230 V motors are wired for 3 phase power.
- **Defrost Contactor** - Carries amperage load for heaters. Contactor selection is based on the maximum resistive load rating of the contactor.
- **Relays** - Provides interconnection of multiple unit coolers on a single system so that each unit cooler is allowed to individually terminate defrost on temperature.

# AIR-COOLED CONDENSING UNITS

## Next-Gen MiniCon - 1/2-6 HP



### Electric Defrost Kits // Kit Numbers

Kit #	Timer	Auxiliary Relays	Block-out Relays	† Defrost Heater Contactor (1)	‡ Fan Contactor	Sequencing Relay
ED-5	1	-	1-15A	-	-	-
ED-6	1	-	1-20A	-	-	-
ED-7	1	-	1-25A	-	-	-
ED-10	1	-	1-30A	-	-	-
ED-20	1	-	1-30A	-	-	2
ED-210	1	-	1-30A	-	-	-
ED-17	1	1	-	1-15A	1-25A	-
ED-11	1	1	-	1-30A	-	-
ED-12	1	1	-	1-30A	1-25A	-
ED-14	1	1	-	1-50A	1-25A	-
ED-211	1	1	-	1-30A	-	-
ED-213	1	1	-	1-50A	-	-
ED-21	1	1	-	2-15A	-	2
ED-22	1	1	-	2-15A	1-25A	2
ED-23	1	1	-	2-25A	-	2
ED-24	1	1	-	2-25A	1-25A	2

\* Except for ED-210, ED-211, ED-213

† Heater contactor amperage is based on its resistive rating.

‡ Fan motor contactor amperage is based on its inductive rating.

# AIR-COOLED CONDENSING UNITS

## Next-Gen MiniCon - 1/2-6 HP



### Electric Defrost Kits // Pricing

Quantity of Unit Coolers Per System	Description	DEFROST KIT #				List Price Adder (Only Available Mounted)	
		1 PH. FANS 1 PH. HTRS	1 PH. FANS 3 PH. HTRS	230 V			460 V
				3 PH. FANS 3 PH. HTRS	3 PH. FANS 3 PH. HTRS		3 PH. FANS 3 PH. HTRS
<b>DEFROST KITS WHEN THE EVAPORATOR FAN MOTORS ARE WIRED FOR 230/1</b>							
1	Up to 15 Amps Heater (w/ relay)	ED5-A2	-	-	-	986	
	20 Amps Heater (w/ relay)	ED6-A2	-	-	-	986	
	25 Amps Heater (w/ relay)	ED7-A2	-	-	-	986	
	Up to 30 Amps Heater (w/ relay)	ED10-A2	-	-	-	986	
	30 Amps - Heater (w/ contactors)	-	ED11-B2	-	-	986	
2	Up to 30 Amps Heater (w/ relay)	ED210-A2	-	-	-	1,074	
	30 Amps Heater	ED211-A2	ED211-B2	-	-	1,074	
	50 Amps Heater	ED213-A2	ED213-B2	-	-	2,156	
	Up to 15 Amps Heaters each (w/relays)	ED20-A2	-	-	-	3,077	
	15 Amps Heaters each	ED21-A2	ED21-B2	-	-	3,077	
	25 Amps Heaters each (w/relays)	ED23-A2	-	-	-	3,163	
	25 Amps Heaters each (w/contactors)	-	ED23-B2	-	-	3,163	
<b>DEFROST KITS WHEN THE EVAPORATOR FAN MOTORS ARE WIRED FOR 230/3, 460/3, OR 460/1.</b>							
1	Up to 25 Amps Heater	ED17-A4	-	-	-	986	
	30 Amps Heater	ED12-A4	ED12-BX	ED12-C2	ED12-C4	2246	
	50 Amps Heater	-	ED14-BX	ED14-C2	ED14-C4	2629	
2	Up to 15 Amps Heaters per Unit Cooler	-	ED22-BX	ED22-C2	ED22-C4	3779	
	25 Amps Heaters per Unit Cooler	-	ED24-BX	ED24-C2	ED24-C4	3779	
<b>NOTE: Defrost Kits are only available factory mounted and cannot be shipped loose.</b>							

# AIR-COOLED CONDENSING UNITS

## Next-Gen II - 3-22 HP



### Standard Features

- ▶ Copeland Discus™, Copeland Scroll™ or Bitzer Semi-Hermetic Compressor
- ▶ All weather G90 galvanized steel painted enclosure
- ▶ Removable side panels for ease of service
- ▶ Generously sized high efficiency condenser, with enhanced copper tubes/and aluminum fins
- ▶ Liquid line kit with sealed filter/drier and sight glass with moisture indicator
- ▶ Easy access base mounted service valves placed external to cabinet
- ▶ Dual pressure (auto reset) controls with flexible Reflex® hoses
- ▶ Vertical receiver with isolation valves
- ▶ Refrigerant pressure relief valve on FD2 and FD3 Cabinets.
- ▶ Integral liquid sub-cooling circuit
- ▶ Suction line piping (filter optional)
- ▶ Heavy duty three phase condenser fan motor(s)
- ▶ Crankcase heater
- ▶ Control circuit fuses
- ▶ Compressor Pump-down Switch
- ▶ Large electrical panel with hinged door
- ▶ 208-230 V control voltage
- ▶ Color coded point-to-point wiring
- ▶ Liquid injection for low temp. Scroll compressors
- ▶ Flooded models include flooded head pressure control (70°F)
- ▶ Non-flooded models include fan cycle control

### Options

- ▶ Electronic air defrost timer or electric defrost components
- ▶ Suction accumulator and/or oil separator
- ▶ Replaceable core suction and liquid filters with bypass
- ▶ Thru-the-door disconnect switch
- ▶ Copper or coated condenser fins
- ▶ Oversized receiver

### Nomenclature

<b>W</b>	<b>F</b>	<b>D</b>	<b>S</b>	<b>04</b>	<b>M</b>	<b>4S</b>	<b>E</b>	<b>A</b>
Brand	Style	Compressor	Compressor Configuration	Horsepower	Temperature	Refrigerant	Voltage	Vintage <sup>2</sup>
W - Witt	F - Flooded B - Non-Flooded	D - Discus O - Scroll B - Bitzer	S - Single		E - Extended Medium L - Low M - Medium	4S - Multiple Refrigerants	E - 208-230/3/60 G - 460/3/60 N - 200-220/3/50 Q - 380/3/50	A or B

• 50 Hz available. Contact Factory for additional information.

<sup>2</sup> A Vintage has standard PSC motor(s). B Vintage has standard High Efficiency motors For specific model number vintages, please refer to following price tables or contact factory.



DOE AWEF values for specific models in a given application can be found in the Product Brochure on our website.

# AIR-COOLED CONDENSING UNITS

## Next-Gen II - 3-22 HP



**Flooded // Discus Compressor // Medium Temperature // Configurable Base Models**

	Compressor Model #	Nominal H.P.	Voltage	Model #	List Price (\$US)	4 Yr Compressor Protection Plan (Net Price Adder \$US)
MEDIUM TEMPERATURE	2DC3R53K	04	208-230/3/60	WFDS04M4SEA	37,290	920
			460/3/60	WFDS04M4SGA	39,612	
	2DD3R63K	05	208-230/3/60	WFDS05M4SEA	37,964	920
			460/3/60	WFDS05M4SGA	40,191	
	2DL3R78K	06	208-230/3/60	WFDS06M4SEA	47,152	1,111
			460/3/60	WFDS06M4SGA	50,431	
	2DA3R89K	07	208-230/3/60	WFDS07M4SEA	48,153	1,111
			460/3/60	WFDS07M4SGA	51,095	
	3DA3R10M	08	208-230/3/60	WFDS08M4SEA	53,999	1,111
			460/3/60	WFDS08M4SGA	57,236	
	3DB3R12M	10	208-230/3/60	WFDS10M4SEA	57,908	1,450
			460/3/60	WFDS10M4SGA	60,902	
	3DF3R15M	12	208-230/3/60	WFDS12M4SEA	62,728	1,765
			460/3/60	WFDS12M4SGA	65,184	
	3DS3R17M	15	208-230/3/60	WFDS15M4SEA	64,116	2,248
			460/3/60	WFDS15M4SGA	66,281	

Factory Mounted Options & Shipped-Loose Accessories are found on pages 98-99.

# AIR-COOLED CONDENSING UNITS

## Next-Gen II - 3-22 HP



Non-Flooded // Discus Compressor // Medium Temperature // Configurable Base Models

	Compressor Model #	Nominal H.P.	Voltage	Model #	List Price (\$US)	4 Yr Compressor Protection Plan (Net Price Adder \$US)
MEDIUM TEMPERATURE	2DC3R53K	04	208-230/3/60	WBDS04M4SEB	34,890	920
			460/3/60	WBDS04M4SGB	37,166	
	2DD3R63K	05	208-230/3/60	WBDS05M4SEB	35,547	920
			460/3/60	WBDS05M4SGB	37,735	
	2DL3R78K	06	208-230/3/60	WBDS06M4SEA	44,562	1,111
			460/3/60	WBDS06M4SGA	47,781	
	2DA3R89K	07	208-230/3/60	WBDS07M4SEA	45,542	1,111
			460/3/60	WBDS07M4SGA	48,433	
	3DA3R10M	08	208-230/3/60	WBDS08M4SEA	51,283	1,111
			460/3/60	WBDS08M4SGA	54,454	
	3DB3R12M	10	208-230/3/60	WBDS10M4SEA	55,115	1,450
			460/3/60	WBDS10M4SGA	58,054	
	3DF3R15M	12	208-230/3/60	WBDS12M4SEA	59,843	1,765
			460/3/60	WBDS12M4SGA	62,253	
	3DS3R17M	15	208-230/3/60	WBDS15M4SEA	62,421	2,248
			460/3/60	WBDS15M4SGA	64,585	

Factory Mounted Options & Shipped-Loose Accessories are found on pages 98-99.



# AIR-COOLED CONDENSING UNITS

## Next-Gen II - 3-22 HP



**Flooded // Discus Compressor // Low Temperature // Configurable Base Models**

	Compressor Model #	Nominal H.P.	Voltage	Model #	List Price (\$US)	4 Yr Compressor Protection Plan (Net Price Adder \$US)
LOW TEMPERATURE	2DF3F16K	03	208-230/3/60	WFDS03L4SEA	36,304	920
			460/3/60	WFDS03L4SGA	38,819	
	2DL3F20K	04	208-230/3/60	WFDS04L4SEA	39,802	920
			460/3/60	WFDS04L4SGA	42,353	
	2DA3F23K	05	208-230/3/60	WFDS05L4SEA	40,763	920
			460/3/60	WFDS05L4SGA	43,660	
	3DA3F28K	06	208-230/3/60	WFDS06L4SEA	44,446	1,111
			460/3/60	WFDS06L4SGA	47,367	
	3DB3F33K	08	208-230/3/60	WFDS08L4SEA	49,761	1,111
			460/3/60	WFDS08L4SGA	52,112	
	3DF3F40K	09	208-230/3/60	WFDS09L4SEA	55,681	1,111
			460/3/60	WFDS09L4SGA	58,974	
	3DS3F46K	10	208-230/3/60	WFDS10L4SEA	60,447	1,450
			460/3/60	WFDS10L4SGA	61,491	
	4DBNF54K	12	208-230/3/60	WFDS12L4SEA	61,646	1,765
			460/3/60	WFDS12L4SGA	63,054	
	4DHNF63K	15	208-230/3/60	WFDS15L4SEA	64,791	2,248
			460/3/60	WFDS15L4SGA	65,823	
	4DJNF76K	22	208-230/3/60	WFDS22L4SEA	73,431	2,770
			460/3/60	WFDS22L4SGA	74,662	

- Factory Mounted Options & Shipped-Loose Accessories are found on pages 98-99.
- Demand Cooling™ is optional for Low Temp. Discus compressors. It's required for non-R404A refrigerants.

# AIR-COOLED CONDENSING UNITS

## Next-Gen II - 3-22 HP



**Non-Flooded // Discus Compressor // Low Temperature // Configurable Base Models**

	Compressor Model #	Nominal H.P.	Voltage	Model #	List Price (\$US)	4 Yr Compressor Protection Plan (Net Price Adder \$US)
LOW TEMPERATURE	2DF3F16K	03	208-230/3/60	WBDS03L4SEB	34,607	920
			460/3/60	WBDS03L4SGB	37,125	
	2DL3F20K	04	208-230/3/60	WBDS04L4SEB	38,105	920
			460/3/60	WBDS04L4SGB	40,658	
	2DA3F23K	05	208-230/3/60	WBDS05L4SEB	39,067	920
			460/3/60	WBDS05L4SGB	41,964	
	3DA3F28K	06	208-230/3/60	WBDS06L4SEA	42,754	1,111
			460/3/60	WBDS06L4SGA	45,675	
	3DB3F33K	08	208-230/3/60	WBDS08L4SEA	48,063	1,111
			460/3/60	WBDS08L4SGA	50,420	
	3DF3F40K	09	208-230/3/60	WBDS09L4SEA	53,987	1,111
			460/3/60	WBDS09L4SGA	57,277	
	3DS3F46K	10	208-230/3/60	WBDS10L4SEA	58,753	1,450
			460/3/60	WBDS10L4SGA	59,797	
	4DBNF54K	12	208-230/3/60	WBDS12L4SEA	59,953	1,765
			460/3/60	WBDS12L4SGA	61,359	
	4DHNF63K	15	208-230/3/60	WBDS15L4SEA	63,101	2,248
			460/3/60	WBDS15L4SGA	64,128	
	4DJNF76K	22	208-230/3/60	WBDS22L4SEA	71,737	2,770
			460/3/60	WBDS22L4SGA	72,964	

- Factory Mounted Options & Shipped-Loose Accessories are found on pages 98-99.
- Demand Cooling™ is optional for Low Temp. Discus compressors. It's required for non-R404A refrigerants.

# AIR-COOLED CONDENSING UNITS

## Next-Gen II - 3-22 HP



**Flooded // Scroll Compressor // Medium Temperature // Configurable Base Models**

	Compressor Model #	Nominal H.P.	Voltage	Model #	List Price (\$US)	4 Yr Compressor Protection Plan (Net Price Adder \$US)
MEDIUM TEMPERATURE	ZS29KAE	04	208-230/3/60	WFOS04E4SEA	33,625	518
			460/3/60	WFOS04E4SGA	36,281	
	ZS33KAE	05	208-230/3/60	WFOS05E4SEA	34,223	536
			460/3/60	WFOS05E4SGA	36,830	
	ZS38K4E	06	208-230/3/60	WFOS06E4SEA	38,997	536
			460/3/60	WFOS06E4SGA	42,125	
	ZS45K4E	07	208-230/3/60	WFOS07E4SEA	39,755	888
			460/3/60	WFOS07E4SGA	42,719	
	ZB58K5E	08	208-230/3/60	WFOS08E4SEA	41,328	888
			460/3/60	WFOS08E4SGA	44,379	
	ZB66K5E	09	208-230/3/60	WFOS09E4SEA	43,614	954
			460/3/60	WFOS09E4SGA	46,347	
	ZB76K5E	10	208-230/3/60	WFOS10E4SEA	50,991	954
			460/3/60	WFOS10E4SGA	52,930	
	ZB95K5E	13	208-230/3/60	WFOS13E4SEA	56,473	1,136
			460/3/60	WFOS13E4SGA	56,603	
	ZB114K5E	15	208-230/3/60	WFOS15E4SEA	63,055	1,145
			460/3/60	WFOS15E4SGA	65,935	

Factory Mounted Options & Shipped-Loose Accessories are found on pages 98-99.

# AIR-COOLED CONDENSING UNITS

## Next-Gen II - 3-22 HP



**Non-Flooded // Scroll Compressor // Medium Temperature // Configurable Base Models**

	Compressor Model #	Nominal H.P.	Voltage	Model #	List Price (\$US)	4 Yr Compressor Protection Plan (Net Price Adder \$US)
MEDIUM TEMPERATURE	ZS29KAE	04	208-230/3/60	WBOS04E4SEB	31,929	518
			460/3/60	WBOS04E4SGB	34,585	
	ZS33KAE	05	208-230/3/60	WBOS05E4SEB	32,527	536
			460/3/60	WBOS05E4SGB	35,135	
	ZS38K4E	06	208-230/3/60	WBOS06E4SEB	37,301	536
			460/3/60	WBOS06E4SGB	40,428	
	ZS45K4E	07	208-230/3/60	WBOS07E4SEA	38,061	888
			460/3/60	WBOS07E4SGA	41,024	
	ZB58K5E	08	208-230/3/60	WBOS08E4SEA	38,850	888
			460/3/60	WBOS08E4SGA	41,843	
	ZB66K5E	09	208-230/3/60	WBOS09E4SEA	41,097	954
			460/3/60	WBOS09E4SGA	43,773	
	ZB76K5E	10	208-230/3/60	WBOS10E4SEA	48,330	954
			460/3/60	WBOS10E4SGA	50,231	
	ZB95K5E	13	208-230/3/60	WBOS13E4SEA	53,708	1,136
			460/3/60	WBOS13E4SGA	53,836	
	ZB114K5E	15	208-230/3/60	WBOS15E4SEA	60,165	1,145
			460/3/60	WBOS15E4SGA	62,989	

Factory Mounted Options & Shipped-Loose Accessories are found on pages 98-99.

# AIR-COOLED CONDENSING UNITS

## Next-Gen II - 3-22 HP



### Flooded // Scroll Compressor // Low Temperature // Configurable Base Models

	Compressor Model #	Nominal H.P.	Voltage	Model #	List Price (\$US)	4 Yr Compressor Protection Plan (Net Price Adder \$US)
LOW TEMPERATURE	ZF25K4E	08	208-230/3/60	WFOS08L4SEA	38,314	888
			460/3/60	WFOS08L4SGA	40,579	
	ZF34K5E	10	208-230/3/60	WFOS10L4SEA	47,557	954
			460/3/60	WFOS10L4SGA	50,352	
	ZF41K5E	13	208-230/3/60	WFOS13L4SEA	53,749	1,136
			460/3/60	WFOS13L4SGA	54,670	
	ZF49K5E	15	208-230/3/60	WFOS15L4SEA	55,537	1,145
			460/3/60	WFOS15L4SGA	56,788	

### Non-Flooded // Scroll Compressor // Low Temperature // Configurable Base Models

	Compressor Model #	Nominal H.P.	Voltage	Model #	List Price (\$US)	4 Yr Compressor Protection Plan (Net Price Adder \$US)
MEDIUM TEMPERATURE	ZF25K4E	08	208-230/3/60	WBOS08L4SEB	36,616	888
			460/3/60	WBOS08L4SGB	38,882	
	ZF34K5E	10	208-230/3/60	WBOS10L4SEA	45,859	954
			460/3/60	WBOS10L4SGA	48,658	
	ZF41K5E	13	208-230/3/60	WBOS13L4SEA	52,054	1,136
			460/3/60	WBOS13L4SGA	52,976	
	ZF49K5E	15	208-230/3/60	WBOS15L4SEA	53,841	1,145
			460/3/60	WBOS15L4SGA	55,095	

- Factory Mounted Options & Shipped-Loose Accessories are found on pages 98-99.
- Liquid Injection is standard on Low Temp. Scroll compressors.

# AIR-COOLED CONDENSING UNITS

## Next-Gen II - 3-22 HP



**Flooded // Bitzer Compressor // Medium Temperature // Configurable Base Models**

	Compressor Model #	Nominal H.P.	Voltage	Model #	List Price (\$US)	4 Yr Compressor Protection Plan (Net Price Adder \$US)
MEDIUM TEMPERATURE	2DES-3	03	208-230/3/60	WFBS03E4SEA	40,144	920
			460/3/60	WFBS03E4SGA	42,778	
	2CES-4	04	208-230/3/60	WFBS04E4SEA	40,779	920
			460/3/60	WFBS04E4SGA	43,315	
	4FES-5	05	208-230/3/60	WFBS05E4SEA	41,436	920
			460/3/60	WFBS05E4SGA	43,881	
	4EES-6	06	208-230/3/60	WFBS06E4SEA	45,418	1,111
			460/3/60	WFBS06E4SGA	47,133	
	4DES-7	07	208-230/3/60	WFBS07E4SEA	49,343	1,111
			460/3/60	WFBS07E4SGA	50,328	
	4CES-9	08	208-230/3/60	WFBS08E4SEA	56,682	1,111
			460/3/60	WFBS08E4SGA	59,517	
	4TES-12	10	208-230/3/60	WFBS10E4SEA	57,367	1,450
			460/3/60	WFBS10E4SGA	60,757	
	4PES-15	12	208-230/3/60	WFBS12E4SEA	59,804	1,765
			460/3/60	WFBS12E4SGA	62,923	
	4NES-20	15	208-230/3/60	WFBS15E4SEA	61,167	2,248
			460/3/60	WFBS15E4SGA	64,159	

Factory Mounted Options & Shipped-Loose Accessories are found on pages 98-99.

# AIR-COOLED CONDENSING UNITS

## Next-Gen II - 3-22 HP



**Non-Flooded // Bitzer Compressor // Medium Temperature // Configurable Base Models**

	Compressor Model #	Nominal H.P.	Voltage	Model #	List Price (\$US)	4 Yr Compressor Protection Plan (Net Price Adder \$US)
MEDIUM TEMPERATURE	2DES-3	03	208-230/3/60	WBBS03E4SEB	38,451	920
			460/3/60	WBBS03E4SGB	41,083	
	2CES-4	04	208-230/3/60	WBBS04E4SEB	39,082	920
			460/3/60	WBBS04E4SGB	41,620	
	4FES-5	05	208-230/3/60	WBBS05E4SEB	39,745	920
			460/3/60	WBBS05E4SGB	42,187	
	4EES-6	06	208-230/3/60	WBBS06E4SEA	43,724	1,111
			460/3/60	WBBS06E4SGA	45,438	
	4DES-7	07	208-230/3/60	WBBS07E4SEA	47,649	1,111
			460/3/60	WBBS07E4SGA	48,635	
	4CES-9	08	208-230/3/60	WBBS08E4SEA	53,913	1,111
			460/3/60	WBBS08E4SGA	56,694	
	4TES-12	10	208-230/3/60	WBBS10E4SEA	54,582	1,450
			460/3/60	WBBS10E4SGA	57,908	
	4PES-15	12	208-230/3/60	WBBS12E4SEA	56,976	1,765
			460/3/60	WBBS12E4SGA	60,035	
	4NES-20	15	208-230/3/60	WBBS15E4SEA	58,311	2,248
			460/3/60	WBBS15E4SGA	61,248	

Factory Mounted Options & Shipped-Loose Accessories are found on pages 98-99.

# AIR-COOLED CONDENSING UNITS

## Next-Gen II - 3-22 HP



**Flooded // Bitzer Compressor // Low Temperature // Configurable Base Models**

	Compressor Model #	Nom. H.P.	Voltage	Model#	List Price(\$US)	4 Yr Compressor Protection Plan (Net Price Adder \$US)
LOW TEMPERATURE	4FES-3	03	208-230/3/60	WFBS03L4SEA	35,603	920
			460/3/60	WFBS03L4SGA	36,999	
	4EES-4	04	208-230/3/60	WFBS04L4SEA	39,129	920
			460/3/60	WFBS04L4SGA	40,524	
	4DES-5	05	208-230/3/60	WFBS05L4SEA	41,115	920
			460/3/60	WFBS05L4SGA	42,656	
	4CES-6	06	208-230/3/60	WFBS06L4SEA	49,256	1,111
			460/3/60	WFBS06L4SGA	51,254	
	4TES-9	07	208-230/3/60	WFBS08L4SEA	52,688	1,111
			460/3/60	WFBS08L4SGA	54,603	
	4PES-12	08	208-230/3/60	WFBS09L4SEA	56,409	1,111
			460/3/60	WFBS09L4SGA	58,221	
	4NES-14	10	208-230/3/60	WFBS10L4SEA	60,186	1,450
			460/3/60	WFBS10L4SGA	62,000	
	4JE-15	12	208-230/3/60	WFBS12L4SEA	64,872	1,765
			460/3/60	WFBS12L4SGA	66,685	
	4HE-18	15	208-230/3/60	WFBS15L4SEA	69,666	2,248
			460/3/60	WFBS15L4SGA	71,472	
4GE-23	22	208-230/3/60	WFBS22L4SEA	71,472	2,770	
		460/3/60	WFBS22L4SGA	74,112		

Factory Mounted Options & Shipped-Loose Accessories are found on pages 98-99.



# AIR-COOLED CONDENSING UNITS

## Next-Gen II - 3-22 HP



**Non-Flooded // Bitzer Compressor // Low Temperature // Configurable Base Models**

	Compressor Model #	Nominal H.P.	Voltage	Model #	List Price (\$US)	4 Yr Compressor Protection Plan (Net Price Adder \$US)
LOW TEMPERATURE	4FES-3	03	208-230/3/60	WBBS03L4SEB	33,909	920
			460/3/60	WBBS03L4SGB	35,304	
	4EES-4	04	208-230/3/60	WBBS04L4SEB	37,432	920
			460/3/60	WBBS04L4SGB	38,826	
	4DES-5	05	208-230/3/60	WBBS05L4SEB	39,419	920
			460/3/60	WBBS05L4SGB	40,958	
	4CES-6	06	208-230/3/60	WBBS06L4SEB	47,562	1,111
			460/3/60	WBBS06L4SGB	49,560	
	4TES-9	07	208-230/3/60	WBBS08L4SEA	50,990	1,111
			460/3/60	WBBS08L4SGA	52,910	
	4PES-12	08	208-230/3/60	WBBS09L4SEA	54,712	1,111
			460/3/60	WBBS09L4SGA	56,524	
	4NES-14	10	208-230/3/60	WBBS10L4SEA	58,490	1,450
			460/3/60	WBBS10L4SGA	60,300	
	4JE-15	12	208-230/3/60	WBBS12L4SEA	63,177	1,765
			460/3/60	WBBS12L4SGA	64,988	
	4HE-18	15	208-230/3/60	WBBS15L4SEA	67,971	2,248
			460/3/60	WBBS15L4SGA	69,776	
	4GE-23	22	208-230/3/60	WBBS22L4SEA	66,153	2,770
			460/3/60	WBBS22L4SGA	72,415	

- Factory Mounted Options & Shipped-Loose Accessories are found on pages 98-99.
- Liquid Injection is optional on Low Temp. Bitzer compressors. It's required for non-R404A refrigerants.

# AIR-COOLED CONDENSING UNITS

## Next-Gen II - 3-22 HP



### Factory Installed Options // Electrical Options

Option Description <i>(all options are factory mounted unless otherwise noted)</i>	Option #	H.P Range/ Cabinet	List Price Adder (\$US)
Through the Door Non-fused Disconnect Switch (only available mounted)	TDNM-3	3-10	2,678
	TDNM-4	12-22	2,995
External Fused Disconnect (available loose or mounted)	EFDM-2 (230 V)	3 - 6	1,734
	EFDM-3 (230 V)	7 - 10	2,061
	EFDM-4 (230 V)	12 - 22	4,398
	EFDM-2 (460 V)	3 - 6	2,036
	EFDM-3 (460 V)	7 - 10	3,663
	EFDM-4 (460 V)	12 - 22	6,047
Main Circuit Breaker	BKR-2	3 - 6	2,476
	BKR-3	7 - 10	3,118
	BKR-4	12 - 22	3,922
† Phase Loss Monitor	PLM	ALL	1,949
Anti Short Cycle Timer	ASC	ALL	1,152
Air Defrost Timer	TMR	ALL	959
Current Sensing Relay (Run proof)	CSR	ALL	1,277
Compressor Unloaders (Suction pressure control. Medium Temp reciprocating compressors only. 1 Step for 3D and larger compressors.)	UNL-1	When Available	3,584
Variable Speed EC Motors & Controller	-	FD1	4,182
	-	FD2 & FD3	7,101

† Phase Loss monitor is a standard feature for K5 Scroll Series CoreSense modules. Extended Range models \*OS8E4S thru OS15E4s and Low Temp OS10L4L thru \*OS15L4S use K5 Series Scroll compressors. For all other models, option is only available on units that are 3 Phase.

### Factory Installed Options // Defrost Kits

Note: All electric defrost kits include 1 fan contactor and are suitable for single or three phase loads. Defrost amp values are the maximum load for a kit. Smaller loads may be attached.

1 Unit Cooler per CU	Max Defrost Load	List Price (\$US)	2 Unit Coolers per CU	Max Defrost Load	List Price (\$US)	3 Unit Coolers per CU	Max Defrost Load	List Price (\$US)
DMA15	15	2,054	DMB35	35	3,112	DMC35	35	4,681
DMA20	20		DMB40	40		DMC40	40	
DMA24	24		DMB48	48		DMC48	48	
DMA30	30	2,294	DMB60	60	4,475	DMC60	60	5,787
DMA35	35		DMB96	96		DMC96	96	
DMA40	40		DMB60	60		DMC60	60	
DMA48	48	4,475	DMB96	96				
DMA60	60							
DMA96	96							

#### Factory Installed Options - Mechanical Options (page 99)

1 If ordering a Replaceable Core Suction Filter, a Replaceable Core Line Liquid Filter must also be ordered. If ordering a Replaceable Core Liquid Line Filter, a Replaceable Core Suction Filter must also be ordered.

~ Requires field installation. Condensing units must be field installed

# AIR-COOLED CONDENSING UNITS

## Next-Gen II - 3-22 HP



### Factory Installed Options // Mechanical Options

Option Description <i>(all options are factory mounted unless otherwise noted)</i>	Option #	H.P Range/ Cabinet	List Price Adder (\$US)
Suction Line Filter (sealed)	SK-5	3 - 8	802
	SK-6	9 - 10	1,362
	SK-7	12 - 22	2,122
Replaceable Core Suction Filter <sup>1</sup>	RSK-5	3 - 8	1,541
	RSK-6	9 - 10	2,104
	RSK-7	12 - 22	2,849
Replaceable Core Liquid Filter <sup>1</sup>	RLK-5	3 - 8	1,357
	RLK-6	9 - 10	1,542
	RLK-7	12 - 22	1,746
Suction Line Accumulator	ASK-4	3 - 8	1,357
	ASK-5	9 - 10	1,995
	ASK-6	12 - 22	4,166
Oil Separator	OS-1	3 - 6	2,311
	OS-2	7 - 10	2,461
	OS-3	12 - 22	2,890
Oversized Receivers	OSR-1	1 FAN	2,039
	OSR-2	2 FAN	1,141
	OSR-3	2 FAN TALL	1,153
Pressure Relief Valve	RV	FD1 (standard receiver)	517
Heated & Insulated Receiver <i>(temperature controlled with low pressure bypass timer)</i>	HIR	ALL	1,342
Crankcase Pressure Regulator <i>(Do not use with MOP style TXV's. Must provide refrigerant type, holding temperature, suction temperature, and maximum design capacity.)</i>  <i>Mounted for FD2 and FD3 cabinets only; loose for FD1 cabinet</i>	CPR Valve	3 - 5	2,658
		6 - 9	2,946
		10 - 15	5,491
		22	8,592
Liquid Injection / Demand Cooling™ <i>(Low Temp. Bitzer &amp; Discus compressors)</i>	LNJ	ALL	4,349
	SG-E	1 FAN	1,643
	SG-F	2 FAN	2,246
Hail / Snow Guards~ <i>(shipped loose to prevent shipping damage)</i>	SG-G	2 FAN TALL	2,519
2 Unit Stacking Rack~ <i>(shipped empty)</i>	SR-2	1 or 2 FAN	Call Factory
3 Unit Stacking Rack~ <i>(shipped empty)</i>	SR-3	1 or 2 FAN	Call Factory

See notes on previous page.

# AIR-COOLED CONDENSING UNITS

## QV-Series - 15-100 HP



### Standard Features

- ▶ Available in single, dual or parallel compressor configurations from 15 to 100 HP
- ▶ Pre-paint gray exterior/ G60 galvanized steel outdoor cabinet construction
- ▶ Heavy gauge G90 galvanized steel frame
- ▶ Award-winning floating coil design with generously sized condensers for energy savings
- ▶ Integral sub-cooling circuit boosts energy efficiency
- ▶ Mechanically formed pre-bent tubing reduces potential leaks
- ▶ Separate power and control electrical panels
- ▶ Swept wing fan/Venturi improves airflow and sound
- ▶ Hinged and removable access panels
- ▶ Flip top hinged Venturi panels for easy servicing
- ▶ Floored compressor cabinet with removable compressor tray
- ▶ LED control and compressor panel lighting
- ▶ 110V service convenience outlet
- ▶ Service gauge hooks
- ▶ 3 Phase condenser fan motors
- ▶ Color-coded high and low pressure hoses
- ▶ Electronic oil failure control
- ▶ Horizontal receiver
- ▶ Receiver isolation valves
- ▶ Refrigerant relief valve
- ▶ Replaceable core liquid line filter
- ▶ Suction line and discharge line vibrasorbors
- ▶ Liquid line isolation valve with sight glass
- ▶ Single point alarm with liquid line solenoid lockout
- ▶ Control circuit and condenser fan fusing
- ▶ Condenser fan contactors
- ▶ UL and cUL listed for outdoor use
- ▶ Flooded (RF) Models include an adjustable head
- ▶ Pressure control valve
- ▶ Non-Flooded (RB) Models include electronic fan cycling control and a minimum charge monitor
- ▶ Parallel Compressor Models (RF\*P/ RB\*P) include an oil management system

### Options

- ▶ EC fan motors for variable speed
- ▶ Air defrost timer or electric defrost components
- ▶ Electric defrost kits available for up to 4 evaporators
- ▶ Oversized receiver
- ▶ Condenser coil coating
- ▶ Liquid injection on low temperature compressors

### Nomenclature

W	F	D	V	030	M	4S	G	A
Brand	Style	Compressor	Compressor Configuration	Horsepower	Temperature	Refrigerant	Voltage	Vintage <sup>2</sup>
W - Witt	F - Flooded B - Non-Flooded	D - Discus B - Bitzer EcoLine	V - Single D - Dual P - Parallel Piped		L - Low M - Medium	4S - Multiple Refrigerants	E - 208-230/3/60 G - 460/3/60	A or B

• 50 Hz available. Contact Factory for additional information.

<sup>2</sup> A Vintage has standard PSC motor(s). B Vintage has standard High Efficiency motors For specific model number vintages, please refer to following price tables or contact factory.



DOE AWEF values for specific models in a given application can be found in the Product Brochure on our website.

# AIR-COOLED CONDENSING UNITS

## QV-Series - 15-100 HP



### Discus Compressor // Single Compressor // Configurable Base Models

"-" Not Available

	Nom. H.P.	Model #	Comp. Model # (1 per Unit)	FLOODED		NON-FLOODED		4 Yr Compressor Protection Plan (Net Price Adder \$US)
				208-230/3	460/3	208-230/3	460/3	
MEDIUM TEMP.	15	W*DVO15M4S*A	3DS3R17ME	72,413	73,599	71,977	73,201	2,248
	20	W*DVO20M4S*A	4DBNR20ME	80,148	81,277	78,443	80,048	2,770
	25	W*DVO25M4S*A	4DHNR22ME	95,705	96,755	93,761	95,380	3,705
	30	W*DVO30M4S*A	4DJNR28ME	111,862	113,083	105,805	107,117	3,842
	35	W*DVO35M4S*A	6DHNR35ME	126,693	127,416	122,017	122,350	4,051
	40	W*DVO40M4S*A	6DJNR40ME	139,421	141,359	134,039	136,004	4,676
	50	W*DVO50M4S*A	6DUNR49ME	-	168,756	-	160,266	4,830
LOW TEMP.	22	W*DVO22L4S*A	4DJNF76KE	90,031	91,925	90,015	91,154	2,770
	27	W*DVO27L4S*A	6DHNF93KE	104,214	105,046	102,195	104,038	3,705
	30	W*DVO30L4S*A	6DJNF11ME	115,138	116,198	112,764	114,654	3,842
	40	W*DVO40L4S*A	6DUNF13ME	-	144,684	-	142,321	4,676

### Bitzer Compressor // Single Compressor // Configurable Base Models

	Nom. H.P.	Model #	Comp. Model # (1 per Unit)	FLOODED		NON-FLOODED		4 Yr Compressor Protection Plan (Net Price Adder \$US)
				208-230/3	460/3	208-230/3	460/3	
MEDIUM TEMP.	15	W*BVO15M4S*A	4NE-20	72,413	73,599	71,977	73,201	2,248
	20	W*BVO20M4S*A	4JE-22	80,148	81,277	78,443	80,048	2,770
	25	W*BVO25M4S*A	4HE-25	95,705	96,755	93,761	95,380	3,705
	30	W*BVO30M4S*A	4GE-30	111,862	113,083	105,805	107,117	3,842
	35	W*BVO35M4S*A	6HE-35	126,693	127,416	122,017	122,350	4,051
	40	W*BVO40M4S*A	6GE-40	139,421	141,359	134,039	136,004	4,676
	50	W*BVO50M4S*A	6FE-50	167,499	168,756	159,074	160,266	4,830
LOW TEMP.	22	W*BVO22L4S*A	4GE-23	90,031	91,925	90,015	91,154	2,770
	27	W*BVO27L4S*A	6HE-28	104,214	105,046	102,195	104,038	3,705
	30	W*BVO30L4S*A	6GE-34	115,138	116,198	112,764	114,654	3,842
	40	W*BVO40L4S*A	6FE-44	143,608	144,684	141,540	142,321	4,676

- Factory Mounted Options & Shipped-Loose Accessories are found on pages 104 - 111.
- \* Represents Flooded (F) or Non-Flooded (B) & Voltage 208-230/3/60 (E) or 460/3/60 (G)

- Demand Cooling/Liquid injection required for non-404A refrigerants on low temp applications with Discus and Bitzer compressors, respectively.
- Head fan is required for certain low temp applications. Refer to product catalog for model specific information

# AIR-COOLED CONDENSING UNITS

## QV-Series - 15-100 HP



Discus Compressor // Dual Compressor // Configurable Base Models

"-" Not Available

	Nom. H.P.	Model #	Comp. Model # (1 per Unit)	FLOODED		NON-FLOODED		4 Yr Compressor Protection Plan (Net Price Adder \$US)
				208-230/3	460/3	208-230/3	460/3	
MEDIUM TEMP.	30	W*DD030M4S*A	3DS3R17ME	144,831	147,200	143,951	146,402	4,496
	40	W*DD040M4S*A	4DBNR20ME	160,297	162,555	156,889	160,096	5,540
	50	W*DD050M4S*A	4DHNR22ME	191,412	193,511	187,523	190,766	7,410
	60	W*DD060M4S*A	4DJNR28ME	223,730	226,168	211,608	214,234	7,684
	70	W*DD070M4S*A	6DHNR35ME	253,385	254,836	244,034	244,703	8,102
	80	W*DD080M4S*A	6DJNR40ME	278,847	282,717	268,078	272,006	9,352
	100	W*DD100M4S*A	6DUNR49ME	-	337,513	-	320,533	9,660
LOW TEMP.	44	W*DD044L4S*A	4DJNF76KE	180,059	183,848	180,032	182,308	5,540
	54	W*DD054L4S*A	6DHNF93KE	208,425	210,089	204,391	208,077	7,410
	60	W*DD060L4S*A	6DJNF11ME	230,275	232,395	225,530	229,298	7,684
	80	W*DD080L4S*A	6DUNF13ME	-	289,371	-	284,642	9,352

Bitzer Compressor // Dual Compressor // Configurable Base Models

	Nom. H.P.	Model #	Comp. Model # (1 per Unit)	FLOODED		NON-FLOODED		4 Yr Compressor Protection Plan (Net Price Adder \$US)
				208-230/3	460/3	208-230/3	460/3	
MEDIUM TEMP.	30	W*BD030M4S*A	4NE-20	144,831	147,200	143,951	146,402	4,496
	40	W*BD040M4S*A	4JE-22	160,297	162,555	156,889	160,096	5,540
	50	W*BD050M4S*A	4HE-25	191,412	193,511	187,523	190,766	7,410
	60	W*BD060M4S*A	4GE-30	223,730	226,168	211,608	214,234	7,684
	70	W*BD070M4S*A	6HE-35	253,385	254,836	244,034	244,703	8,102
	80	W*BD080M4S*A	6GE-40	278,847	282,717	268,078	272,006	9,352
	100	W*BD100M4S*A	6FE-50	335,001	337,513	318,146	320,533	9,660
LOW TEMP.	44	W*BD044L4S*A	4GE-23	180,059	183,848	180,032	182,308	5,540
	54	W*BD054L4S*A	6HE-28	208,425	210,089	204,391	208,077	7,410
	60	W*BD060L4S*A	6GE-34	230,275	232,395	225,530	229,298	7,684
	80	W*BD080L4S*A	6FE-44	287,217	289,371	282,522	284,642	9,352

- Factory Mounted Options & Shipped-Loose Accessories are found on pages 104 - 111.
- \* Represents Flooded (F) or Non-Flooded (B) & Voltage 208-230/3/60 (E) or 460/3/60 (G)

- Demand Cooling/Liquid injection required for non-404A refrigerants on low temp applications with Discus and Bitzer compressors, respectively.
- Head fan is required for certain low temp applications. Refer to product catalog for model specific information

# AIR-COOLED CONDENSING UNITS

## QV-Series - 15-100 HP



### Discus Compressor // Parallel Piped Compressor // Configurable Base Models

"-" Not Available

	Nom. H.P.	Model #	Comp. Model # (1 per Unit)	FLOODED		NON-FLOODED		4 Yr Compressor Protection Plan (Net Price Adder \$US)
				208-230/3	460/3	208-230/3	460/3	
MEDIUM TEMP.	50	W*DP050M4S*A	4DHNR22ME	215,088	216,926	210,626	213,805	4,830
	60	W*DP060M4S*A	4DJNR28ME	245,402	247,631	231,345	233,837	7,684
	70	W*DP070M4S*A	6DHNR35ME	275,916	277,156	265,346	265,679	8,102
	80	W*DP080M4S*A	6DJNR40ME	299,267	303,933	287,247	291,965	9,352
	100	W*DP100M4S*A	6DUNR49ME	-	374,639	-	354,794	9,660
LOW TEMP.	44	W*DP044L4S*A	4DJNF76KE	204,249	208,001	204,219	206,243	4,676
	54	W*DP054L4S*A	6DHNF93KE	231,059	232,431	226,498	230,185	4,830
	60	W*DP060L4S*A	6DJNF11ME	251,472	253,358	246,178	249,935	7,684
	80	W*DP080L4S*A	6DUNF13ME	-	321,198	-	315,865	9,352

### Bitzer Compressor // Parallel Piped Compressor // Configurable Base Models

	Nom. H.P.	Model #	Comp. Model # (1 per Unit)	FLOODED		NON-FLOODED		4 Yr Compressor Protection Plan (Net Price Adder \$US)
				208-230/3	460/3	208-230/3	460/3	
MEDIUM TEMP.	50	W*BPO50M4S*A	4HE-25	215,088	216,926	210,626	213,805	4,830
	60	W*BPO60M4S*A	4GE-30	245,402	247,631	231,345	233,837	7,684
	70	W*BPO70M4S*A	6HE-35	275,916	277,156	265,346	265,679	8,102
	80	W*BPO80M4S*A	6GE-40	299,267	303,933	287,247	291,965	9,352
	100	W*BP100M4S*A	6FE-50	371,850	374,639	352,150	354,794	9,660
LOW TEMP.	44	W*BPO44L4S*A	4GE-23	204,249	208,001	204,219	206,243	4,676
	54	W*BP054L4S*A	6HE-28	231,059	232,431	226,498	230,185	4,830
	60	W*BPO60L4S*A	6GE-34	251,472	253,358	246,178	249,935	7,684
	80	W*BP080L4S*A	6FE-44	371,850	321,198	313,511	315,865	9,352

- Factory Mounted Options & Shipped-Loose Accessories are found on pages 104 - 111.
- \* Represents Flooded (F) or Non-Flooded (B) & Voltage 208-230/3/60 (E) or 460/3/60 (G)

- Demand Cooling/Liquid injection required for non-404A refrigerants on low temp applications with Discus and Bitzer compressors, respectively.
- Head fan is required for certain low temp applications. Refer to product catalog for model specific information

# AIR-COOLED CONDENSING UNITS

## QV-Series - 15-100 HP



### Factory Installed Options // Single Compressor // Compressor & Electrical Options

	Option Description <i>(all options are factory mounted unless otherwise noted)</i>	Option Available On:	List Price Adder (\$US)
COMPRESSOR OPTIONS	Compressor Unloading with Pressure Control for 1 Cycle Bank	BV015M, 020M-30M, 050M; 022L - 040L	2,856
	Compressor Unloading with Pressure Control for 2 Cycle Bank	035M & 045M	4,783
	Compressor Unloading; Moduload	DV015M	7,046
	Head Cooling Fan	All Models	2,972
	Liquid Injection / Demand Cooling	022L - 040L	6,527
ELECTRICAL AND CONTROL PANEL OPTIONS	Air Defrost Time Clock	All Medium Temperature Models	959
	Anti-Short Cycle Timer	All Models	828
	Condenser Fan Breaker	015M -030M; 022L - 040L	1,249
		035M -050M	1,899
	Control Circuit Breaker	All Models	407
	EC Fan Motors with Electronic Variable Speed Control	015M -030M; 022L - 040L	Call Factory
		035M -050M	Call Factory
	Thru-the-door Fused Disconnect	Models with MOPD < 61A	2,528
		Models with 61A < MOPD < 101A	3,744
		Models with 101A < MOPD < 201A	6,414
	Thru-the-door Main Breaker	Models with MOPD ≤ 100A	3,232
		Models with 101A < MOPD < 201A	5,243
	Thru-the-door Non-Fused Disconnect	Models with MCA < 59A	2,276
		Models with 59A < MCA > 99A	3,304
		Models with 99A < MCA < 199A	5,463
Phase-Loss Monitor - 250A	230 V & 460 V	1,598	
	230 V	2,331	
	460 V	1,657	
Phase-Loss Monitor - ICM450			

**QV-Series Single Compressor Options continued on next page.**



# AIR-COOLED CONDENSING UNITS

## QV-Series - 15-100 HP



### Factory Installed Options // Single Compressor // Refrigeration Options

	Option Description <i>(all options are factory mounted unless otherwise noted)</i>	Option Available On:	List Price Adder (\$US)
REFRIGERATION OPTIONS		015M	5,612
	Crankcase Pressure Regulator Valves	020M - 040M; 022L - 030L	7,068
		050M & 040L	14,028
	Fan Cycling - Temperature or Pressure	All Flooded Models; Standard on Non-Flooded Models	2,521
	Heat Reclaim Valve	All Models	5,833
	Heated & Insulated Receiver	All Models	4,438
	Hot Gas Bypass Tee & Ball Valve	All Models	1,368
	Hot Gas Bypass Tee, Ball Valve & Regulator	All Models	7,930
	Liquid-line Filter Isolation Valve (single valve)	All Models	789
		015M - 025M; 022L - 040L	981
	Liquid Line Solenoid Valve (shipped loose)	030M - 035M	1,254
		040M - 050M	1,895
	Oil Separator with Check Valve	015 - 030	2,719
		035 - 050	4,591
	Oil Separator with Check Valve & Oil Return Service Kit	015 - 030	6,020
		035 - 050	8,524
	Oversized Receiver	All Models	1,889
	Receiver Level Gauge	All Models	2,343
	Suction Accumulator - Standard	015	4,230
		020-050	4,892
	Suction Accumulator - Heat Exchanger	015	5,243
		020-050	8,116
	Suction-line Filter - Replaceable Core	015M	2,774
		020M - 040M; 022L - 030L	2,896
	050M & 040L	3,621	
Suction-line Filter Isolation Valves	015M	1,294	
	020M - 040M; 022L - 030L	2,084	
	050M & 040L	3,625	
Suction-line Insulation	All Models	2,294	

# AIR-COOLED CONDENSING UNITS

## QV-Series - 15-100 HP



### Factory Installed Options // Dual Compressor // Compressor & Electrical Options

	Option Description <i>(all options are factory mounted unless otherwise noted)</i>	Option Available On:	List Price Adder (\$US)
COMPRESSOR OPTIONS	Compressor Unloading with Pressure Control for 1 Cycle Bank	BD030M, D040M - D060M, D100M; D044L - D080L	5,712
	Compressor Unloading with Pressure Control for 2 Cycle Bank	D070M & D080M	9,566
	Compressor Unloading: Moduload	DD030M	14,092
	Head Cooling Fan	All Models	5,944
	Liquid Injection / Demand Cooling	D044L - D080L	13,054
ELECTRICAL AND CONTROL PANEL OPTIONS	Air Defrost Time Clock	All Medium Temperature Models	1,918
	Anti-Short Cycle Timer	All Models	1,656
	Condenser Fan Breaker	D030M -D060M; D044L - D080L	2,498
		D070M -D100M	3,798
	Control Circuit Breaker	All Models	407
	EC Fan Motors with Electronic Variable Speed Control	D030M -D060M; D044L - D080L	Call Factory
		D070M -D100M	Call Factory
	Thru-the-door Fused Disconnect	Models with MOPD < 61A	2,528
		Models with 61A < MOPD < 101A	3,744
		Models with 101A < MOPD < 201A	6,414
	Thru-the-door Main Breaker	Models with MOPD ≤ 100A	3,232
		Models with 101A < MOPD < 201A	5,243
	Thru-the-door Non-Fused Disconnect	Models with MCA < 59A	2,276
		Models with 59A < MCA > 99A	3,304
		Models with 99A < MCA < 199A	5,463
Phase-Loss Monitor - 250A	230 V & 460 V	3,196	
Phase-Loss Monitor - ICM450	460 V	3,314	

**QV-Series Dual Compressor Options continued on next page.**

# AIR-COOLED CONDENSING UNITS

## QV-Series - 15-100 HP



### Factory Installed Options // Dual Compressor // Refrigeration Options

	Option Description <i>(all options are factory mounted unless otherwise noted)</i>	Option Available On:	List Price Adder (\$US)
REFRIGERATION OPTIONS	Crankcase Pressure Regulator Valves	D030M D040M - D080M; D044L - D060L D100M & D080L	11,224 14,136 28,056
	Fan Cycling - Temperature or Pressure	All Flooded Models; Standard on Non-Flooded Models	5,042
	Heat Reclaim Valve	All Models	11,666
	Heated & Insulated Receiver	All Models	8,876
	Hot Gas Bypass Tee & Ball Valve	All Models	2,736
	Hot Gas Bypass Tee, Ball Valve & Regulator	All Models	15,860
	Liquid-line Filter Isolation Valve (single valve per circuit)	All Models	1,578
	Liquid Line Solenoid Valve (shipped loose)	030M - 050M; 044L - 080L 060M - 070M 080M - 100M	1,962 2,508 3,790
	Oil Separator with Check Valve	D030 - D060 D070 - D100	5,438 9,182
	Oil Separator with Check Valve & Oil Return Service Kit	D030 - D060 D070 - D100	12,040 17,048
	Oversized Receiver	All Models	3,778
	Receiver Level Gauge	All Models	4,686
	Suction Accumulator - Standard	D030 D040-D100	8,460 9,784
	Suction Accumulator - Heat Exchanger	D030 D040-D100	10,486 16,232
	Suction-line Filter - Replaceable Core	D030M D040M - D080M; D044L - D060L D100M & D080L	5,548 5,792 7,242
	Suction-line Filter Isolation Valves	D030M D040M - D080M; D044L - D060L D100M & D080L	2,588 4,168 7,250
	Suction-line Insulation	All Models	4,588

# AIR-COOLED CONDENSING UNITS

## QV-Series - 15-100 HP



### Factory Installed Options // Parallel-Piped Compressor // Compressor & Electrical Options

	Option Description <i>(all options are factory mounted unless otherwise noted)</i>	Option Available On:	List Price Adder (\$US)
COMPRESSOR OPTIONS	Compressor Unloading with Pressure Control for 1 Cycle Bank	P050M - P060M, P100M; P044L - P080L	5,712
	Compressor Unloading with Pressure Control for 2 Cycle Bank	P070M & P080M	9,566
	Head Cooling Fan	All Models	5,944
	Liquid Injection / Demand Cooling	P044L - P080L	13,054
ELECTRICAL AND CONTROL PANEL OPTIONS	Air Defrost Time Clock	All Medium Temperature Models	959
	Anti-Short Cycle Timer	All Models	828
	Condenser Fan Breaker	P050M -P060M; P044L - P080L	1,249
		P070M -P100M	1,899
	Control Circuit Breaker	All Models	407
	EC Fan Motors with Electronic Variable Speed Control	P050M -P060M; P044L - P080L	Call Factory
		P070M -P100M	Call Factory
	Thru-the-door Fused Disconnect	Models with MOPD < 61A	2,528
		Models with 61A < MOPD < 101A	3,744
		Models with 101A < MOPD < 201A	6,414
	Thru-the-door Main Breaker	Models with MOPD ≤ 100A	3,232
		Models with 101A < MOPD < 201A	5,243
	Thru-the-door Non-Fused Disconnect	Models with MCA < 59A	2,276
		Models with 59A < MCA > 99A	3,304
Models with 99A < MCA < 199A		5,463	
Phase-Loss Monitor - 250A	230 V & 460 V	1,598	
Phase-Loss Monitor - ICM450	460 V	1,657	

**QV-Series Parallel-Piped Compressor Options continued on next page.**

# AIR-COOLED CONDENSING UNITS

## QV-Series - 15-100 HP



### Factory Installed Options // Parallel-Piped Compressor // Refrigeration Options

	Option Description <i>(all options are factory mounted unless otherwise noted)</i>	Option Available On:	List Price Adder (\$US)
REFRIGERATION OPTIONS	Crankcase Pressure Regulator Valves	P050M-P60M	14,137
		P070M-P100M; P044L - P080L	16,503
	Fan Cycling - Temperature or Pressure	All Flooded Models; Standard on Non-Flooded Models	5,042
	Heat Reclaim Valve	All Models	5,833
	Heated & Insulated Receiver	All Models	4,438
	Hot Gas Bypass Tee & Ball Valve	All Models	1,368
	Hot Gas Bypass Tee, Ball Valve & Regulator	All Models	7,930
	Liquid-line Filter Isolation Valve (single valve per circuit)	All Models	789
	Liquid Line Solenoid Valve (shipped loose)	050M - 060M	7,858
		070M - 100M	3,205
		044L - 080L	1,228
	Oversized Receiver	All Models	1,889
	Receiver Level Gauge	All Models	2,343
	Suction Accumulator - Standard	P050M-P60M	5,871
		P070M-P100M; P044L - P080L	6,389
	Suction Accumulator - Heat Exchanger	P050M-P60M	8,116
		P070M-P100M; P044L - P080L	8,968
	Suction-line Filter - Replaceable Core	P050M-P60M	2,592
		P070M-P100M; P044L - P080L	2,896
	Suction-line Filter Isolation Valves	P050M-P60M	3,621
	P070M-P100M; P044L - P080L	5,724	
Suction-line Insulation	All Models	4,588	

# AIR-COOLED CONDENSING UNITS

## QV-Series - 15-100 HP



### Defrost Kit Nomenclature

<b>DL</b>	<b>A</b>	<b>24</b>	<b>-</b>
Kit Designator	Heater Contactor QTY	Max Total Heater Amp Value	Special Kit Codes
	A - 1		-1: 1 Evaporator with Multiple Heater Feeds
	B - 2		-2: 2 Evaporators with Multiple Heater Feeds
	C - 3		PP: Pressure Prop Kits for Large Evaporators
	D - 4		

#### NOTES:

- When selecting defrost kit, use the next higher amp value above the defrost load.
- All kits include 1 fan contactor and are suitable for 1 or 3 phase loads.
- Electrical resistance loads greater than 48 amps must be split into multiple circuits.

### Factory Installed Options // Defrost Kits // Single & Parallel-Piped Compressor Models

1 HEATER CONTACTOR		2 HEATER CONTACTORS		3 HEATER CONTACTORS		4 HEATER CONTACTORS	
Kit Model	List Price (\$US)	Kit Model	List Price (\$US)	Kit Model	List Price (\$US)	Kit Model	List Price (\$US)
DLA24 <sup>1</sup>	2,642						
DLA30 <sup>1</sup>	2,746						
DLA35 <sup>1</sup>	3,091	DLB35 <sup>1</sup>	3,944	DLC35	5,388		
DLA40 <sup>1</sup>	3,091	DLB40 <sup>1</sup>	3,944	DLC40	5,388		
DLA48 <sup>1</sup>	3,091	DLB48 <sup>1</sup>	3,944	DLC48	5,388		
		DLB60 <sup>1 2 4</sup>	4,101	DLC60 <sup>1</sup>	5,388	DLD60	6,372
		DLB96 <sup>1 2 4</sup>	4,967	DLC96 <sup>1</sup>	5,714	DLD96	6,423
				DLC144 <sup>1</sup>	7,786	DLD144 <sup>3 5</sup>	7,838
						DLD192 <sup>3 5</sup>	8,238

### Factory Installed Options // Defrost Kits // Dual Compressor Models

1 HEATER CONTACTOR PER COMPRESSOR		2 HEATER CONTACTORS PER COMPRESSOR	
Kit Model	List Price (\$US)	Kit Model	List Price (\$US)
DLA24 <sup>1</sup>	2,642		
DLA30 <sup>1</sup>	2,746		
DLA35 <sup>1</sup>	3,091	DLB35 <sup>1</sup>	3,944
DLA40 <sup>1</sup>	3,091	DLB40 <sup>1</sup>	3,944
DLA48 <sup>1</sup>	3,091	DLB48 <sup>1</sup>	3,944
		DLB60 <sup>1 2 4</sup>	4,101
		DLB96 <sup>1 2 4</sup>	4,967

Defrost Kit selected for Single and Parallel compressor models is for entire unit. Up to 4 contactors.

Defrost Kit selected is per compressor for Dual compressor models. Up to 2 contactors/compressor.

- 1 Defrost Kit Available with Pressure Prop Kit for Large Evaporators (Special Kit Code: PP)
- 2 Defrost Kit Available for Evaporator with Multiple Heater Feeds (Special Kit Code: -1)
- 3 Defrost Kit Available for 2 Evaporators with Multiple Heater Feeds (Special Kit Code: -2)
- 4 Defrost Kit Available for Evaporator with Multiple Heater Feeds & Pressure Prop Kit (Special Kit Code: -1PP)
- 5 Defrost Kit Available for 2 Evaporators with Multiple Heater Feeds & Pressure Prop Kit (Special Kit Code: -2PP)

**QV-Series Defrost Kit Options continued on next page.**

# AIR-COOLED CONDENSING UNITS

## QV-Series - 15-100 HP



### Factory Installed Options // Timer/Fan Contactor // Single & Parallel-Piped Compressor Models

#### 1 FAN CONTACTOR & DEFROST TIMER

Kit Model	Max Motor Amps	List Price (\$US)
TMR-EF-15A	15	1,458
TMR-EF-30A	30	1,545

### Factory Installed Options // Timer/Fan Contactor // Single & Parallel-Piped Compressor Models

Max Heater Amps	1 HEATER CONTACTOR		2 HEATER CONTACTORS		3 HEATER CONTACTORS		4 HEATER CONTACTORS	
	Fuseblock List Price (\$US)	Circuit Breaker List Price (\$US)	Fuseblock List Price (\$US)	Circuit Breaker List Price (\$US)	Fuseblock List Price (\$US)	Circuit Breaker List Price (\$US)	Fuseblock List Price (\$US)	Circuit Breaker List Price (\$US)
24	186	1,394						
30	248	2,169						
35	248	2,169	248	2,573	368	2,763		
40	248	2,169	248	2,573	368	2,763		
48	248	2,169	248	2,573	368	2,763		
60			346	4,327	529	4,569	570	4,784
96			443	4,357	605	5,822	731	6,001
144					765	6,020	1,000	7,227
192							1,007	7,303

Dual Compressor Units require 2 Fuse blocks & 2 Circuit Breaker, 1 per compressor. Up to 2 contactors/compressor.

# AIR-COOLED CONDENSING UNITS

## Low Charge - 20-30 HP



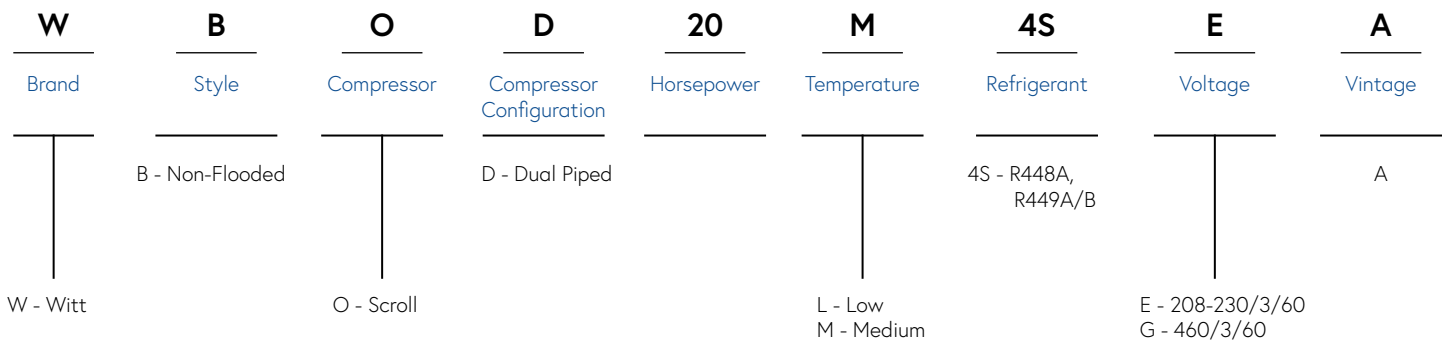
### Standard Features

- ▶ Scroll compressors
- ▶ 900 RPM Variable Speed EC Condenser Fan Motors
- ▶ Available as dual compressor configurations from 20 to 30 HP
- ▶ All models are non-flooded and include electronic fan cycling control
- ▶ Pre-paint gray exterior/ G60 galvanized steel outdoor cabinet construction
- ▶ Heavy gauge G90 galvanized steel frame
- ▶ Award-winning floating coil design with generously sized condensers for energy savings
- ▶ Mechanically formed pre-bent tubing reduces potential leaks
- ▶ Enhanced tube design
- ▶ Separate power and control electrical panels
- ▶ Swept wing fan/Venturi improves airflow and sound
- ▶ Crankcase heater
- ▶ Pump down switch
- ▶ Hinged and removable access panels
- ▶ Flip top hinged Venturi panels for easy servicing
- ▶ Floored compressor cabinet with removable compressor tray
- ▶ LED control and compressor panel lighting
- ▶ 110V service convenience outlet
- ▶ Service gauge hooks
- ▶ Color-coded high and low pressure hoses
- ▶ Thru-the-door non-fused disconnect switch
- ▶ Suction line isolation valve
- ▶ Liquid line isolation valve with sight glass
- ▶ Liquid line injection on low temp. models
- ▶ Sealed liquid line filter
- ▶ Single point alarm with liquid line solenoid lockout
- ▶ Control circuit and condenser fan fusing
- ▶ Condenser fan contactors
- ▶ UL and cUL listed for outdoor use

### Options

- ▶ Air defrost timer or electric defrost components
- ▶ Electric defrost kits available for up to 4 evaporators
- ▶ Coil coating
- ▶ Heated and insulated receiver
- ▶ Replaceable core liquid line filter
- ▶ Replaceable core suction line filter
- ▶ Sealed suction line filter

### Nomenclature



• 50 Hz available. Contact Factory for additional information.



DOE AWEF values for specific models in a given application can be found in the Product Brochure on our website.



# AIR-COOLED CONDENSING UNITS

## Low Charge - 20-30 HP



### Scroll Compressor // Dual Compressor // Configurable Base Models

	Nom. H.P.	Model #	Comp. Model # (2 per Unit)	NON-FLOODED		4 Yr Compressor Protection Plan (Net Price Adder \$US)
				208-230/3	460/3	
MED. TEMP.	20	RBOD020M4S*A	ZB76K5E	151,226	153,904	1,908
	26	RBOD026M4S*A	ZB95K5E	156,087	158,846	2,272
	30	RBOD030M4S*A	ZB114K5E	174,593	177,632	2,290
LOW TEMP.	20	RBOD020L4S*A	ZF34K5E	166,759	172,249	1,908
	26	RBOD026L4S*A	ZF41K5E	179,681	185,559	2,272
	30	RBOD030L4S*A	ZF49K5E	194,356	196,820	2,290

• Factory Mounted Options & Shipped-Loose Accessories are found below and the next page.

• \* Represents Voltage 208-230/3/60 (E) or 460/3/60 (G)

### Factory Installed Options // Dual Compressor // Compressor & Electrical Options

Option Description <i>(all options are factory mounted unless otherwise noted)</i>	List Price Adder (\$US)
Liquid Line Filter (Replaceable Core)	7,160
Suction Line Filter (Sealed)	4,244
Suction Line Filter (Replaceable Core)	5,697
Suction Accumulator	8,331
Oil Separator	5,780
Receiver	19,586
Heated & Insulated Receiver (Must Add Receiver Option)	4,161
Electronic Oil Float	7,575
Condenser Coatings	Contact Factory

# AIR-COOLED CONDENSING UNITS

## Low Charge - 20-30 HP



### Defrost Kit Nomenclature

<u>DL</u>	<u>A</u>	<u>24</u>	<u>-</u>
Kit Designator	Heater Contactor QTY	Max Total Heater Amp Value	Special Kit Codes
	A - 1 B - 2 C - 3 D - 4		-1: 1 Evaporator with Multiple Heater Feeds -2: 2 Evaporators with Multiple Heater Feeds PP: Pressure Prop Kits for Large Evaporators

NOTES:

- When selecting defrost kit, use the next higher amp value above the defrost load.
- All kits include 1 fan contactor and are suitable for 1 or 3 phase loads.
- Electrical resistance loads greater than 48 amps must be split into multiple circuits.

### Factory Installed Options // Defrost Kits // Dual Compressor Models

Defrost Kits	Available Controls	Dual Price (\$US)	Single Price (\$US)	Defrost Kits	Available Controls	Dual Price (\$US)	Single Price (\$US)
TMR ONLY	DUAL/SINGLE	1,918	959	DLB35	DUAL/SINGLE	7,887	3,944
DLA24	DUAL ONLY	5,283		DLB35PP	DUAL/SINGLE	7,887	3,944
DLA24PP	DUAL ONLY	5,283		DLB40	DUAL/SINGLE	7,887	3,944
DLA30	DUAL ONLY	5,491		DLB40PP	DUAL/SINGLE	7,887	3,944
DLA30PP	DUAL ONLY	5,491		DLB48	DUAL/SINGLE	7,887	3,944
DLA35	DUAL ONLY	6,182		DLB48PP	DUAL/SINGLE	7,887	3,944
DLA35PP	DUAL ONLY	6,182		DLB60	DUAL/SINGLE	8,201	4,101
DLA40	DUAL ONLY	6,182		DLB60PP	DUAL/SINGLE	8,201	4,101
DLA40PP	DUAL ONLY	6,182		DLB96	DUAL/SINGLE	9,934	4,967
DLA48	DUAL ONLY	6,182		DLB96PP	DUAL/SINGLE	9,934	4,967
DLA48PP	DUAL ONLY	6,182		DLD144-2	SINGLE ONLY		7,838
DLB60-1	DUAL ONLY	8,201		DLD144-2PP	SINGLE ONLY		7,838
DLB60-1PP	DUAL ONLY	8,201		DLD192-2	SINGLE ONLY		8,238
DLB96-1	DUAL ONLY	9,934		DLD192-2PP	SINGLE ONLY		8,238
DLB96-1PP	DUAL ONLY	9,934					

Defrost Kit selected is per compressor for Dual compressor models. Up to 2 contactors/compressor.

- Defrost Kit Available with Pressure Prop Kit for Large Evaporators (Special Kit Code: PP)
- Defrost Kit Available for Evaporator with Multiple Heater Feeds (Special Kit Code: -1)
- Defrost Kit Available for Evaporator with Multiple Heater Feeds & Pressure Prop Kit (Special Kit Code: -1PP)

# Water-Cooled Condensing Unit

## Standard Features

- ▶ Hermetic or quiet and efficient Scroll compressor
- ▶ High efficiency water cooled coaxial condenser
- ▶ Base mounted shut-off valves
- ▶ Liquid line kit with filter/drier and sight glass with moisture indicator
- ▶ Suction and discharge service valves (as required)
- ▶ Compressor contactor or start kit (as required)
- ▶ Suction line piping (filter optional)
- ▶ Color-coded point-to-point wiring
- ▶ Large electrical panel with hinged/removable door
- ▶ Refrigerant receiver with isolation valve and pressure relief plug
- ▶ Adjustable high pressure (auto reset) and low pressure (auto reset) controls
- ▶ Electronic defrost timer with defrost contactor/relay on low temperature models (2 evaps. maximum)
- ▶ Electronic air defrost timer (Medium temperature models only)
- ▶ UL and cUL listed for indoor use

## Options

- ▶ Air or electric defrost provisions
- ▶ Cupronickel heat exchanger and water piping
- ▶ Crankcase heater
- ▶ Water regulating valve
- ▶ Replaceable core liquid filter
- ▶ Replaceable core suction filter
- ▶ Two-tier stacking rack

## Nomenclature

<b>W</b>	<b>W</b>	<b>O</b>	<b>500</b>	<b>M</b>	<b>4S</b>	<b>E</b>	<b>A</b>
Brand	Style	Compressor	Horsepower	Temperature	Refrigerant	Voltage	Vintage
W - Witt	W - Water-Cooled	H - Hermetic O - Scroll		E - Extended Medium L - Low M - Medium	4S - Multiple Refrigerants 44 - R-404A	C - 230/1/60 D - 230/1/60 E - 208-230/3/60 G - 460/3/60	A

50 Hz available. Contact Factory for additional information.

# WATER-COOLED CONDENSING UNITS

## Next-Gen WC-Series - 1/2 - 6 HP



### Water-Cooled // Hermetic Compressor // Configurable Base Models

Includes Liquid Line Kit with Filter/Drier and Sight Glass with Moisture Indicator, and Defrost Timer or Kit

"-" Not Available

	Frame Size	Nom. H.P.	Compressor Model #	Model #	LIST PRICE (\$US)			4 Yr Compressor Protection Plan (Net Price Adder \$US)
					208-230/1/60	208-230/3/60	460/3/60	
EXTENDED MED. TEMP	FW1	1/2	RST45C1E	WWH055E4S*A	7,918	-	-	205
	FW1	1/2	RST55C1E	WWH080E4S*A	8,082	-	-	205
	FW1	3/4	RST64C1E	WWH090E4S*A	8,326	-	-	205
	FW1	3/4	RST70C1E	WWH100E4S*A	8,992	9,297	-	205
	FW2	1	RST97C1E	WWH125E4S*A	9,637	9,561	-	225

### Water-Cooled // Scroll Compressor // Configurable Base Models

Includes Liquid Line Kit with Filter/Drier and Sight Glass with Moisture Indicator, and Defrost Timer or Kit

"-" Not Available

	Frame Size	Nom. H.P.	Compressor Model #	Model #	LIST PRICE (\$US)			4 Yr Compressor Protection Plan (Net Price Adder \$US)
					208-230/1/60	208-230/3/60	460/3/60	
MED TEMP	FW1	1/2	ZB06KAE	WWO060M4S*A	14,143	14,165	-	381
	FW1	1/2	ZB07KAE	WWO080M4S*A	14,283	14,331	-	381
	FW1	1	ZB08KAE	WWO100M4S*A	14,423	14,517	-	381
EXTENDED MEDIUM TEMPERATURE	FW1	1-1/3	ZS09KAE	WWO130E4S*A	14,581	14,727	15,268	381
	FW2	1-1/2	ZS11KAE	WWO150E4S*A	15,599	15,749	16,286	381
	FW2	1-3/4	ZS13KAE	WWO180E4S*A	15,971	16,117	16,656	381
	FW3	2	ZS15KAE	WWO200E4S*A	16,248	16,394	16,933	381
	FW3	2-1/2	ZS19KAE	WWO250E4S*A	16,435	16,616	17,254	381
	FW4	3	ZS21KAE	WWO300E4S*A	16,684	16,897	17,636	500
	FW4	3-1/2	ZS26KAE	WWO350E4S*A	17,725	17,954	18,480	500
	FW4	4	ZS29KAE	WWO400E4S*A	18,290	18,544	19,054	518
	FW4	4-1/2	ZS33KAE	WWO450E4S*A	18,059	18,314	18,980	518
	FW4	6	ZS38K4E	WWO500E4S*A	18,962	19,223	20,043	536
FW4	6-1/2	ZS45K4E	WWO600E4S*A	-	22,186	22,543	536	

See notes on next page

# WATER-COOLED CONDENSING UNITS

## Next-Gen WC-Series - 1/2 - 6 HP



### Water-Cooled // Scroll Compressor // Configurable Base Models (continued)

Includes Liquid Line Kit with Filter/Drier and Sight Glass with Moisture Indicator, and Defrost Timer or Kit

	Frame Size	Nom. H.P.	Compressor Model #	Model #	LIST PRICE (\$US)			4 Yr Compressor Protection Plan (Net Price Adder \$US)
					208-230/1/60	208-230/3/60	460/3/60	
LOW TEMPERATURE	FW2	1	ZF03KAE	WWO100L4S*A	14,819	15,636	-	381
	FW2	1-1/3	ZF04KAE	WWO130L4S*A	15,183	15,909	-	381
	FW2	1-1/2	ZF05KAE	WWO160L4S*A	15,654	16,282	-	381
	FW2	2	ZF07KAE	WWO230L4S*A	16,538	16,758	17,283	381
	FW3	2-1/2	ZF08K4E	WWO250L4S*A	17,109	17,350	17,535	381
	FW3	3	ZF09K4E	WWO300L4S*A	17,524	17,783	19,913	500
	FW3	3-1/2	ZF11K4E	WWO350L4S*A	18,318	18,579	19,015	500
	FW4	4	ZF13K4E	WWO400L4S*A	19,107	19,353	19,792	518
	FW4	5	ZF15K4E	WWO500L4S*A	19,353	19,594	20,048	536
	FW4	6	ZF18K4E	WWO600L4S*A	-	22,090	23,289	536

- Factory Mounted Options & Shipped-Loose Accessories are found on Page 118
- "\*" represents Voltage. "D" for 230/1/60, "E" for 280-230/3/60 and "G" for 460/3/60
- "-" Not Available

# WATER-COOLED CONDENSING UNITS

## Next-Gen WC-Series - 1/2 - 6 HP



### Options

Option Description <i>(all options are factory mounted unless otherwise noted)</i>	H.P Range/Cabinet	List Price Adder (\$US)
Water Regulating Valve (shipped loose)	0.5 - 2.0	1,012
	2.5 - 3.5	1,098
	4.0 - 4.5	1,233
	5.0 - 6.5	1,816
Cupronickel Water Regulating Valve	ALL	Contact Factory
External Fused Disconnect (Mounted)	FW1 - FW2	906
	FW3 - FW4	1,670
External Fused Disconnect (Loose)	FW4	1,530
Liquid Line with Premium Components: Replaceable Core Filter/Drier	FW4	846
Suction Line Components: Sealed Filter	FW1	549
	FW2 - FW4	654
Suction Line Components: Replaceable Core Filter	FW4	1,925
	FW1	847
Suction Accumulator	FW2 - FW4	1,307
	ALL	541
Compressor Pump-down Switch	ALL	541
Phase Loss Monitor*	ALL	1,880
Cupronickel Heat Exchanger	ALL	Contact Factory
Two-Tiered Stacking Rack (shipped loose)	ALL	Contact Factory
	FW1	702
Over-Sized Receiver	FW2	837
	FW3	2,000
	FW4	2,052
	ALL	1,146
Heated & Insulated Receiver (temperature controlled w/low pressure bypass timer)	ALL	1,146
Thru The Door - Non - Fused - Disconnect Switch	FW1 - FW2	806
	FW3 - FW4	1,071
Remove Standard Defrost Kit (Low Temp only)	ALL	(948)
Remove Standard Air Defrost Timer (Medium Temp only)	ALL	(818)
Oil Separator	FW4	2,079
Substitute Standard Air Defrost Timer For Standard Defrost Kit (ED5-ED11)	ALL	168

For Defrost Kit Options, please see pages 83-85.

\* Only available on units that are 3 Phase.

# Air-Cooled Condensers

Available with 1 to 14 fans in single and double fan width models  
with vertical or horizontal air flow

## MODELS



DOE AWEF values for specific models in a given application  
can be found in the Product Brochure on our website.

# LARGE AIR-COOLED CONDENSERS

## Quantum Air™



### Standard Features

- ▶ Inverter duty rail mounted motors
- ▶ Vertical air flow
- ▶ Motors with inherent thermal overload protection
- ▶ 3/8" refrigerant saving copper tube, aluminum fin coils\*
- ▶ 650 PSIG working pressure
- ▶ Vinyl coated heavy gauge steel fan guards
- ▶ Swept wing fan/Venturi improves airflow and sound
- ▶ Hinged Venturi panels for easy servicing
- ▶ Hinged leg design for simple installation
- ▶ Proprietary floating coil design
- ▶ Thru-the-door non-fused disconnect switch
- ▶ Heavy gauge painted galvanized steel construction
- ▶ Heavy duty lifting eyes for equipment rigging
- ▶ UL and cUL listed for outdoor use
- ▶ LED control panel lighting

### Options

- ▶ Flooded head pressure control
- ▶ Fan cycling head pressure control
- ▶ Sub-cooling circuit
- ▶ Multi-circuited coils
- ▶ Wide selection of fin coatings and materials
- ▶ Multiple control panel locations
- ▶ Fixed box style legs

### Nomenclature

<u>W</u>	<u>D</u>	<u>D</u>	<u>087</u>	<u>G</u>	<u>D</u>	<u>3</u>	<u>A</u>
Brand	Series	Width	MBTUH	Voltage	Motor	# of Fans	Vintage
W - Witt	D - Condenser	S - Single Wide D - Double Wide		E - 208-230/3/60 G - 460/3/60 N - 200-220/3/50 Q - 380/3/50 X - Non-Catalogued	B - 1140 RPM, 1.5 HP D - 850 RPM, 1.5 HP L - 850 RPM, 1 HP E - 550 RPM, 1/3 HP G - 900 RPM Rail Mount Variable Speed EC K - 1200 RPM Rail Mount Variable Speed EC	1 - 7	

\*Capacity at 10 FPI per 1°F TD



# LARGE AIR-COOLED CONDENSERS

## Quantum Air™



### Models with 1140 RPM, 1.5 HP Motors

	Model #	List Price (\$US)				Fan Configuration
		8 FPI	10 FPI	12 FPI	14 FPI	
SINGLE FAN WIDTH	WDS004^B1A	11,689	12,387	13,085	13,783	1 x 1
	WDS006^B1A	14,880	15,578	16,276	16,974	1 x 1
	WDS007^B1A	16,620	17,318	18,016	18,714	1 x 1
	WDS012^B2A	24,449	25,845	27,241	28,637	1 x 2
	WDS015^B2A	33,653	35,049	36,445	37,841	1 x 2
	WDS018^B2A	39,876	41,272	42,668	44,064	1 x 2
	WDS022^B3A	49,210	51,304	53,398	55,492	1 x 3
	WDS027^B3A	57,296	59,390	61,484	63,578	1 x 3
	WDS030^B4A	68,753	71,545	74,337	77,129	1 x 4
	WDS036^B4A	77,773	80,565	83,357	86,149	1 x 4
	WDS039^B5A	85,779	89,269	92,759	96,249	1 x 5
	WDS047^B5A	99,801	103,291	106,781	110,271	1 x 5
	WDS056^B6A	119,433	123,621	127,809	131,997	1 x 6
	WDS065^B7A	140,336	145,222	150,108	154,994	1 x 7
DOUBLE FAN WIDTH	WDD022^B2A	50,489	53,281	56,073	58,865	2 x 2
	WDD030^B2A	67,186	69,978	72,770	75,562	2 x 2
	WDD036^B2A	78,238	81,030	83,822	86,614	2 x 2
	WDD045^B3A	100,496	104,684	108,872	113,060	2 x 3
	WDD054^B3A	117,577	121,765	125,953	130,141	2 x 3
	WDD059^B4A	134,554	140,138	145,722	151,306	2 x 4
	WDD072^B4A	155,307	160,891	166,475	172,059	2 x 4
	WDD078^B5A	171,559	178,539	185,519	192,499	2 x 5
	WDD094^B5A	199,903	206,883	213,863	220,843	2 x 5
	WDD113^B6A	238,836	247,212	255,588	263,964	2 x 6
	WDD131^B7A	281,358	291,130	300,902	310,674	2 x 7

• Factory Mounted Options & Shipped-Loose Accessories are found on pages 126-129.

• ^ Represents Voltage. "E" - 208-230/3/60, "G" - 460/3/60, "N" - 200-220/3/50 or "Q" - 380/3/50.

# LARGE AIR-COOLED CONDENSERS

## Quantum Air™



### Models with 850 RPM, 1.5 HP Motors

	Model #	List Price (\$US)				Fan Configuration
		8 FPI	10 FPI	12 FPI	14 FPI	
SINGLE FAN WIDTH	WDS004^D1A	11,570	12,268	12,966	13,664	1 x 1
	WDS005^D1A	14,788	15,486	16,184	16,882	1 x 1
	WDS007^D1A	16,479	17,177	17,875	18,573	1 x 1
	WDS010^D2A	25,001	26,397	27,793	29,189	1 x 2
	WDS014^D2A	33,550	34,946	36,342	37,738	1 x 2
	WDS015^D2A	37,204	38,600	39,996	41,392	1 x 2
	WDS021^D3A	49,509	51,603	53,697	55,791	1 x 3
	WDS024^D3A	56,051	58,145	60,239	62,333	1 x 3
	WDS028^D4A	67,237	70,029	72,821	75,613	1 x 4
	WDS032^D4A	75,398	78,190	80,982	83,774	1 x 4
	WDS035^D5A	82,213	85,703	89,193	92,683	1 x 5
	WDS043^D5A	98,692	102,182	105,672	109,162	1 x 5
	WDS052^D6A	118,423	122,611	126,799	130,987	1 x 6
	WDS060^D7A	138,848	143,734	148,620	153,506	1 x 7
DOUBLE FAN WIDTH	WDD019^D2A	48,642	51,434	54,226	57,018	2 x 2
	WDD028^D2A	66,989	69,781	72,573	75,365	2 x 2
	WDD031^D2A	73,158	75,950	78,742	81,534	2 x 2
	WDD041^D3A	99,637	103,825	108,013	112,201	2 x 3
	WDD048^D3A	113,128	117,316	121,504	125,692	2 x 3
	WDD055^D4A	134,623	140,207	145,791	151,375	2 x 4
	WDD065^D4A	151,114	156,698	162,282	167,866	2 x 4
	WDD069^D5A	164,359	171,339	178,319	185,299	2 x 5
	WDD086^D5A	197,732	204,712	211,692	218,672	2 x 5
	WDD103^D6A	236,964	245,340	253,716	262,092	2 x 6
	WDD121^D7A	277,733	287,505	297,277	307,049	2 x 7

• Factory Mounted Options & Shipped-Loose Accessories are found on pages 126-129.

• ^ Represents Voltage. "E" - 208-230/3/60, "G" - 460/3/60, "N" - 200-220/3/50 or "Q" - 380/3/50.

# LARGE AIR-COOLED CONDENSERS

## Quantum Air™



### Models with 850 RPM, 1.0 HP Motors

	Model #	List Price (\$US)				Fan Configuration
		8 FPI	10 FPI	12 FPI	14 FPI	
SINGLE FAN WIDTH	WDS004^L1A	10,813	11,511	12,209	12,907	1 x 1
	WDS006^L1A	13,998	14,696	15,394	16,092	1 x 1
	WDS008^L1A	16,732	17,430	18,128	18,826	1 x 1
	WDS010^L2A	23,482	24,878	26,274	27,670	1 x 2
	WDS012^L2A	29,625	31,021	32,417	33,813	1 x 2
	WDS015^L2A	35,816	37,212	38,608	40,004	1 x 2
	WDS019^L3A	46,798	48,892	50,986	53,080	1 x 3
	WDS023^L3A	53,561	55,655	57,749	59,843	1 x 3
	WDS026^L4A	64,794	67,586	70,378	73,170	1 x 4
	WDS030^L4A	73,488	76,280	79,072	81,864	1 x 4
	WDS032^L5A	78,915	82,405	85,895	89,385	1 x 5
	WDS040^L5A	97,199	100,689	104,179	107,669	1 x 5
	WDS048^L6A	117,277	121,465	125,653	129,841	1 x 6
	WDS056^L7A	137,236	142,122	147,008	151,894	1 x 7
DOUBLE FAN WIDTH	WDD017^L2A	45,242	48,034	50,826	53,618	2 x 2
	WDD026^L2A	64,768	67,560	70,352	73,144	2 x 2
	WDD030^L2A	73,518	76,310	79,102	81,894	2 x 2
	WDD038^L3A	97,936	102,124	106,312	110,500	2 x 3
	WDD046^L3A	114,275	118,463	122,651	126,839	2 x 3
	WDD051^L4A	131,511	137,095	142,679	148,263	2 x 4
	WDD060^L4A	149,784	155,368	160,952	166,536	2 x 4
	WDD063^L5A	159,635	166,615	173,595	180,575	2 x 5
	WDD080^L5A	197,002	203,982	210,962	217,942	2 x 5
	WDD097^L6A	236,603	244,979	253,355	261,731	2 x 6
	WDD113^L7A	277,310	287,082	296,854	306,626	2 x 7

- Factory Mounted Options & Shipped-Loose Accessories are found on pages 126-129.
- ^ Represents Voltage. "E" - 208-230/3/60, "G" - 460/3/60, "N" - 200-220/3/50 or "Q" - 380/3/50.
- These models fulfill California Title 24 condenser efficiency requirements when utilizing Variable Frequency Drives and 10 FPI coils.

# LARGE AIR-COOLED CONDENSERS

## Quantum Air™



### Models with 550 RPM, 1/3 HP Motors

	Model #	List Price (\$US)				Fan Configuration
		8 FPI	10 FPI	12 FPI	14 FPI	
SINGLE FAN WIDTH	WDS004^E1A	12,484	13,182	13,880	14,578	1 x 1
	WDS005^E1A	14,699	15,397	16,095	16,793	1 x 1
	WDS006^E1A	16,560	17,258	17,956	18,654	1 x 1
	WDS008^E2A	24,608	26,004	27,400	28,796	1 x 2
	WDS011^E2A	32,438	33,834	35,230	36,626	1 x 2
	WDS012^E2A	35,872	37,268	38,664	40,060	1 x 2
	WDS016^E3A	49,644	51,738	53,832	55,926	1 x 3
	WDS018^E3A	54,406	56,500	58,594	60,688	1 x 3
	WDS021^E4A	68,048	70,840	73,632	76,424	1 x 4
	WDS025^E4A	76,297	79,089	81,881	84,673	1 x 4
	WDS028^E5A	86,453	89,943	93,433	96,923	1 x 5
	WDS032^E5A	95,819	99,309	102,799	106,289	1 x 5
	WDS040^E6A	121,917	126,105	130,293	134,481	1 x 6
	WDS046^E7A	142,535	147,421	152,307	157,193	1 x 7
DOUBLE FAN WIDTH	WDD016^E2A	52,758	55,550	58,342	61,134	2 x 2
	WDD021^E2A	68,048	70,840	73,632	76,424	2 x 2
	WDD025^E2A	75,620	78,412	81,204	83,996	2 x 2
	WDD032^E3A	104,420	108,608	112,796	116,984	2 x 3
	WDD037^E3A	114,362	118,550	122,738	126,926	2 x 3
	WDD043^E4A	139,706	145,290	150,874	156,458	2 x 4
	WDD050^E4A	155,642	161,226	166,810	172,394	2 x 4
	WDD055^E5A	178,226	185,206	192,186	199,166	2 x 5
	WDD063^E5A	195,666	202,646	209,626	216,606	2 x 5
	WDD080^E6A	248,110	256,486	264,862	273,238	2 x 6
WDD093^E7A	288,505	298,277	308,049	317,821	2 x 7	

- Factory Mounted Options & Shipped-Loose Accessories are found on pages 126-129.
- ^ Represents Voltage. "E" - 208-230/3/60, "G" - 460/3/60, "N" - 200-220/3/50 or "Q" - 380/3/50.
- These models fulfill California Title 24 condenser efficiency requirements when utilizing Variable Frequency Drives and 10 FPI coils.

# LARGE AIR-COOLED CONDENSERS

## Quantum Air™



### Models with 1200 RPM, Variable Speed EC Motors

	Model #	List Price (\$US)				Fan Configuration
		8 FPI	10 FPI	12 FPI	14 FPI	
SINGLE FAN WIDTH	WDS005^K1A	21,206	21,904	22,602	23,300	1 x 1
	WDS006^K1A	24,400	25,098	25,796	26,494	1 x 1
	WDS008^K1A	26,140	26,838	27,536	28,234	1 x 1
	WDS013^K2A	43,486	44,882	46,278	47,674	1 x 2
	WDS016^K2A	52,688	54,084	55,480	56,876	1 x 2
	WDS019^K2A	58,915	60,311	61,707	63,103	1 x 2
	WDS024^K3A	77,768	79,862	81,956	84,050	1 x 3
	WDS028^K3A	85,850	87,944	90,038	92,132	1 x 3
	WDS032^K4A	106,828	109,620	112,412	115,204	1 x 4
	WDS038^K4A	115,848	118,640	121,432	124,224	1 x 4
	WDS041^K5A	133,372	136,862	140,352	143,842	1 x 5
	WDS049^K5A	147,394	150,884	154,374	157,864	1 x 5
	WDS059^K6A	176,547	180,735	184,923	189,111	1 x 6
	WDS069^K7A	206,967	211,853	216,739	221,625	1 x 7
DOUBLE FAN WIDTH	WDD023^K2A	88,569	91,361	94,153	96,945	2 x 2
	WDD032^K2A	105,261	108,053	110,845	113,637	2 x 2
	WDD038^K2A	116,315	119,107	121,899	124,691	2 x 2
	WDD047^K3A	157,606	161,794	165,982	170,170	2 x 3
	WDD057^K3A	174,690	178,878	183,066	187,254	2 x 3
	WDD063^K4A	210,705	216,289	221,873	227,457	2 x 4
	WDD075^K4A	231,456	237,040	242,624	248,208	2 x 4
	WDD082^K5A	266,749	273,729	280,709	287,689	2 x 5
	WDD099^K5A	295,090	302,070	309,050	316,030	2 x 5
	WDD118^K6A	353,060	361,436	369,812	378,188	2 x 6
WDD138^K7A	414,636	424,408	434,180	443,952	2 x 7	

• Factory Mounted Options & Shipped-Loose Accessories are found on pages 126-129.

• ^ Represents Voltage. "E" - 208-230/3/60, "G" - 460/3/60, "N" - 200-220/3/50 or "Q" - 380/3/50.

# LARGE AIR-COOLED CONDENSERS

## Quantum Air™ Options



### FAN CONFIGURATION

"-" Not Available

	1 X 1	1 X 2	1 X 3	1 X 4	1 X 5	1 X 6	1 X 7
<b>DISCONNECT OPTIONS</b>							
Through the door non-fused disconnect	STANDARD						
Through the door fused disconnect	764	764	1,293	1,470	1,612	1,764	1,909
Main Power Circuit Breaker	1,567	1,567	1,941	1,941	1,941	1,941	1,941
<b>FAN CYCLING OPTIONS - REQUIRES CONTACTOR OPTION</b>							
Ambient fan cycling†	-	1,558	2,123	2,830	3,533	4,240	4,948
Mechanical Pressure fan cycling (per circuit) w/o Header†	-	2,343	2,566	3,416	4,273	5,128	5,977
Mechanical Pressure fan cycling (per circuit) w/ Header†	-	2,986	3,844	4,702	5,563	6,421	7,296
Electronic Pressure fan cycling (per circuit) w/o Header†	-	2,430	3,046	5,059	7,074	9,086	10,674
Electronic Pressure fan cycling (per circuit) w/ Header†	-	3,452	5,463	7,474	9,495	11,061	12,997

	2 X 2	2 X 3	2 X 4	2 X 5	2 X 6	2 X 7
<b>DISCONNECT OPTIONS</b>						
Through the door non-fused disconnect	STANDARD					
Through the door fused disconnect	1,470	1,764	2,276	2,793	3,311	3,825
Main Power Circuit Breaker	1,941	1,941	2,078	2,078	2,078	2,078
<b>FAN CYCLING OPTIONS - REQUIRES CONTACTOR OPTION</b>						
Ambient fan cycling†	1,558	2,123	2,830	3,533	4,240	4,948
Mechanical Pressure fan cycling (per circuit) w/o Header†	2,343	2,566	3,416	4,273	5,128	5,977
Mechanical Pressure fan cycling (per circuit) w/ Header†	2,986	3,844	4,702	5,563	6,421	7,296
Electronic Pressure fan cycling (per circuit) w/o Header†	2,430	3,046	5,059	7,074	9,086	10,674
Electronic Pressure fan cycling (per circuit) w/ Header†	3,452	5,463	7,474	9,495	11,061	12,997

**Note: Header fan is continuous run and not cycled.**

	ALL
<b>ELECTRONIC HEADER END FAN SPEED CONTROL - REQ. CONTACTOR &amp; FAN CYCLE ON 1X2 AND LARGER</b>	
Variable speed header end fan (1 or 2 Circuit) Electronic control - pressure†	Contact Factory

Notes and references for Options on page 129.

**Continued on next page...**

# LARGE AIR-COOLED CONDENSERS

## Quantum Air™ Options



### FAN CONFIGURATION

	1 X 1	1 X 2	1 X 3	1 X 4	1 X 5	1 X 6	1 X 7
<b>DISCONNECT OPTIONS // Control Boards</b>							
<b>Items with this mark also ‡ require the contactor option</b>							
CPC relay board + xfmr (1x1 thru 1x7 config) ‡							5,028
CPC relay board condenser split 50/50 (1 board + relay)							5,232
CPC analog speed control board and transformer							5,263
DANFOSS relay board + xfmr (1x1 thru 1x7 config) ‡							5,046
DANFOSS relay board condenser split 50/50 (relay) ‡							7,412
DANFOSS analog speed control board and transformer							5,827
VSEC Stand alone motor control (C450)	CONTACT FACTORY						
<b>CONTROL OPTIONS</b>							
Control Circuit Breaker (2P - 15A)							505
Control circuit transformer†							953
	2 X 2	2 X 3	2 X 4	2 X 5	2 X 6	2 X 7	
<b>DISCONNECT OPTIONS // Control Boards</b>							
<b>Items with this mark also ‡ require the contactor option</b>							
CPC relay board + xfmr (2x2 thru 2x4 config) ‡		5,028			Not Available		
CPC relay boards (2)+ xfmr (2x5 thru 2x7 config) ‡		Not Available			9,429		
CPC relay board condenser split 50/50 (1 board + relay)							5,232
CPC analog speed control board and transformer							5,263
DANFOSS relay board + xfmr (2x2 thru 2x4 config) ‡		5,046			Not Available		
DANFOSS relay boards (2) + xfmr (2x5 thru 2x7 config) ‡		Not Available			10,346		
DANFOSS relay board condenser split 50/50 (relay) ‡							7,412
DANFOSS analog speed control board and transformer							5,827
VSEC Stand alone motor control (C450)	CONTACT FACTORY						
<b>CONTROL OPTIONS</b>							
Control Circuit Breaker (2P - 15A)							505
Control circuit transformer†							953

Notes and references for Options on page 129.

**Continued on next page...**

# LARGE AIR-COOLED CONDENSERS

## Quantum Air™ Options



### FAN CONFIGURATION

	1 X 1	1 X 2	1 X 3	1 X 4	1 X 5	1 X 6	1 X 7
<b>FAN CONTROL OPTIONS (CONTACTORS)</b>							
Individual Motor Contactors†	400	801	1,201	1,602	2,002	2,402	2,803
Individual motor fuses†	404	807	1,211	1,614	2,018	2,421	2,825
Individual circuit breakers††	1,119	2,238	3,357	4,476	5,595	6,714	7,833
Individual motor terminal blocks†	284	568	852	1,136	1,420	1,704	1,987
Fan toggle switches - per fan (to control contactors)†							
	2 X 2	2 X 3	2 X 4	2 X 5	2 X 6	2 X 7	
<b>FAN CONTROL OPTIONS (CONTACTORS)</b>							
Individual Motor Contactors†	1,602	2,402	3,203	4,004	4,805	5,606	
Paired Motor Contactors†	801	1,201	1,602	2,002	2,402	2,803	
NEMA rated Contactors - Individual†	6,569	9,853	13,137	16,422	19,706	22,990	
NEMA rated Contactors - PAIRED†	3,284	4,926	6,569	8,211	9,853	11,495	
Individual motor fuses†	1,614	2,421	3,228	4,035	4,842	5,649	
Paired motor fuses†	807	1,211	1,614	2,018	2,421	2,825	
Individual circuit breakers††	4,476	6,714	8,952	11,190	13,428	15,667	
Paired circuit breakers††	2,238	3,357	4,476	5,595	6,714	7,833	
Individual motor terminal boards†	1,136	1,704	2,271	2,839	3,407	3,975	
Paired motor terminal blocks†	568	852	1,136	1,420	1,704	1,987	
Fan toggle switches - per fan (to control contactors)†	674	1,011	1,348	1,685	2,022	2,359	
Fan toggle switches - PAIRED (to control contactors)†	337	505	674	842	1,011	1,179	
Fan toggle switches - per fan (to control Motors)†	3,058	4,586	6,115	7,644	9,173	10,702	
Fan toggle switches - PAIRED (to control Motors)†	1,529	2,293	3,058	3,822	4,586	5,351	

Notes and references for Options on page 129.

**Continued on next page...**



# LARGE AIR-COOLED CONDENSERS

## Quantum Air™ Options



### FAN CONFIGURATION

	1 X 1	1 X 2	1 X 3	1 X 4	1 X 5	1 X 6	1 X 7
<b>BUILD OPTIONS**</b>							
Horizontal Air Discharge	1,130	1,652	2,435	2,988	3,513	4,042	4,535
Stainless Steel Housing	CONTACT APPLICATION ENGINEERING						
Leg length - 21" or 30" - Standard Vertical air discharge	237	471	705	705	705	869	1,104
Leg length - 46" (Vertical air discharge only)	282	558	834	834	834	1,028	1,299
Sealtite wiring to motor rail	352	436	661	891	1,098	1,326	1,545
Sealtite wiring to electrical box	1,168	2,332	3,500	4,666	5,830	6,997	8,166
Condenser Base with 23" legs (Vertical air discharge only)	2,859	4,127	5,397	7,728	9,351	10,719	12,451
Condenser / Receiver Assembly (Vertical air discharge only)	CONTACT APPLICATION ENGINEERING						
Header End control panel mounting (Specify location change)	NO ADDITIONAL CHARGE FOR THIS FEATURE						
	2 X 2	2 X 3	2 X 4	2 X 5	2 X 6	2 X 7	
<b>BUILD OPTIONS**</b>							
Horizontal Air Discharge	3,308	4,817	5,973	7,026	8,080	9,074	
Stainless Steel Housing	CONTACT APPLICATION ENGINEERING						
Leg length - 21" or 30" - Standard Vertical air discharge	471	705	705	705	869	1,104	
Leg length - 46" (Vertical air discharge only)	558	834	834	834	1,028	1,299	
Sealtite wiring to motor rail	891	1,326	1,764	2,210	2,649	3,075	
Sealtite wiring to electrical box	4,666	6,997	9,330	11,665	13,996	16,329	
Condenser Base with 23" legs (Vertical air discharge only)	4,127	5,397	7,728	9,351	11,148	12,950	
Condenser / Receiver Assembly (Vertical air discharge only)	CONTACT APPLICATION ENGINEERING						
Header End control panel mounting (Specify location change)	NO ADDITIONAL CHARGE FOR THIS FEATURE						

\* Multiple valves or manifolds are required for multi-circuit condensers.  
 \*\* Contact Application Engineering to obtain price quotes for special fin materials or coatings.

† This option is not available for condensers with VSEC motors.  
 †† Units with VSEC motors include individual circuit breaker. Paired circuit breakers are not available.

# SMALL AIR-COOLED CONDENSERS

## Multi-Con



### Standard Features

- ▶ Direct drive motor arrangement
- ▶ Vertical air flow
- ▶ 1075 or 850 RPM motors
- ▶ Motors with inherent thermal overload protection
- ▶ Copper tube, aluminum fin coils
- ▶ Leak tested at 450 PSIG
- ▶ Vinyl coated heavy gauge steel fan guards
- ▶ Heavy gauge galvanized steel construction for superior corrosion resistance
- ▶ Internal divider isolates fan cells (2 fan models)

### Options

- ▶ Fan cycling head pressure control (2 fan models)
- ▶ Variable speed fan control (header end fan only)
- ▶ Flooded head pressure control
- ▶ Sub-cooling circuit
- ▶ Horizontal air flow
- ▶ Multi-circuited coils
- ▶ Wide selection of fin coatings and materials

### Nomenclature


W	D	S	007	D	A	2	B	1	2	A	1	A
I	II	III	IV	V	VI	VII	VIII	IX	X	XI	XII	XIII
I Model Series W - Witt	II Uni Type D - Condenser	III Series S - Single fan wide	IV Capacity - 3 Number Characters	V Voltage Code A - 115/1/60/1/60 D - 208-230 V/1/60 E - 208-230 V/3/60 F - 460 V/1/60 G - 460 V/3/60 X - Other	VI Motor/Fan Type A - 1075 RPM, 0.33 HP, Metal Blade C - 850 RPM, 0.25 HP, Metal Blade H - 1075 RPM, 0.5 HP Totally Enclosed, Metal Blade X - Other	VII Length in Fans - 1 or 2	VIII Coil Density A - 8 FPI B - 10 FPI C - 12 FPI D - 14 FPI X - Other	IX Coil Material and Coating Options* 1 - Aluminum fins 2 - Copper fins 3 - Al + AST coating 6 - Al + Heresite 7 - Al + Polyester coat - Pre-coated Fin Material X - Other	X Housing Material and Coatings* 2 - Galvanized 7 - Stainless Steel 316L X - Other	XI Unit Design Configuration A - Vertical Fan Discharge, Standard Legs E - Vertical Fan Discharge, 30° Legs N - Horizontal Fan Discharge, Standard Legs	XII Circuit Splitting Options 1 - Full 2 - 50/50 X - Other	XIII Vintage Code - Single Alphanumeric Character A - Initial Release

Codes D, E, F, & G can be used w/50 or 60 Hz power

**Contact Application Engineering to obtain price quotes for special fin materials or coatings.**

# SMALL AIR-COOLED CONDENSERS

## Multi-con



### 1075 RPM .33 HP Motors

Model #	10 FPI List Price	Fan Configuration
WDS001DA1B12A1A	4,253	1 x 1
WDS002DA1B12A1A	5,580	1 x 1
WDS003DA1B12A1A	6,232	1 x 1
WDS005DA1B12A1A	11,390	1 x 1
WDS007DA2B12A1A	14,264	1 x 2
WDS009DA2B12A1A	17,458	1 x 2
WDS011DA2B12A1A	19,602	1 x 2

### 850 RPM .25 HP Motors

Model #	10 FPI List Price	Fan Configuration
WDS001DC1B12A1A	4,662	1 x 1
WDS002DC1B12A1A	6,689	1 x 1
WDS003DC1B12A1A	7,648	1 x 1
WDS004DC1B12A1A	12,072	1 x 1
WDS006DC2B12A1A	14,891	1 x 2
WDS008DC2B12A1A	18,720	1 x 2
WDS009DC2B12A1A	20,348	1 x 2

### 1075 RPM .33 HP Motors // Totally Enclosed

Model #	10 FPI List Price	Fan Configuration
WDS001DH1B12A1A	6,187	1 x 1
WDS002DH1B12A1A	7,515	1 x 1
WDS003DH1B12A1A	8,170	1 x 1
WDS005DH1B12A1A	13,324	1 x 1

Model #	10 FPI List Price	Fan Configuration
WDS007DH2B12A1A	18,134	1 x 2
WDS009DH2B12A1A	21,329	1 x 2
WDS011DH2B12A1A	23,471	1 x 2

Continued

### Position V // Available Voltage Options\*

Voltage Codes	Adders Per Fan Section	Available Based Upon Position VI // Motor Options
A - 115/1/60	N/C	Only available with motor option A
D - 208-230/1/60	-	Available with motor options A & C
E - 208-230/3/60	227	Available with motor options A & C
F - 460/1/60	N/C	Available with motor options A & C
G - 460/3/60	227	Available with motor options A & C

### Position VI // Available Motor // Fan Type Options\*

Motor Type	Adder Per Fan	Available Based Upon Position V // Voltage
A - 1075, 0.33 HP	-	Available in Voltage Codes A, D, E, F, G
C - 850 RPM, 0.25 HP	-	Available in Voltage Codes D, E, F, G
H - 1075, 0.5 HP	-	Available in Voltage Codes E & G

N/A - Not Available • N/C - No Additional Charge • \_ - Base Model Feature • Additional notes and references on next page

# SMALL AIR-COOLED CONDENSERS

## Multi-Con



**Position VII // Indicates Length In Fans (1 or 2)**

**Position VIII // Coil Density Options Price Add Or Deduct (8 FPI)**

Fan Configuration	A - 8 FPI	B - 10 FPI	C - 12 FPI	D - 14 FPI
1 x 1	(548)	-	698	1,396
1 x 2	(1,094)	-	1,396	2,784

**Position IX // Coil Material & Coating Options\*\***

Aluminum fins (standard) / Copper fins / Other

No coating (standard) / Al + AST coating / Al + heresite coating / Al + polyester coat - Pre coated fin material / Other

**Position X // Housing Material & Coating Options\*\***

Galvanized (standard) / Aluminum / Stainless Steel 316L / Other

**Position XI // Unit Design Configuration**

Leg Configuration	Fan Config. 1 x 1	Fan Config. 1 x 2
A - Vertical fan discharge, standard 15" legs	-	-
E - Vertical fan discharge, standard 30" legs	252	252
N - Horizontal fan discharge, standard legs	-	-

**Position XII // Circuit Splitting Options\*\***

Full (standard) / 50/50 / Multi-circuiting / Sub-cooling circuit / Other

**Available Options\*\***

Fan cycling head pressure control (2 fan model only)

Variable speed fan control (header end fan only)

Flooded head pressure control (shipped loose)

N/A - Not Available • N/C - No Additional Charge • - - Base Model Feature

\* Codes D, E, F, and G can be used with 50 or 60 Hz power

\*\* Contact Application Engineering to obtain price quotes for special fin materials, coating, circuit splitting, and available options

- Horizontal discharge orientation is available using standard leg arrangement code A
- Floating coil is not available for small condensers

# Packaged Refrigeration System

## All-In-One



### Standard Features

- ▶ EcoNet Enabled to maximize energy efficiency with less compressor runtime
- ▶ EcoNet optimizes defrost by using adaptive defrost or managing compressor runtime
- ▶ EcoNet improves product quality by reducing temperature fluctuation
- ▶ Factory pre-charged with R-448A
- ▶ One electrical wiring point with the ability to add a plug on select models
- ▶ Standard boil-out pan with an option to mount a drain line
- ▶ Lift-off panels & large electrical box

### Options

- ▶ Roof Kit
- ▶ Hail Guard
- ▶ Power cords

**BTUH**

Medium Temperature  
4,790 - 15,830

Low Temperature  
3,790 - 15,130

### Nomenclature

<b>H</b>	<b>P</b>	<b>H</b>	<b>050</b>	<b>M</b>	<b>48</b>	<b>A</b>	<b>A</b>
Brand	Product	Compressor	Horsepower	Temperature	Refrigerant	Voltage	Vintage
HTPG	Packaged Refrigeration System	H - Hermetic O - Scroll		M - Medium L - Low D - Medium Electric Defrost	48 - R-448A	A - 115/1/60 D - 230/1/60	



DOE AWEF values for specific models in a given application can be found in the Product Brochure on our website.

# ALL-IN-ONE

## Package Refrigeration System



### Medium Temperature // Air Defrost // R-448A

Model	Compressor Type	Compressor HP	Voltage	Cabinet Size	List Price (\$US)	Extended Compressor Warranty Part #	Extended Compressor Warranty Net Price
HPH050M48AA	Hermetic	0.5	115/1/60	Small	17,651	COMPWWH1	205
HPH055M48AA	Hermetic	0.5	115/1/60	Small	17,802	COMPWWH1	205
HPO080M48AA	Scroll	0.75	115/1/60	Small	18,349	COMPWWO1	381
HPO100M48AA	Scroll	1	115/1/60	Small	19,294	COMPWWO1	381
HPO120M48AA	Scroll	1.25	115/1/60	Large	25,345	COMPWWO1	381
HPH050M48DA	Hermetic	0.5	230/1/60	Small	17,724	COMPWWH1	205
HPH055M48DA	Hermetic	0.5	230/1/60	Small	17,884	COMPWWH1	205
HPO080M48DA	Scroll	0.75	230/1/60	Small	19,221	COMPWWO1	381
HPO100M48DA	Scroll	1	230/1/60	Small	22,812	COMPWWO1	381
HPO120M48DA	Scroll	1.25	230/1/60	Large	25,149	COMPWWO1	381
HPO150M48DA	Scroll	1.5	230/1/60	Large	29,560	COMPWWO1	381

### Medium Temperature // Electric Defrost // R-448A

Model	Compressor Type	Compressor HP	Voltage	Cabinet Size	List Price (\$US)	Extended Compressor Warranty Part #	Extended Compressor Warranty Net Price
HPH050D48DA	Hermetic	0.5	230/1/60	Small	19,496	COMPWWH1	205
HPH055D48DA	Hermetic	0.5	230/1/60	Small	19,673	COMPWWH1	205
HPO080D48DA	Scroll	0.75	230/1/60	Small	20,182	COMPWWO1	381
HPO100D48DA	Scroll	1	230/1/60	Small	23,953	COMPWWO1	381
HPO120D48DA	Scroll	1.25	230/1/60	Large	26,407	COMPWWO1	381
HPO150D48DA	Scroll	1.5	230/1/60	Large	31,038	COMPWWO1	381

### Low Temperature // Electric Defrost // R-448A

Model	Compressor Type	Compressor HP	Voltage	Cabinet Size	List Price (\$US)	Extended Compressor Warranty Part #	Extended Compressor Warranty Net Price
HPO150L48DA	Scroll	1.5	230/1/60	Small	29,942	COMPWWO1	381
HPO250L48DA	Scroll	2.5	230/1/60	Small	32,533	COMPWWO1	381
HPO300L48DA	Scroll	3	230/1/60	Large	38,470	COMPWWO2	500
HPO350L48DA	Scroll	3.5	230/1/60	Large	44,308	COMPWWO2	500

# ALL-IN-ONE Package Refrigeration System



## Roof Kits

Part #	Cabinet Size	List Price (\$US)
08537719	Small	2,442
08537720	Large	2,442

## Hail Guards

Part #	Cabinet Size	List Price (\$US)
08537721	Small	1,790
08537722	Large	1,790

## Power Cords

"-" Not Available

	Model	Part #	NEMA Receptacle	List Price (\$US)
MEDIUM TEMP AIR	HPH050M48AA	08538541	5-20R	203
	HPH055M48AA	08538541	5-20R	203
	HPO080M48AA	08538541	5-20R	203
	HPO100M48AA	-	-	-
	HPO120M48AA	-	-	-
	HPH050M48DA	08238542	6-15R	203
	HPH055M48DA	08238542	6-15R	203
	HPO080M48DA	08238542	6-15R	203
	HPO100M48DA	08238542	6-15R	203
	HPO120M48DA	08238542	6-15R	203
	HPO150M48DA	-	-	-
MED. TEMP ELECTRIC	HPH050D48DA	08238542	6-15R	203
	HPH055D48DA	08238542	6-15R	203
	HPO080D48DA	08238542	6-15R	203
	HPO100D48DA	08238542	6-15R	203
	HPO120D48DA	08238542	6-15R	203
	HPO150D48DA	08538543	6-20R	203
LOW TEMP ELECTRIC	HPO150L48DA	08238542	6-15R	203
	HPO250L48DA	08538543	6-20R	203
	HPO300L48DA	-	-	-
	HPO350L48DA	-	-	-

- 1 Applicable Law and Terms of Sale: All orders shall be subject to the following terms and conditions notwithstanding any additional or contrary printed terms and conditions of Buyer. Such additional or contrary terms shall not bind Seller unless accepted in writing even though such terms do not materially alter the terms hereof. No oral statements, warranties, stipulations, representations or terms shall have any binding effect or be any part of the contract whatsoever.
- 2 Orders: All orders must be in writing and will be binding when our order acknowledgment is mailed. Orders are accepted subject to strikes, fires, accidents, and other causes beyond our reasonable control. Acceptance of your order is conditioned upon an agreement to hold us harmless by reason of delivery delays.
- 3 Prices: Subject to change without notice, and all quotations, unless otherwise specified, are binding only for immediate acceptance. Prices are based on material made to Seller's standard tolerances, unless otherwise specified.
- 4 Freight: All products are shipped FOB Point of Shipment with full freight allowed on single orders with a net price value of \$10,000.00 or more, except surface coils and parts, within the continental USA (excluding Alaska and Hawaii). Shipments to destinations outside the continental USA, that meet freight allowance requirements, will incur charges for the additional transport beyond the USA border. Seller reserves the choice of transportation mode, carrier, and shipping point. If special routing (dedicated/contract haul, flatbed delivery, appointment to meet a crane, etc.) is required/requested for a purchase order of \$10,000.00 or greater, Buyer will be assessed a special delivery charge per truck. Charges of \$80 per hour resulting from excessive unloading time, beyond the allotted "free time" (two hours per stop on partial loads and/or full truck loads), as defined by the carrier, is subject to being passed on to the customer. The responsibility of the Seller shall cease upon delivery of product in good condition to a common carrier (TL, LTL, FLATBED, ETC). Since all goods are shipped at Buyer's risk, they should be examined carefully before signing delivery receipt. If common carrier tenders delivery of goods in damaged condition or if packages delivered do not correspond with the number called for on the freight bill, Buyer should insist on common carrier's agent (DRIVER) making notation of the condition of shortages or damage on delivery receipt. The Buyer should never refuse freight from the common carrier. Filing freight claims are under the responsibility of the Buyer, and this will enable them to secure prompt payment of claim for damaged or lost material. Sometimes damage or loss is not readily apparent, so it is suggested that Buyer thoroughly inspect each shipment as soon as it is received for concealed loss or damage. Refer to HTPG's 2019 Freight Policy for further information.
- 5 Taxes: Any sales, use, excise, or similar tax payable by Seller which is or may be imposed by any taxing authority upon manufacture, sale or delivery of goods covered by any order or any increase in rate of any such tax now in force, shall be added to the sales price; if not collected at the time of payment of sales price, Buyer will hold Seller harmless.
- 6 Limited Warranty: Seller warrants against defect in materials and workmanship in products which it manufactures for (1) year from date of installation or up to (18) eighteen months from the date of shipment, whichever event occurs first, when properly installed and operated under normal use. This guarantee does not include any labor or other charges made outside of the Seller's factory for replacement or repair of defective parts unless specifically stated in the body of the Seller's invoice. On parts not manufactured by Seller, such as motors, controls, valves and compressors we extend to the Buyer the same warranties made to us by the manufacturer. Seller's only liability under this warranty or otherwise shall be the repair or replacement (at Seller's option) of non-conforming goods or parts. Seller assumes no liability for incidental or consequential damages such as injury to person or property, or lost profits.
- 7 THIS GUARANTEE SUPERSEDES AND IS IN LIEU OF ANY AND ALL OTHER WARRANTIES BY LAW OR CUSTOM, EITHER EXPRESSED OR IMPLIED INCLUDING, BUT NOT LIMITED BY THIS ENUMERATION, ANY GUARANTEE AS TO QUALITY OR FITNESS FOR ANY PARTICULAR PURPOSE, EXCEPT AS SET FORTH ABOVE. NO PERSON, AGENT, OR DEALER IS AUTHORIZED TO GIVE ANY WARRANTIES ON BEHALF OF SELLER NOR TO ASSUME FOR SELLER ANY OTHER LIABILITY IN CONNECTION WITH ANY OF THE SELLER'S PRODUCTS.
- 8 Delivery: Seller shall not be liable for any delays in or failure of delivery due to acts of God or public authority, labor disputes, accidents, fires, floods, extreme weather conditions, failure of and delays by carriers, shortages of material, delays of a supplier, and any other cause beyond Seller's control. In no event shall Seller be liable for consequential or special damages arising out of a delay in or failure of delivery. Failure to meet estimated ship dates will not be considered sufficient cause of cancellation of orders.
- 9 Cancellations and Returned Goods: Permission to return any part or product must be obtained from Seller and may be subject to a restocking charge. Credits for new material accepted for return will be at the original sales price or current market price, whichever is lower, less handling and restocking charges. Buyer must prepay all transportation charges. Any costs for putting material in condition for resale will be charged to the Buyer. Shipment of material returned without factory authorization or not properly tagged with a Return Material Authorization Number or not freight prepaid cannot be received by Seller. Obsolete products or material made to special order are not returnable.
- 10 Catalog Materials and Drawings: Seller is not responsible for typographical errors or other errors of omission in Seller's catalogs or drawings.
- 11 Late Charge Provision: Buyer agrees to pay a late charge of 1-1/2% per month (18% per year) for any invoice or bill not paid within (30) thirty days of the date of the billing invoice.
- 12 Choices of law, Disputes: This agreement and the performance of the parties hereunder shall be construed in accordance with and governed by the laws of the State of Georgia and shall be deemed made in the state. Buyer irrevocably consents to the exclusive jurisdiction of the courts of Fulton County, on all matters arising out of or relating to this sale and Buyer further irrevocably consents to service of process by certified mail, return receipt requested, at Buyer's address set forth in the order acknowledgment.





---

[Witt.HTPG.com](http://Witt.HTPG.com)

**Main** 256-259-7400

**Equipment Orders** 800-288-9488 or [equipment@htpg.com](mailto:equipment@htpg.com)

**Parts** 855-HTPARTS (1-855-487-2787) or [parts@htpg.com](mailto:parts@htpg.com)