




EQUIPMENT PRICE LIST

MARCH 2025



COMMERCIAL REFRIGERATION



ORDERS

All products, except surface coils and parts, are shipped F.O.B. point of shipment with full freight allowed on single orders with a net price value of \$10,000 or more, within the continental USA (excluding Alaska and Hawaii). Buyer will bear all additional costs for special routing or handling requests.



256-259-7400
Customer Service

1-800-288-9488
Equipment Orders

1-855-HTPARTS (1-855-487-2787)
Parts Orders



equipment@htpg.com

parts@htpg.com



Witt.HTPG.com

WARRANTY

The Seller warrants against defect in materials and workmanship in products which it manufactures for (1) year from the date of installation or up to 18 (eighteen) months from the date of shipment, whichever event occurs first, when properly installed and operated under normal use. This guarantee does not include any labor or other charges made outside of the Seller's factory for replacement or repair of defective parts unless specifically stated in the body of the Seller's invoice. On parts not manufactured by HTPG, such as motors, controls, valves and compressors we extend to the Buyer the same warranties made to us by the manufacturer.

The Seller's only liability under this warranty or otherwise shall be the repair or replacement (at Seller's option) of nonconforming goods or parts. Seller assumes no liability for incidental or consequential damages such as injury to persons or property, or lost profits.

Claims must be submitted to our Warranty Group within 90 days of the repair.

To submit a claim, visit <https://www.htpg.com/submit-a-claim/>

VIEW TERMS & WARRANTY

CONTENTS





MODEL NOMENCLATURE

Not all combinations of nomenclature are available. For specific offering, see following pages or consult with one of our sales representatives.

ASL	A	2	5	061	A	D	A
Product Line	Defrost Type	No. of Fans	Fins Per Inch (FPI)	Capacity	Voltage	Motor Type	Vintage
ASL - Slim Temp Display Case	A - Air E - Electric	2 to 6		# x 100 = BTUH	A - 115/1/60 D - 230/1/60	D - Dual Speed EC	

MODELS



DOE AWEF values for specific models in a given application can be found in the Product Brochure on our website.

ASLA/ASLE



BTUH

4,600 to 17,300

STANDARD FEATURES

- ▶ Dual Speed EC Motors
- ▶ Fan motors are permanently lubricated and thermally or electronically protected
- ▶ Electrical connections located at end opposite refrigerant connections for easier installation
- ▶ Air or Electric Defrost models
- ▶ UL/cUL certified for use with multiple refrigerants
- ▶ NSF approved for use in food preparation areas
- ▶ All aluminum low silhouette housing

OPTIONS

- ▶ Protective Russ-Proof* epoxy coil coating extends the life of the coil

AIR DEFROST

Standard Coil				Coated Coil (Russ-Proof*)			
115 V		230 V		115 V		230 V	
Model No.	List Price (\$US)	Model No.	List Price (\$US)	Model No.	List Price (\$US)	Model No.	List Price (\$US)
ASLA25048ADA	5,764	ASLA25048DDA	5,764	ASLA25048ADARP	7,713	ASLA25048DDARP	7,713
ASLA25061ADA	5,933	ASLA25061DDA	5,933	ASLA25061ADARP	7,829	ASLA25061DDARP	7,829
ASLA35073ADA	6,362	ASLA35073DDA	6,362	ASLA35073ADARP	8,430	ASLA35073DDARP	8,430
ASLA45098ADA	7,642	ASLA45098DDA	7,642	ASLA45098ADARP	9,603	ASLA45098DDARP	9,603
ASLA55122ADA	8,958	ASLA55122DDA	8,958	ASLA55122ADARP	10,929	ASLA55122DDARP	10,929
ASLA65158ADA	10,182	ASLA65158DDA	10,182	ASLA65158ADARP	12,295	ASLA65158DDARP	12,295

ELECTRIC DEFROST

Standard Coil	
230 V	
Model No.	List Price (\$US)
ASLE25046DDA	6,167
ASLE25058DDA	6,453
ASLE35070DDA	6,937
ASLE45094DDA	8,321
ASLE55117DDA	9,686
ASLE65150DDA	10,983

FACTORY MOUNTED OPTIONS

Option	List Price Adder (\$US)
Thermostatic Expansion Valve (TXV)	725
Liquid Line Solenoid Valve (LLSV)	525
Mechanical Thermostat	535
Electronic Expansion Valve (EEV)	2,332

SHIPPED-LOOSE OPTIONS

Option	List Price Adder (\$US)
Thermostatic Expansion Valve (TXV)	590
Liquid Line Solenoid Valve (LLSV)	497
Mechanical Thermostat	503

See page 4 for nomenclature

\$78 List Adder for 3-prong Electrical Connector

* Must specify white or black Russ-Proof



MODEL NOMENCLATURE

Not all combinations of nomenclature are available. For specific offering, see following pages or consult with one of our sales representatives.

W	W	6	E	143	E	D	A
Brand	Style	Fins Per Inch (FPI)	Defrost Type	Capacity	Voltage	Motor Type	Vintage
W - Witt	L - Low Profile U - Low Profile Reverse Connections E - Center Mount V - Low Velocity Center Mount M - Medium Profile H - Heavy Duty Y - Heavy Duty Reverse Connections W - Warehouse Z - Warehouse Reverse Connections	6 FPI 4 FPI	A - Air E - Electric H - Hot Gas 3-Pipe w/Electric Drain Pan K - Hot Gas 3-Pipe w/Hot Gas Drain Pan G - Hot Gas Reverse w/Electric Drain Pan L - Hot Gas Reverse w/Hot Gas Drain Pan	# x 100 = BTUH <i>*multiply by 1,000 for Heavy Duty and Warehouse</i>	A - 115/1/60 D - 230/1/60 E - 208-230/3/60 F - 460/1/60 G - 460/3/60	D - Dual Speed EC T - 3 Phase H - 3 Phase + High-Static (Pressure Prop) Fan Blades	

MODELS



DOE AWEF values for specific models in a given application can be found in the Product Brochure on our website.

NEXT-GEN ALL-TEMP LOW PROFILE

Small to Medium Walk-Ins
Cooler and Freezer Applications



Air Defrost	Electric Defrost	Hot Gas Defrost
4,100 - 45,900	2,700 - 33,000	2,700 - 33,000

MODEL NOMENCLATURE // CONFIGURABLE BASE MODEL

W	L	6	E	042	E	D	A
Brand	Connections	Fins Per Inch (FPI)	Defrost Type	Capacity	Voltage	Motor Type	Vintage
W - Witt	L - Standard U - Reverse	6 FPI 4 FPI	A - Air E - Electric H - Hot Gas 3-Pipe G - Hot Gas Reverse	# x 100 = BTUH	A - 115/1/60 D - 230/1/60 E - 208-230/3/60	D - Dual Speed EC	

PRE-CONFIGURATION CODES²

A	S	L
Refrigerant	Valve	Pre-assembly Code
A - R404A R - EcoNet Approved Refrigerants ³ S - R407A, R448A, R449A/B	O - Sporlan OEV S - Sporlan SER	C - Mounted TXV, LLSV & Electronic Thermostat E - EcoNet 1.0 Control Package ⁴ F - EcoNet 2.0 Control Package ⁴ L - Mounted TXV, LLSV & Mechanical Thermostat ⁵




DOE AWEF values for specific models in a given application can be found in the Product Brochure on our website.

Continued on next page

NEXT-GEN ALL-TEMP LOW PROFILE

Small to Medium Walk-Ins
Cooler and Freezer Applications



Air Defrost	Electric Defrost	Hot Gas Defrost
4,100 - 45,900	2,700 - 33,000	2,700 - 33,000

STANDARD FEATURES

- ▶ Textured aluminum construction
- ▶ All units are provided with sweat refrigerant connections
- ▶ All units suitable for use with R404A, R407A, R407C, R407F, R448A, R449A/B
- ▶ Flush ceiling mount with slotted hangers and hinged access end panels
- ▶ Face mounted heaters and fixed defrost termination, fan delay and heater safety controls
- ▶ Dual Speed EC motors are compliant with California Title 24 regulations

OPTIONS

- ▶ Coated aluminum fins
- ▶ EcoNet® Enabled Unit Cooler controller
- ▶ EcoNet Command Center
- ▶ Coated housing
- ▶ Adjustable termination/fan delay control
- ▶ Insulated drain pan

1 Refrigerant and electrical connection locations have been changed for the Next-Gen All-Temp design. Standard connections "L" are now opposite of the legacy All-Temp models. Mirror connections "U" are the same end as legacy All-Temp models and are available only as built-to-order base units with no installed options.

2 Pre-Configuration Codes are used to show common Factory Mounted options. Pre-Configuration Codes are not available for every model. For specific model availability, see the respective Pre-Configuration pricing tables or contact your local Witt sales representative.

3 EcoNet approved refrigerants are: R404A, R407A, R407C, R448A, R449A/B, R507A.

4 EcoNet Control Package includes: EEV; suction pressure transducer; suction, entering air coil temp. thermistors; local on-board two-row LCD display and push-button adjustments. (EcoNet replaces TXV, liquid line solenoid valve, room thermostat, defrost termination and fan delay, and time clock.

EcoNet Control Package is not available in 50 Hz.

5 Models with Pre-configured Mechanical Components (TXV, LLSV and Mechanical or Electronic Thermostat) are rated for +25°FSS/10°FTD (Air Defrost) and -20°FSS/10°FTD (Electric Defrost).

• CO2 and Glycol Next-Gen All-Temp Unit Coolers available. If required, please contact factory.

NEXT-GEN ALL-TEMP • LOW PROFILE

AIR DEFROST CONFIGURABLE BASE MODELS

No. of Fans	DUAL SPEED EC MOTORS - 6 FPI			
	115 V		230 V	
	Model No.	List Price (\$US)	Model No.	List Price (\$US)
1	WL6A041ADA	2,986	WL6A041DDA	2,986
	WL6A052ADA	3,066	WL6A052DDA	3,066
	WL6A066ADA	3,559	WL6A066DDA	3,559
2	WL6A073ADA	4,651	WL6A073DDA	4,651
	WL6A094ADA	5,268	WL6A094DDA	5,268
	WL6A117ADA	5,534	WL6A117DDA	5,534
	WL6A130ADA	5,909	WL6A130DDA	5,909
3	WL6A141ADA	7,149	WL6A141DDA	7,149
	WL6A161ADA	7,939	WL6A161DDA	7,939
	WL6A181ADA	8,652	WL6A181DDA	8,652
4	WL6A195ADA	9,322	WL6A195DDA	9,322
	WL6A235ADA	11,305	WL6A235DDA	11,305
	WL6A260ADA	12,319	WL6A260DDA	12,319
5	WL6A295ADA	14,126	WL6A295DDA	14,126
6	WL6A330ADA	15,162	WL6A330DDA	15,162
	WL6A390ADA	17,024	WL6A390DDA	17,024

EC motors are rated for 50Hz operations. Dual Speed EC motors are compliant with California Title 24 regulations. Dual Speed motor operation employs a relay to control motor speed • Reverse Connections (U) are available at no charge and cannot be ordered with any factory mounted options.

AIR DEFROST CONFIGURABLE OPTIONS

EcoNet 1.0 Control Package **no longer available**

# OF FANS	FACTORY MOUNTED OPTIONS // LIST PRICE ADDER (\$US)								
	TXV	EEV ¹	EcoNet 2.0 Control Package w/ Sporlan OEV	EcoNet 2.0 Control Package w/ Sporlan SER	KE2 Evaporator Defrost Control Package ²	LLSV ³	Mechanical Thermostat	Electronic Thermostat	Insulated Drain Pan
1	725	2,332	3,000	3,173	6,543	525	535	802	942
2	725	2,332	3,000	3,173	6,543	525	535	802	1,191
3	725	2,332	3,000	3,173	6,543	525	535	802	1,445
4	725	2,332	3,000	3,173	6,543	525	535	802	1,661
5	725	2,332	3,000	3,173	6,624	609	535	802	1,897
6	1,364	2,332	3,000	3,173	6,624	609	535	802	2,157

See notes on next page

NEXT-GEN ALL-TEMP • LOW PROFILE

AIR DEFROST PRE-CONFIGURED⁵ MODELS // CODE C // 115 V

Models include mounted TXV, LLSV, and Electronic Thermostat⁶

No. of Fans	DUAL SPEED EC MOTORS - 6 FPI		
	115 V		
	Model No. R404A	Model No. R407A, R448A, R449A/B	List Price (\$US)
1	WL6A041ADAAC	WL6A041ADASC	5,038
	WL6A052ADAAC	WL6A052ADASC	5,118
	WL6A066ADAAC	WL6A066ADASC	5,611
2	WL6A073ADAAC	WL6A073ADASC	6,703
	WL6A094ADAAC	WL6A094ADASC	7,320
	WL6A117ADAAC	WL6A117ADASC	7,586
	WL6A130ADAAC	WL6A130ADASC	7,961
3	WL6A141ADAAC	WL6A141ADASC	9,201
	WL6A161ADAAC	WL6A161ADASC	9,991
	WL6A181ADAAC	WL6A181ADASC	10,704
4	WL6A195ADAAC	WL6A195ADASC	11,374
	WL6A235ADAAC	WL6A235ADASC	13,357
	WL6A260ADAAC	WL6A260ADASC	14,371
5	WL6A295ADAAC	WL6A295ADASC	16,262
6	WL6A330ADAAC	WL6A330ADASC	17,937
	WL6A390ADAAC	WL6A390ADASC	19,799

AIR DEFROST CONFIGURABLE OPTIONS

- 1 Price Adder is for Electronic Expansion Valve (EEV) only. Controller not included and must be field supplied.
- 2 KE2 Evaporator Control Package includes KE2 OEM control board, Liquid Line Solenoid Valve (LLSV) and Electronic Expansion Valve (EEV).
- 3 LLS voltage must match the voltage applied to the motor.

Shipped-Loose Accessories are found on page 27 • Alternative Housing, Coil Coating & Housing Coating options are available. Contact Application Engineering for coated housing or alternate coil coating • ElectroFin, Bronz-Glow and Heresite are available coating options.

AIR DEFROST PRE-CONFIGURED MODELS

- 5 Pre-Configuration Codes are used to show common Factory Mounted options. Pre-Configuration Codes are not available for every model. For specific model availability, see the respective Pre-Configuration pricing tables or contact your local Witt sales representative.
- 6 Models with Pre-configured Mechanical Components (TXV, LLSV and Mechanical or Electronic Thermostat) are rated for +25°FSS/10°FDT (Air Defrost) and -20°FSS/10°FDT (Electric Defrost).

NEXT-GEN ALL-TEMP • LOW PROFILE

AIR DEFROST PRE-CONFIGURED¹ MODELS // CODE C // 230 V

Models include mounted TXV, LLSV, and Electronic Thermostat²

No. of Fans	DUAL SPEED EC MOTORS - 6 FPI		
	230 V		
	Model No. R404A	Model No. R407A, R448A, R449A/B	List Price (\$US)
1	WL6A041DDAAC	WL6A041DDASC	5,038
	WL6A052DDAAC	WL6A052DDASC	5,118
	WL6A066DDAAC	WL6A066DDASC	5,611
2	WL6A073DDAAC	WL6A073DDASC	6,703
	WL6A094DDAAC	WL6A094DDASC	7,320
	WL6A117DDAAC	WL6A117DDASC	7,586
	WL6A130DDAAC	WL6A130DDASC	7,961
3	WL6A141DDAAC	WL6A141DDASC	9,201
	WL6A161DDAAC	WL6A161DDASC	9,991
	WL6A181DDAAC	WL6A181DDASC	10,704
4	WL6A195DDAAC	WL6A195DDASC	11,374
	WL6A235DDAAC	WL6A235DDASC	13,357
	WL6A260DDAAC	WL6A260DDASC	14,371
5	WL6A295DDAAC	WL6A295DDASC	16,262
6	WL6A330DDAAC	WL6A330DDASC	17,937
	WL6A390DDAAC	WL6A390DDASC	19,799

1 Pre-Configuration Codes are used to show common Factory Mounted options. Pre-Configuration Codes are not available for every model. For specific model availability, see the respective Pre-Configuration pricing tables or contact your local Witt sales representative.

2 Models with Pre-configured Mechanical Components (TXV, LLSV and Mechanical or Electronic Thermostat) are rated for +25°FSST/10°FTD (Air Defrost) and -20°FSST/10°FTD (Electric Defrost).

NEXT-GEN ALL-TEMP • LOW PROFILE

AIR DEFROST PRE-CONFIGURED¹ MODELS // CODE RE // ECONET 1.0 ENABLED
 Models include EcoNet Control Package³

EcoNet 1.0 only available
 while supplies last

DUAL SPEED EC MOTORS - 6 FPI - 115 V		
No. of Fans	EcoNet Control Package^{2,3,4}	
	Model No.	List Price (\$US)
1	WL6A041ADARE	5,986
	WL6A052ADARE	6,066
	WL6A066ADARE	6,559
2	WL6A073ADARE	7,651
	WL6A094ADARE	8,268
	WL6A117ADARE	8,534
	WL6A130ADARE	8,909
3	WL6A141ADARE	10,149
	WL6A161ADARE	10,939
	WL6A181ADARE	11,652
4	WL6A195ADARE	12,322
	WL6A235ADARE	14,305
	WL6A260ADARE	15,319
5	WL6A295ADARE	17,126
6	WL6A330ADARE	18,162
	WL6A390ADARE	20,024

- 1 Pre-Configuration Codes are used to show common Factory Mounted options. Pre-Configuration Codes are not available for every model. For specific model availability, see the respective Pre-Configuration pricing tables or contact your local Witt sales representative.
- 2 EcoNet approved refrigerants are: R404A, R407A, R407C, R448A, R449A/B, R507A
- 3 EcoNet Control Package includes: EEV; suction pressure transducer; suction, entering air coil temp. thermistors; local on-board two-row LCD display and push-button adjustments. (EcoNet replaces TXV, liquid line solenoid valve, room thermostat, defrost termination and fan delay, and time clock.)
- 4 EcoNet Control Package is not available in 50 Hz.

NEXT-GEN ALL-TEMP • LOW PROFILE

AIR DEFROST PRE-CONFIGURED¹ MODELS // CODE RSF // ECONET 2.0 WITH SER VALVE
 Models include EcoNet 2.0 Control Package³

No. of Fans	DUAL SPEED EC MOTORS - 6 FPI - 115 V	
	Model No.	List Price (\$US)
1	WL6A041ADARSF	6,159
	WL6A052ADARSF	6,239
	WL6A066ADARSF	6,732
2	WL6A073ADARSF	7,824
	WL6A094ADARSF	8,441
	WL6A117ADARSF	8,707
	WL6A130ADARSF	9,082
3	WL6A141ADARSF	10,322
	WL6A161ADARSF	11,112
	WL6A181ADARSF	11,825
4	WL6A195ADARSF	12,495
	WL6A235ADARSF	14,478
	WL6A260ADARSF	15,492
5	WL6A295ADARSF	17,299
6	WL6A330ADARSF	18,335
	WL6A390ADARSF	20,197

1 Pre-Configuration Codes are used to show common Factory Mounted options. Pre-Configuration Codes are not available for every model. For specific model availability, see the respective Pre-Configuration pricing tables or contact your local Witt sales representative.

2 EcoNet approved refrigerants are: R404A, R407A, R407C, R448A, R449A/B, R507A

3 EcoNet Control Package includes: EEV; suction pressure transducer; suction, entering air coil temp. thermistors; local on-board two-row LCD display and push-button adjustments. (EcoNet replaces TXV, liquid line solenoid valve, room thermostat, defrost termination and fan delay, and time clock.)

4 EcoNet Control Package is not available in 50 Hz.

NEXT-GEN ALL-TEMP • LOW PROFILE

AIR DEFROST PRE-CONFIGURED¹ MODELS // CODE ROF // ECONET 2.0 WITH OEV VALVE
 Models include EcoNet 2.0 Control Package³

No. of Fans	DUAL SPEED EC MOTORS - 6 FPI - 115 V	
	Model No.	List Price (\$US)
1	WL6A041ADAROF	5,986
	WL6A052ADAROF	6,066
	WL6A066ADAROF	6,559
2	WL6A073ADAROF	7,651
	WL6A094ADAROF	8,268
	WL6A117ADAROF	8,534
	WL6A130ADAROF	8,909
3	WL6A141ADAROF	10,149
	WL6A161ADAROF	10,939
	WL6A181ADAROF	11,652
4	WL6A195ADAROF	12,322
	WL6A235ADAROF	14,305
	WL6A260ADAROF	15,319
5	WL6A295ADAROF	17,126
6	WL6A330ADAROF	18,162
	WL6A390ADAROF	20,024

1 Pre-Configuration Codes are used to show common Factory Mounted options. Pre-Configuration Codes are not available for every model. For specific model availability, see the respective Pre-Configuration pricing tables or contact your local Witt sales representative.

2 EcoNet approved refrigerants are: R404A, R407A, R407C, R448A, R449A/B, R507A

3 EcoNet Control Package includes: EEV; suction pressure transducer; suction, entering air coil temp. thermistors; local on-board two-row LCD display and push-button adjustments. (EcoNet replaces TXV, liquid line solenoid valve, room thermostat, defrost termination and fan delay, and time clock.)

4 EcoNet Control Package is not available in 50 Hz.

NEXT-GEN ALL-TEMP • LOW PROFILE

AIR DEFROST PRE-CONFIGURED¹ MODELS // CODE LModels include mounted TXV, LLSV, and Mechanical Thermostat²

No. of Fans	DUAL SPEED EC MOTORS - 6 FPI - 115 V			
	Mounted Components (404)		Mounted Components (High-Glide)	
	Model No.	List Price (\$US)	Model No.	List Price (\$US)
1	WL6A041ADAAL	4,771	WL6A041ADASL	4,771
	WL6A052ADAAL	4,851	WL6A052ADASL	4,851
	WL6A066ADAAL	5,344	WL6A066ADASL	5,344
2	WL6A073ADAAL	6,436	WL6A073ADASL	6,436
	WL6A094ADAAL	7,053	WL6A094ADASL	7,053
	WL6A117ADAAL	7,319	WL6A117ADASL	7,319
	WL6A130ADAAL	7,694	WL6A130ADASL	7,694
3	WL6A141ADAAL	8,934	WL6A141ADASL	8,934
	WL6A161ADAAL	9,724	WL6A161ADASL	9,724
	WL6A181ADAAL	10,437	WL6A181ADASL	10,437
4	WL6A195ADAAL	11,107	WL6A195ADASL	11,107
	WL6A235ADAAL	13,090	WL6A235ADASL	13,090
	WL6A260ADAAL	14,104	WL6A260ADASL	14,104
5	WL6A295ADAAL	15,995	WL6A295ADASL	15,995
6	WL6A330ADAAL	17,670	WL6A330ADASL	17,670
	WL6A390ADAAL	19,532	WL6A390ADASL	19,532

1 Pre-Configuration Codes are used to show common Factory Mounted options. Pre-Configuration Codes are not available for every model. For specific model availability, see the respective Pre-Configuration pricing tables or contact your local Witt sales representative.

2 Models with Pre-configured Mechanical Components (TXV, LLSV and Mechanical Thermostat) are rated for +25°FSS/10°FDT (Air Defrost) and -20°FSS/10°FDT (Electric Defrost).

NEXT-GEN ALL-TEMP • LOW PROFILE

ELECTRIC DEFROST CONFIGURABLE BASE MODELS

No. of Fans	DUAL SPEED EC MOTORS - 230 V			
	6 FPI		4 FPI	
	Model No.	List Price (\$US)	Model No.	List Price (\$US)
1	WL6E035DDA	4,074	WL4E027DDA	3,910
	WL6E042DDA	4,531	WL4E032DDA	4,349
	WL6E049DDA	4,986	WL4E038DDA	4,788
2	WL6E066DDA	6,283	WL4E051DDA	6,030
	WL6E077DDA	6,609	WL4E064DDA	6,347
	WL6E090DDA	6,804	WL4E080DDA	6,532
	WL6E105DDA	7,973	Not Available	
3	WL6E121DDA	8,914	WL4E094DDA	8,555
	WL6E142DDA	10,170	WL4E110DDA	9,765
4	WL6E162DDA	11,929	WL4E125DDA	11,449
	WL6E182DDA	13,163	WL4E141DDA	12,634
5	WL6E200DDA	14,802	WL4E155DDA	14,213
6	WL6E244DDA	17,365	WL4E195DDA	16,671
	WL6E281DDA	19,226	WL4E230DDA	18,457

EC motors are rated for 50Hz operations. Dual speed EC motors are compliant with California Title 24 regulations. Dual speed motor operation employs a relay to control motor speed. • Reverse Connections (U) are available at No Charge. Reverse Connection models cannot be ordered with any factory mounted options. • 5 & 6 fan electric defrost models are also available wired for 208-230/3/60. EcoNet is not available on 208-230/3/60 Models.

ELECTRIC DEFROST CONFIGURABLE OPTIONS

EcoNet 1.0 Control Package **no longer available**

# OF FANS	FACTORY MOUNTED OPTIONS // LIST PRICE ADDER (\$US)									
	TXV	EEV ¹	EcoNet 2.0 Control Package w/ Sporlan OEV	EcoNet 2.0 Control Package w/ Sporlan SER	KE2 Evaporator Defrost Control Package ²	LLSV ³	Mechanical Thermostat	Electronic Thermostat	Adjustable Termination Switch/Fan Delay	Insulated Drain Pan
1	725	2,332	3,000	3,173	6,543	525	535	802	552	942
2	725	2,332	3,000	3,173	6,543	525	535	802	552	1,191
3	725	2,332	3,000	3,173	6,543	525	535	802	552	1,445
4	725	2,332	3,000	3,173	6,543	525	535	802	552	1,661
5	725	2,332	3,000	3,173	6,624	609	535	802	552	1,897
6	1,364	2,332	3,000	3,173	6,624	609	535	802	552	2,157

See notes on next page.

NEXT-GEN ALL-TEMP • LOW PROFILE

ELECTRIC DEFROST PRE-CONFIGURED⁵ MODELS // CODE C

Models include mounted TXV, LLSV, and Electronic Thermostat⁶

No. of Fans	DUAL SPEED EC MOTORS - 6 FPI		
	230 V		
	Model No. R404A	Model No. R407A, R448A, R449A/B	List Price (\$US)
1	WL6E035DDAAC	WL6E035DDASC	6,126
	WL6E042DDAAC	WL6E042DDASC	6,583
	WL6E049DDAAC	WL6E049DDASC	7,038
2	WL6E066DDAAC	WL6E066DDASC	8,335
	WL6E077DDAAC	WL6E077DDASC	8,661
	WL6E090DDAAC	WL6E090DDASC	8,856
	WL6E105DDAAC	WL6E105DDASC	10,025
3	WL6E121DDAAC	WL6E121DDASC	10,966
	WL6E142DDAAC	WL6E142DDASC	12,222
4	WL6E162DDAAC	WL6E162DDASC	13,981
	WL6E182DDAAC	WL6E182DDASC	15,215
5	WL6E200DDAAC	WL6E200DDASC	16,938
6	WL6E244DDAAC	WL6E244DDASC	20,140
	WL6E281DDAAC	WL6E281DDASC	22,001

ELECTRIC DEFROST CONFIGURABLE OPTIONS

- 1 Price Adder is for Electronic Expansion Valve (EEV) only. Controller not included and must be field supplied.
- 2 KE2 Evaporator Defrost Control Package includes a Liquid Line Solenoid Valve (LLSV) and Electronic Expansion Valve (EEV)
- 3 LLS voltage must match the voltage applied to the motor.

Shipped-Loose Accessories are found on page 27 • Alternative Housing, Coil Coating & Housing Coating options are available. Contact Application Engineering for coated housing or alternate coil coating • ElectroFin, Bronz-Glow and Heresite are available coating options.

ELECTRIC DEFROST PRE-CONFIGURED OPTIONS

- 5 Pre-Configuration Codes are used to show common Factory Mounted options. Pre-Configuration Codes are not available for every model. For specific model availability, see the respective Pre-Configuration pricing tables or contact your local Witt sales representative.
- 6 Models with Pre-configured Mechanical Components (TXV, LLSV and Mechanical or Electronic Thermostat) are rated for +25°FSS/10°FDT (Air Defrost) and -20°FSS/10°FDT (Electric Defrost).

NEXT-GEN ALL-TEMP • LOW PROFILE

ELECTRIC DEFROST PRE-CONFIGURED¹ MODELS // CODE RE // ECONET 1.0 ENABLED
Models include EcoNet Control Package³EcoNet 1.0 only available
while supplies last

No. of Fans	DUAL SPEED EC MOTORS - 6 FPI - 230 V	
	Model No.	List Price (\$US)
1	WL6E035DDARE	7,074
	WL6E042DDARE	7,531
	WL6E049DDARE	7,986
2	WL6E066DDARE	9,283
	WL6E077DDARE	9,609
	WL6E090DDARE	9,804
	WL6E105DDARE	10,973
3	WL6E121DDARE	11,914
	WL6E142DDARE	13,170
4	WL6E162DDARE	14,929
	WL6E182DDARE	16,163
5	WL6E200DDARE	17,802
6	WL6E244DDARE	20,365
	WL6E281DDARE	22,226

1 Pre-Configuration Codes are used to show common Factory Mounted options. Pre-Configuration Codes are not available for every model. For specific model availability, see the respective Pre-Configuration pricing tables or contact your local Witt sales representative.

2 EcoNet approved refrigerants are: R404A, R407A, R407C, R448A, R449A/B, R507A.

3 EcoNet Control Package includes: EEV; suction pressure transducer; suction, entering air coil temp. thermistors; local on-board two-row LCD display and push-button adjustments. (EcoNet replaces TXV, liquid line solenoid valve, room thermostat, defrost termination and fan delay, and time clock.)

4 EcoNet Control Package is not available in 50 Hz.

Models with Pre-configured Mechanical Components (TXV, LLSV and Mechanical or Electronic Thermostat) are rated for +25°FSST/10°FTD (Air Defrost) and -20°FSST/10°FTD (Electric Defrost).

NEXT-GEN ALL-TEMP • LOW PROFILE

ELECTRIC DEFROST PRE-CONFIGURED¹ MODELS // CODE RSF // ECONET 2.0 WITH SER VALVE
 Models include EcoNet 2.0 Control Package³

No. of Fans	DUAL SPEED EC MOTORS - 6 FPI - 230 V	
	Model No.	List Price (\$US)
1	WL6E035DDARSF	7,247
	WL6E042DDARSF	7,704
	WL6E049DDARSF	8,159
2	WL6E066DDARSF	9,456
	WL6E077DDARSF	9,782
	WL6E090DDARSF	9,977
	WL6E105DDARSF	11,146
3	WL6E121DDARSF	12,087
	WL6E142DDARSF	13,343
4	WL6E162DDARSF	15,102
	WL6E182DDARSF	16,336
5	WL6E200DDARSF	17,975
6	WL6E244DDARSF	20,538
	WL6E281DDARSF	22,399

1 Pre-Configuration Codes are used to show common Factory Mounted options. Pre-Configuration Codes are not available for every model. For specific model availability, see the respective Pre-Configuration pricing tables or contact your local Witt sales representative.

2 EcoNet approved refrigerants are: R404A, R407A, R407C, R448A, R449A/B, R507A.

3 EcoNet Control Package includes: EEV; suction pressure transducer; suction, entering air coil temp. thermistors; local on-board two-row LCD display and push-button adjustments. (EcoNet replaces TXV, liquid line solenoid valve, room thermostat, defrost termination and fan delay, and time clock.)

4 EcoNet Control Package is not available in 50 Hz.

Models with Pre-configured Mechanical Components (TXV, LLSV and Mechanical or Electronic Thermostat) are rated for +25°FSS/10°FDT (Air Defrost) and -20°FSS/10°FDT (Electric Defrost).

NEXT-GEN ALL-TEMP • LOW PROFILE

ELECTRIC DEFROST PRE-CONFIGURED¹ MODELS // CODE ROF // ECONET 2.0 WITH OEV VALVE
 Models include EcoNet 2.0 Control Package³

No. of Fans	DUAL SPEED EC MOTORS - 6 FPI - 230 V	
	Model No.	List Price (\$US)
1	WL6E035DDAROF	7,074
	WL6E042DDAROF	7,531
	WL6E049DDAROF	7,986
2	WL6E066DDAROF	9,283
	WL6E077DDAROF	9,609
	WL6E090DDAROF	9,804
	WL6E105DDAROF	10,973
3	WL6E121DDAROF	11,914
	WL6E142DDAROF	13,170
4	WL6E162DDAROF	14,929
	WL6E182DDAROF	16,163
5	WL6E200DDAROF	17,802
6	WL6E244DDAROF	20,365
	WL6E281DDAROF	22,226

1 Pre-Configuration Codes are used to show common Factory Mounted options. Pre-Configuration Codes are not available for every model. For specific model availability, see the respective Pre-Configuration pricing tables or contact your local Witt sales representative.

2 EcoNet approved refrigerants are: R404A, R407A, R407C, R448A, R449A/B, R507A.

3 EcoNet Control Package includes: EEV; suction pressure transducer; suction, entering air coil temp. thermistors; local on-board two-row LCD display and push-button adjustments. (EcoNet replaces TXV, liquid line solenoid valve, room thermostat, defrost termination and fan delay, and time clock.)

4 EcoNet Control Package is not available in 50 Hz.

Models with Pre-configured Mechanical Components (TXV, LLSV and Mechanical or Electronic Thermostat) are rated for +25°FSS/10°FDT (Air Defrost) and -20°FSS/10°FDT (Electric Defrost).

NEXT-GEN ALL-TEMP • LOW PROFILE

ELECTRIC DEFROST PRE-CONFIGURED¹ MODELS // CODE LModels include mounted TXV, LLSV, and Mechanical Thermostat²

No. of Fans	DUAL SPEED EC MOTORS - 6 FPI - 230 V			
	R404A		R407A, R448A, R449A/B	
	Model No.	List Price (\$US)	Model No.	List Price (\$US)
1	WL6E035DDAAL	5,859	WL6E035DDASL	5,859
	WL6E042DDAAL	6,316	WL6E042DDASL	6,316
	WL6E049DDAAL	6,771	WL6E049DDASL	6,771
2	WL6E066DDAAL	8,068	WL6E066DDASL	8,068
	WL6E077DDAAL	8,394	WL6E077DDASL	8,394
	WL6E090DDAAL	8,589	WL6E090DDASL	8,589
	WL6E105DDAAL	9,758	WL6E105DDASL	9,758
3	WL6E121DDAAL	10,699	WL6E121DDASL	10,699
	WL6E142DDAAL	11,955	WL6E142DDASL	11,955
4	WL6E162DDAAL	13,714	WL6E162DDASL	13,714
	WL6E182DDAAL	14,948	WL6E182DDASL	14,948
5	WL6E200DDAAL	16,671	WL6E200DDASL	16,671
6	WL6E244DDAAL	19,873	WL6E244DDASL	19,873
	WL6E281DDAAL	21,734	WL6E281DDASL	21,734

1 Pre-Configuration Codes are used to show common Factory Mounted options. Pre-Configuration Codes are not available for every model. For specific model availability, see the respective Pre-Configuration pricing tables or contact your local Witt sales representative.

2 Models with Pre-configured Mechanical Components (TXV, LLSV and Mechanical or Electronic Thermostat) are rated for +25°FSS/10°FDT (Air Defrost) and -20°FSS/10°FDT (Electric Defrost).

NEXT-GEN ALL-TEMP • LOW PROFILE

HOT GAS DEFROST // REVERSE CYCLE CONFIGURABLE BASE MODELS

No. of Fans	DUAL SPEED EC MOTORS - 115 V			
	6 FPI		4 FPI	
	Model No.	List Price (\$US)	Model No.	List Price (\$US)
1	WL6G035ADA	3,967	WL4G027ADA	3,807
	WL6G042ADA	4,478	WL4G032ADA	4,298
	WL6G049ADA	5,052	WL4G038ADA	4,853
2	WL6G066ADA	6,067	WL4G051ADA	5,825
	WL6G077ADA	6,716	WL4G064ADA	6,448
	WL6G090ADA	7,119	WL4G080ADA	6,836
	WL6G105ADA	8,345	Not Available	
3	WL6G121ADA	8,762	WL4G094ADA	8,409
	WL6G142ADA	10,256	WL4G110ADA	9,845
4	WL6G162ADA	11,391	WL4G125ADA	10,932
	WL6G182ADA	12,759	WL4G141ADA	12,247
5	WL6G200ADA	13,488	WL4G155ADA	12,949
6	WL6G244ADA	16,333	WL4G195ADA	15,679
	WL6G281ADA	18,189	WL4G230ADA	17,461

No. of Fans	DUAL SPEED EC MOTORS - 230 V			
	6 FPI		4 FPI	
	Model No.	List Price (\$US)	Model No.	List Price (\$US)
1	WL6G035DDA	4,056	WL4G027DDA	3,896
	WL6G042DDA	4,582	WL4G032DDA	4,399
	WL6G049DDA	5,171	WL4G038DDA	4,967
2	WL6G066DDA	6,457	WL4G051DDA	6,198
	WL6G077DDA	5,602	WL4G064DDA	6,817
	WL6G090DDA	7,598	WL4G080DDA	7,294
	WL6G105DDA	8,825	Not Available	
3	WL6G121DDA	9,324	WL4G094DDA	8,949
	WL6G142DDA	10,624	WL4G110DDA	10,199
4	WL6G162DDA	12,109	WL4G125DDA	11,625
	WL6G182DDA	13,701	WL4G141DDA	13,151
5	WL6G200DDA	14,338	WL4G155DDA	13,765
6	WL6G244DDA	17,527	WL4G195DDA	16,827
	WL6G281DDA	19,623	WL4G230DDA	18,839

See notes on next page

NEXT-GEN ALL-TEMP • LOW PROFILE

HOT GAS DEFROST CONFIGURABLE OPTIONS

# OF FANS	FACTORY MOUNTED OPTIONS // LIST PRICE ADDER (\$US)						
	TXV ¹	EEV ²	LLSV ³	Mechanical Thermostat	Electronic Thermostat	Adjustable Termination Switch/Fan Delay	Insulated Drain Pan
1	725	2,332	525	535	802	552	942
2	725	2,332	525	535	802	552	1,191
3	725	2,332	525	535	802	552	1,445
4	725	2,332	525	535	802	552	1,661
5	725	2,332	609	535	802	552	1,897
6	1,364	2,332	609	535	802	552	2,157

EC motors are rated for 50Hz operations. Dual speed EC motors are compliant with California Title 24 regulations. Dual speed motor operation employs a relay to control motor speed. • Hot Gas Defrost models feature an Electric Drain Pan Heater. Hot Gas Drain Pans are not available at this time.

- 1 If ordering a factory mounted TXV with a Hot Gas Defrost Reverse Cycle unit, a factory mounted LLSV must also be ordered. For this option selection, a check valve will also be included.
- 2 Price Adder is for Electronic Expansion Valve (EEV) only. Controller not included and must be field supplied.
- 3 LLS voltage must match the voltage applied to the motor.

Consult Factory for Factory Mounted Suction Check Valves • Shipped-Loose Accessories are found on page 27 • Alternative Housing, Coil Coating & Housing Coating options are available. Contact Application Engineering for coated housing or alternate coil coating • ElectroFin, Bronz-Glow and Heresite are available coating options.

All **Hot Gas Reverse Cycle** Unit Coolers require a TXV/LLSV/Check Valve or an EEV

NEXT-GEN ALL-TEMP • LOW PROFILE

HOT GAS DEFROST // 3-PIPE CONFIGURABLE BASE MODELS

No. of Fans	DUAL SPEED EC MOTORS - 115 V			
	6 FPI		4 FPI	
	Model No.	List Price (\$US)	Model No.	List Price (\$US)
1	WL6H035ADA	3,967	WL4H027ADA	3,807
	WL6H042ADA	4,478	WL4H032ADA	4,298
	WL6H049ADA	5,052	WL4H038ADA	4,853
2	WL6H066ADA	6,067	WL4H051ADA	5,825
	WL6H077ADA	6,716	WL4H064ADA	6,448
	WL6H090ADA	7,119	WL4H080ADA	6,836
	WL6H105ADA	8,345	Not Available	
3	WL6H121ADA	8,762	WL4H094ADA	8,409
	WL6H142ADA	10,256	WL4H110ADA	9,845
4	WL6H162ADA	11,391	WL4H125ADA	10,932
	WL6H182ADA	12,759	WL4H141ADA	12,247
5	WL6H200ADA	13,488	WL4H155ADA	12,949
6	WL6H244ADA	16,333	WL4H195ADA	15,679
	WL6H281ADA	18,189	WL4H230ADA	17,461

EC motors are rated for 50Hz operations. Dual speed EC motors are compliant with California Title 24 regulations. Dual speed motor operation employs a relay to control motor speed. • Hot Gas Defrost models feature an Electric Drain Pan Heater. Hot Gas Drain Pans are not available at this time.

All **Hot Gas Defrost 3-Pipe** Unit Coolers
require a TXV or an EEV

NEXT-GEN ALL-TEMP • LOW PROFILE

HOT GAS DEFROST // 3-PIPE CONFIGURABLE BASE MODELS

No. of Fans	DUAL SPEED EC MOTORS - 230 V			
	6 FPI		4 FPI	
	Model No.	List Price (\$US)	Model No.	List Price (\$US)
1	WL6H035DDA	4,056	WL4H027DDA	3,896
	WL6H042DDA	4,582	WL4H032DDA	4,399
	WL6H049DDA	5,171	WL4H038DDA	4,967
2	WL6H066DDA	6,457	WL4H051DDA	6,198
	WL6H077DDA	7,104	WL4H064DDA	6,817
	WL6H090DDA	7,598	WL4H080DDA	7,294
	WL6H105DDA	8,825	Not Available	
3	WL6H121DDA	9,324	WL4H094DDA	8,949
	WL6H142DDA	10,624	WL4H110DDA	10,199
4	WL6H162DDA	12,109	WL4H125DDA	11,625
	WL6H182DDA	13,701	WL4H141DDA	13,151
5	WL6H200DDA	14,338	WL4H155DDA	13,765
6	WL6H244DDA	17,527	WL4H195DDA	16,827
	WL6H281DDA	19,623	WL4H230DDA	18,839

EC motors are rated for 50Hz operations. Dual speed EC motors are compliant with California Title 24 regulations. Dual speed motor operation employs a relay to control motor speed. • Hot Gas Defrost models feature an Electric Drain Pan Heater. Hot Gas Drain Pans are not available at this time.

All Hot Gas Defrost 3-Pipe Unit Coolers
require a TXV or an EEV

NEXT-GEN ALL-TEMP • LOW PROFILE

HOT GAS DEFROST CONFIGURABLE OPTIONS

# OF FANS	FACTORY MOUNTED OPTIONS // LIST PRICE ADDER (\$US)						
	TXV ¹	EEV ²	LLSV ³	Mechanical Thermostat	Electronic Thermostat	Adjustable Termination Switch/Fan Delay	Insulated Drain Pan
1	725	2,332	525	535	802	552	942
2	725	2,332	525	535	802	552	1,191
3	725	2,332	525	535	802	552	1,445
4	725	2,332	525	535	802	552	1,661
5	725	2,332	609	535	802	552	1,897
6	1,364	2,332	609	535	802	552	2,157

EC motors are rated for 50Hz operations. Dual speed EC motors are compliant with California Title 24 regulations. Dual speed motor operation employs a relay to control motor speed. • Hot Gas Defrost models feature an Electric Drain Pan Heater. Hot Gas Drain Pans are not available at this time.

- 1 If ordering a factory mounted TXV with a Hot Gas Defrost Reverse Cycle unit, a factory mounted LLSV must also be ordered. For this option selection, a check valve will also be included.
- 2 Price Adder is for Electronic Expansion Valve (EEV) only. Controller not included and must be field supplied.
- 3 LLS voltage must match the voltage applied to the motor.

Consult Factory for Factory Mounted Suction Check Valves • Shipped-Loose Accessories are found on page 27 • Alternative Housing, Coil Coating & Housing Coating options are available. Contact Application Engineering for coated housing or alternate coil coating • ElectroFin, Bronz-Glow and Heresite are available coating options.

All Hot Gas Defrost 3-Pipe Unit Coolers
require a TXV or an EEV

NEXT-GEN ALL-TEMP • LOW PROFILE

Shipped Loose Accessories

CONTROLS & THERMOSTATS

Option Name	Option Description	List Price (\$US)
EcoNet Command Center	EcoNet Command Center for EcoNet Enabled Unit Coolers	1,542
Mechanical Thermostat	Mechanical Thermostat: -30°F to + 100°F	503
Electronic Thermostat	Electronic Thermostat: -30°F to + 100°F	649

VALVES

Option Name	Range	List Price (\$US)
Electronic Expansion Valve (EEV)	1 to 15 Tons	1,799
	16 to 25 Tons	2,583
Thermostatic Expansion Valve (TXV)	1/4 to 3 Tons	590
	4 to 9 Tons	840
	10 to 30 Tons	1,477
Liquid Line Solenoid Valve (LLSV)	1/2 thru 3 HP	497
	4 thru 8 HP	556
	9 thru 10 HP	807
	12 thru 15 HP	991
	22 HP	1,265

HEAT EXCHANGERS


Part No.	Model No.	Length (in)	Liquid Line (in)	Suction Line (in)	List Price (\$US)
HX-25	105065001	12	1/4	1/2	279
HX-50	105065003	13	3/8	5/8	327
HX-75	105065004	14	3/8	7/8	448
HX-100	105065005	14	3/8	1-1/8	571
HX-150	105065006	14	1/2	1-1/8	660

CENTER MOUNT LOW HEIGHT

Small to Medium Walk-Ins
Cooler and Freezer Applications



Air Defrost	Electric Defrost
4,100 - 30,400	3,700 - 32,400



MODEL NOMENCLATURE

W	E	6	A	041	A	D	A
Brand	Style	Fins Per Inch (FPI)	Defrost Type	Capacity	Voltage	Motor Type	Vintage
W - Witt	E - Center Mount	6 FPI 4 FPI	A - Air E - Electric	# x 100 = BTUH	A - 115/1/60 D - 230/1/60	D - Dual Speed EC	

STANDARD FEATURES

- ▶ Dual Speed EC Motors
- ▶ Extra low height — mounts flush to ceiling
- ▶ Two-way air flow for even air circulation and consistent temperature
- ▶ Electric Defrost models feature independently defrosted coils for optimal defrost performance
- ▶ High efficiency fan guard design and deep draw venturi provide optimal air flow
- ▶ Sloped housing for efficient condensate draining
- ▶ Unique design allows for service in confined spaces
- ▶ Lightweight and durable embossed aluminum housing

OPTIONS

- ▶ Coated aluminum fins
- ▶ EcoNet® Enabled Unit Cooler controller
- ▶ EcoNet Command Center
- ▶ Coated housing
- ▶ Adjustable termination/fan delay control
- ▶ Insulated drain pan



DOE AWEF values for specific models in a given application can be found in the Product Brochure on our website.

CENTER MOUNT • LOW HEIGHT

AIR DEFROST CONFIGURABLE BASE MODELS

No. of Fans	DUAL SPEED EC MOTORS - 6 FPI			
	115 V		230 V	
	Model No.	List Price (\$US)	Model No.	List Price (\$US)
1	WE6A041ADA	3,950	WE6A041DDA	4,150
2	WE6A070ADA	5,734	WE6A070DDA	5,987
	WE6A084ADA	6,288	WE6A084DDA	6,547
3	WE6A104ADA	6,864	WE6A104DDA	7,176
	WE6A128ADA	8,578	WE6A128DDA	8,906
4	WE6A141ADA	9,458	WE6A141DDA	9,836
	WE6A169ADA	10,890	WE6A169DDA	11,283
5	WE6A204ADA	11,881	WE6A204DDA	12,333
	WE6A258ADA	14,375	WE6A258DDA	16,325

AIR DEFROST CONFIGURABLE OPTIONS

EcoNet 1.0 Control Package **no longer available**

# OF FANS	FACTORY MOUNTED OPTIONS // LIST PRICE ADDER (\$US)							
	TXV	EEV ¹	EcoNet 2.0 Control Package w/ Sporlan OEV	EcoNet 2.0 Control Package w/ Sporlan SER	LLSV ²	Mechanical Thermostat	Electronic Thermostat	Insulated Drain Pan
1	725	2,332	3,000	3,173	525	535	802	244
2	725	2,332	3,000	3,173	525	535	802	308
3	725	2,332	3,000	3,173	525	535	802	373
4	725	2,332	3,000	3,173	525	535	802	437
5	725	2,332	3,000	3,173	525	535	802	503

AIR DEFROST CONFIGURABLE BASE MODELS

EC motors are rated for 50Hz operations. Dual speed EC motors are compliant with California Title 24 regulations. Dual speed motor operation employs a relay to control motor speed.

AIR DEFROST CONFIGURABLE OPTIONS

- 1 Price Adder is for Electronic Expansion Valve (EEV) only. Controller not included and must be field supplied.
- 2 LLSV voltage must match the voltage applied to the motor.

Shipped-Loose Accessories are found on page 31 • Alternative Housing, Coil Coating & Housing Coating options are available. Contact Application Engineering for coated housing or alternate coil coating. ElectroFin, Bronz-Glow and Heresite are available coating options.

CENTER MOUNT • LOW HEIGHT

ELECTRIC DEFROST CONFIGURABLE BASE MODELS

No. of Fans	DUAL SPEED EC MOTORS - 4 FPI		No. of Fans	DUAL SPEED EC MOTORS - 6 FPI	
	230 V			230 V	
	Model No.	List Price (\$US)		Model No.	List Price (\$US)
1	WE4E037DDA	6,223	1	WE6E037DDA	6,223
2	WE4E075DDA	8,653	1	WE6E045DDA	8,377
3	WE4E107DDA	11,707	2	WE6E075DDA	8,653
4	WE4E149DDA	14,736	2	WE6E089DDA	10,886
5	WE4E186DDA	16,671	3	WE6E108DDA	11,816
	WE4E234DDA	19,172	3	WE6E125DDA	11,958
			4	WE6E137DDA	14,369
			4	WE6E182DDA	15,205
			5	WE6E221DDA	18,111
				WE6E278DDA	20,330

EC motors are rated for 50Hz operations. Dual speed EC motors are compliant with California Title 24 regulations. Dual speed motor operation employs a relay to control motor speed.

EcoNet 1.0 Control Package **no longer available**

ELECTRIC DEFROST CONFIGURABLE OPTIONS

# OF FANS	FACTORY MOUNTED OPTIONS // LIST PRICE ADDER (\$US)							
	TXV	EEV ¹	EcoNet 2.0 Control Package w/ Sporlan OEV	EcoNet 2.0 Control Package w/ Sporlan SER	LLSV ²	Mechanical Thermostat	Electronic Thermostat	Insulated Drain Pan
1	725	2,332	3,000	3,173	525	535	802	244
2	725	2,332	3,000	3,173	525	535	802	308
3	725	2,332	3,000	3,173	525	535	802	373
4	725	2,332	3,000	3,173	525	535	802	437
5	725	2,332	3,000	3,173	525	535	802	503

ELECTRIC DEFROST CONFIGURABLE OPTIONS

- 1 Price Adder is for Electronic Expansion Valve (EEV) only. Controller not included and must be field supplied.
- 2 LLS voltage must match the voltage applied to the motor.

Shipped-Loose Accessories are found on next page • Alternative Housing, Coil Coating & Housing Coating options are available. Contact Application Engineering for coated housing or alternate coil coating. ElectroFin, Bronz-Glow and Heresite are available coating options.

CENTER MOUNT • LOW HEIGHT

Shipped Loose Accessories

CONTROLS & THERMOSTATS

Option Name	Option Description	List Price (\$US)
EcoNet Command Center	EcoNet Command Center for EcoNet Enabled Unit Coolers	1,542
Mechanical Thermostat	Mechanical Thermostat: -30°F to + 100°F	503
Electronic Thermostat	Electronic Thermostat: -30°F to + 100°F	649

VALVES

Option Name	Range	List Price (\$US)
Electronic Expansion Valve (EEV)	1 to 15 Tons	1,799
	16 to 25 Tons	2,583
Thermostatic Expansion Valve (TXV)	1/4 to 3 Tons	590
	4 to 9 Tons	840
	10 to 30 Tons	1,477
Liquid Line Solenoid Valve (LLSV)	1/2 thru 3 HP	497
	4 thru 8 HP	556
	9 thru 10 HP	807
	12 thru 15 HP	991
	22 HP	1,265

HEAT EXCHANGERS


Part No.	Model No.	Length (in)	Liquid Line (in)	Suction Line (in)	List Price (\$US)
HX-25	105065001	12	1/4	1/2	279
HX-50	105065003	13	3/8	5/8	327
HX-75	105065004	14	3/8	7/8	448
HX-100	105065005	14	3/8	1-1/8	571
HX-150	105065006	14	1/2	1-1/8	660

CENTER MOUNT LOW VELOCITY

Small to Medium Walk-Ins
Cooler Applications



Air Defrost	Electric Defrost
4,300 - 32,500	4,300 - 32,500



MODEL NOMENCLATURE

W	V	6	A	043	A	D	A
Brand	Style	Fins Per Inch (FPI)	Defrost Type	Capacity	Voltage	Motor Type	Vintage
W - Witt	V - Low Velocity Center Mount	6 FPI	A - Air E - Electric	# x 100 = BTUH	A - 115/1/60 D - 230/1/60	D - Dual Speed EC	

STANDARD FEATURES

- ▶ Dual Speed EC Motors
- ▶ Extra low height — mounts flush to ceiling
- ▶ Two-way air flow for even air circulation and consistent temperature
- ▶ Electric Defrost models feature independently defrosted coils for optimal defrost performance
- ▶ High efficiency fan guard design and deep draw venturi provide optimal air flow
- ▶ Sloped housing for efficient condensate draining
- ▶ Unique design allows for service in confined spaces
- ▶ Lightweight and durable embossed aluminum housing

OPTIONS

- ▶ EcoNet® Enabled Unit Cooler Controller
- ▶ EcoNet® Command Center
- ▶ Thermostatic expansion valve (mounted or loose)
- ▶ Liquid line solenoid valve (mounted or loose)
- ▶ Thermostat (mechanical or electronic - mounted or loose)



DOE AWEF values for specific models in a given application can be found in the Product Brochure on our website.

CENTER MOUNT • LOW VELOCITY

CONFIGURABLE BASE MODELS

No. of Fans	DUAL SPEED EC MOTORS - 6 FPI					
	Air Defrost				Electric Defrost	
	115 V		230 V		230 V	
	Model No.	List Price (\$US)	Model No.	List Price (\$US)	Model No.	List Price (\$US)
1	WV6A043ADA	6,235	WV6A043DDA	6,482	WV6E043DDA	7,177
	WV6A053ADA	6,457	WV6A053DDA	6,715	WV6E053DDA	7,534
2	WV6A085ADA	7,520	WV6A085DDA	7,822	WV6E085DDA	8,813
	WV6A106ADA	9,223	WV6A106DDA	9,592	WV6E106DDA	10,659
3	WV6A129ADA	10,705	WV6A129DDA	11,134	WV6E129DDA	12,512
	WV6A158ADA	12,010	WV6A158DDA	12,494	WV6E158DDA	13,977
4	WV6A176ADA	14,638	WV6A176DDA	15,224	WV6E176DDA	17,119
	WV6A218ADA	16,553	WV6A218DDA	17,215	WV6E218DDA	19,249
5	WV6A271ADA	18,152	WV6A271DDA	18,879	WV6E271DDA	21,442

CONFIGURABLE OPTIONS

EcoNet 1.0 Control Package **no longer available**

# OF FANS	FACTORY MOUNTED OPTIONS // LIST PRICE ADDER (\$US)							
	TXV	EEV ¹	EcoNet 2.0 Control Package w/ Sporlan OEV	EcoNet 2.0 Control Package w/ Sporlan SER	LLSV ²	Mechanical Thermostat	Electronic Thermostat	Insulated Drain Pan
1	725	2,332	3,000	3,173	525	535	802	244
2	725	2,332	3,000	3,173	525	535	802	308
3	725	2,332	3,000	3,173	525	535	802	373
4	725	2,332	3,000	3,173	525	535	802	437
5	725	2,332	3,000	3,173	525	535	802	503

CONFIGURABLE BASE MODELS

EC motors are rated for 50Hz operations. Dual speed EC motors are compliant with California Title 24 regulations. Dual speed motor operation employs a relay to control motor speed.

CONFIGURABLE OPTIONS

- 1 Price Adder is for Electronic Expansion Valve (EEV) only. Controller not included and must be field supplied.
- 2 LLS voltage must match the voltage applied to the motor.

Shipped-Loose Accessories are found on next page • Alternative Housing, Coil Coating & Housing Coating options are available. Contact Application Engineering for coated housing or alternate coil coating. ElectroFin, Bronz-Glow and Heresite are available coating options.

CENTER MOUNT • LOW VELOCITY

Shipped Loose Accessories

CONTROLS & THERMOSTATS

Option Name	Option Description	List Price (\$US)
EcoNet Command Center	EcoNet Command Center for EcoNet Enabled Unit Coolers	1,542
Mechanical Thermostat	Mechanical Thermostat: -30°F to + 100°F	503
Electronic Thermostat	Electronic Thermostat: -30°F to + 100°F	649

VALVES

Option Name	Range	List Price (\$US)
Electronic Expansion Valve (EEV)	1 to 15 Tons	1,799
	16 to 25 Tons	2,583
Thermostatic Expansion Valve (TXV)	1/4 to 3 Tons	590
	4 to 9 Tons	840
	10 to 30 Tons	1,477
Liquid Line Solenoid Valve (LLSV)	1/2 thru 3 HP	497
	4 thru 8 HP	556
	9 thru 10 HP	807
	12 thru 15 HP	991
	22 HP	1,265

HEAT EXCHANGERS

Part No.	Model No.	Length (in)	Liquid Line (in)	Suction Line (in)	List Price (\$US)
HX-25	105065001	12	1/4	1/2	279
HX-50	105065003	13	3/8	5/8	327
HX-75	105065004	14	3/8	7/8	448
HX-100	105065005	14	3/8	1-1/8	571
HX-150	105065006	14	1/2	1-1/8	660

MEDIUM PROFILE

Medium to Large Walk-Ins
Cooler & Freezer Applications in boxes <3,000 sq. ft.



Air Defrost	Electric Defrost	Hot Gas Defrost
4,100 - 45,900	2,700 - 33,000	2,700 - 33,000

MODEL NOMENCLATURE

W	M	6	E	153	A	D	A
Brand	Style	Fins Per Inch (FPI)	Defrost Type	Capacity	Voltage	Motor Type	Vintage
W - Witt	M - Medium Profile	6 FPI 4 FPI	A - Air D - Medium Temp Electric E - Low Temp Electric H - Hot Gas 3-Pipe G - Hot Gas Reverse Cycle	# x 100 = BTUH	A - 115/1/60 D - 230/1/60 E - 208-230/3/60 F - 460/1/60 G - 460/3/60	D - Dual Speed EC	

STANDARD FEATURES

- ▶ Rail-mounted, energy-efficient Dual Speed EC motors that are compliant with California Title 24 regulations
- ▶ Enhanced copper tube and aluminum fin coil construction
- ▶ High efficiency fan and deep draw venturi for optimal air flow
- ▶ Slide out end panels
- ▶ Easily removable fan guards and modular fan panels
- ▶ Hinged drain pan
- ▶ Face mounted defrost heaters for optimal performance and easy service access
- ▶ Embossed aluminum housing
- ▶ Evaporators AWEF certified for Walk-In Coolers and Freezers in boxes less than 3,000 sq. ft.
- ▶ UL/cUL certified for use with multiple refrigerants
- ▶ NSF approved for use in food preparation areas
- ▶ Available as single through three fan models

OPTIONS

- ▶ EcoNet® Enabled Unit Cooler controller
- ▶ EcoNet Command Center
- ▶ Painted housing
- ▶ Coated Coil
- ▶ Suction/Liquid Heat Exchanger
- ▶ Insulated drain pan



DOE AWEF values for specific models in a given application can be found in the Product Brochure on our website.

MEDIUM PROFILE

AIR DEFROST CONFIGURABLE BASE MODELS

No. of Fans	DUAL SPEED EC MOTORS - 6 FPI					
	115/1/60		208-230/1/60		460/1/60	
	Model No.	List Price (\$US)	Model No.	List Price (\$US)	Model No.	List Price (\$US)
1	WM6A182ADA	10,276	WM6A182DDA	10,481	WM6A182FDA	11,099
	WM6A220ADA	12,399	WM6A220DDA	12,646	WM6A220FDA	13,392
2	WM6A276ADA	17,431	WM6A276DDA	17,781	WM6A276FDA	18,826
	WM6A370ADA	22,033	WM6A370DDA	22,474	WM6A370FDA	23,797
	WM6A442ADA	25,559	WM6A442DDA	26,072	WM6A442FDA	27,605
3	WM6A549ADA	31,018	WM6A549DDA	31,640	WM6A549FDA	33,499
	WM6A658ADA	32,675	WM6A658DDA	33,330	WM6A658FDA	35,288

AIR DEFROST CONFIGURABLE OPTIONS

EcoNet 1.0 Control Package **no longer available**

# OF FANS	FACTORY MOUNTED OPTIONS // LIST PRICE ADDER (\$US)							
	TXV	EEV ¹	EcoNet 2.0 Control Package	KE2 Evaporator Defrost Control Package	LLSV	Mechanical Thermostat	Electronic Thermostat	Insulated Drain Pan
1	725	2,332	4,163	11,234	1,044	535	802	753
2	1,364	2,332	4,163	11,234	1,044	535	802	1,241
3	1,364	2,332	4,163	11,234	1,299	535	802	1,659

AIR DEFROST CONFIGURABLE BASE MODELS

EC motors are rated for 50Hz operations. Dual speed EC motors are compliant with California Title 24 regulations. Dual speed motor operation employs a relay to control motor speed.

AIR DEFROST CONFIGURABLE OPTIONS

- 1 Price Adder is for Electronic Expansion Valve (EEV) only. Controller not included and must be field supplied.
 - 2 KE2 Evaporator Control Package includes KE2 OEM control board, Liquid Line Solenoid Valve (LLSV) and Electronic Expansion Valve (EEV).
- Shipped-Loose Accessories are found on page 42 • Alternative Cabinets (Painted or Stainless Steel) and Coil Coating (RussProof, Bronz-Glow & Electrofin) options are available. Contact Application Engineering, or a Sales Representative, if you are interested in these options.

MEDIUM PROFILE

LOW TEMP ELECTRIC DEFROST CONFIGURABLE BASE MODELS

No. of Fans		DUAL SPEED EC MOTORS			
		208-230/1/60		208-230/3/60	
		Model No.	List Price (\$US)	Model No.	List Price (\$US)
6 FPI	1	WM6E153DDA	13,133	WM6E153EDA	13,262
		WM6E184DDA	17,154	WM6E184EDA	17,326
	2	WM6E311DDA	21,545	WM6E311EDA	21,762
		WM6E374DDA	27,792	WM6E374EDA	28,073
	3	Not Available		WM6E469EDA	31,800
		Not Available		WM6E564EDA	34,849
4 FPI	1	WM4E110DDA	12,608	WM4E110EDA	12,734
		WM4E143DDA	16,468	WM4E143EDA	16,635
	2	WM4E232DDA	20,685	WM4E232EDA	20,893
		WM4E288DDA	26,680	WM4E288EDA	26,950
	3	Not Available		WM4E336EDA	30,530
		Not Available		WM4E419EDA	33,459

No. of Fans		DUAL SPEED EC MOTORS			
		460/1/60		460/3/60	
		Model No.	List Price (\$US)	Model No.	List Price (\$US)
6 FPI	1	WM6E153FDA	14,192	WM6E153GDA	14,326
		WM6E184FDA	18,539	WM6E184GDA	18,712
	2	WM6E311FDA	23,285	WM6E311GDA	23,504
		WM6E374FDA	30,037	WM6E374GDA	30,316
	3	WM6E469FDA	34,026	WM6E469GDA	34,343
		WM6E564FDA	37,289	WM6E564GDA	37,639
4 FPI	1	WM4E110FDA	13,626	WM4E110GDA	13,752
		WM4E143FDA	17,799	WM4E143GDA	17,964
	2	WM4E232FDA	22,356	WM4E232GDA	22,563
		WM4E288FDA	28,836	WM4E288GDA	29,105
	3	WM4E336FDA	32,667	WM4E336GDA	32,973
		WM4E419FDA	35,798	WM4E419GDA	36,135

See notes on page 39.

MEDIUM PROFILE

MEDIUM TEMP ELECTRIC DEFROST CONFIGURABLE BASE MODELS

No. of Fans		DUAL SPEED EC MOTORS			
		208-230/1/60		208-230/3/60	
		Model No.	List Price (\$US)	Model No.	List Price (\$US)
6 FPI	1	WM6D181DDA	13,133	WM6D181EDA	13,262
		WM6D219DDA	17,154	WM6D219EDA	17,326
	2	WM6D275DDA	19,350	WM6D275EDA	19,545
		WM6D369DDA	21,545	WM6D369EDA	21,762
		WM6D441DDA	27,792	WM6D441EDA	28,073
	3	Not Available		WM6D548EDA	31,800
		Not Available		WM6D657EDA	34,849

No. of Fans		DUAL SPEED EC MOTORS			
		460/1/60		460/3/60	
		Model No.	List Price (\$US)	Model No.	List Price (\$US)
6 FPI	1	WM6D181FDA	14,192	WM6D181GDA	14,326
		WM6D219FDA	18,539	WM6D219GDA	18,712
	2	WM6D275FDA	20,911	WM6D275GDA	21,109
		WM6D369FDA	23,285	WM6D369GDA	23,504
		WM6D441FDA	30,037	WM6D441GDA	30,316
	3	WM6D548FDA	34,026	WM6D548GDA	34,343
		WM6D657FDA	37,289	WM6D657GDA	37,639

See notes on next page.

MEDIUM PROFILE

ELECTRIC DEFROST CONFIGURABLE OPTIONS

EcoNet 1.0 Control Package **no longer available**

# OF FANS	FACTORY MOUNTED OPTIONS // LIST PRICE ADDER (\$US)								
	TXV	EEV ¹	EcoNet 2.0 Control Package	KE2 Evaporator Defrost Control Package	LLSV	Mechanical Thermostat	Electronic Thermostat	Adjustable Defrost Control / Fan Delay Switch	Insulated Drain Pan
1	725	2,332	4,163	11,234	1,044	535	802	552	753
2	1,364	2,332	4,163	11,234	1,044	535	802	552	1,241
3	1,364	2,332	4,163	11,234	1,299	535	802	552	1,659

ELECTRIC DEFROST CONFIGURABLE BASE MODELS

EC motors are rated for 50Hz operations. Dual speed EC motors are compliant with California Title 24 regulations. Dual speed motor operation employs a relay to control motor speed.

ELECTRIC DEFROST CONFIGURABLE OPTIONS

1 Price Adder is for Electronic Expansion Valve (EEV) only. Controller not included and must be field supplied.

2 KE2 Evaporator Control Package includes KE2 OEM control board, Liquid Line Solenoid Valve (LLSV) and Electronic Expansion Valve (EEV).

Shipped-Loose Accessories are found on page 42 • Alternative Cabinets (Painted or Stainless Steel) and Coil Coating (RussProof, Bronz-Glow & Electrofin) options are available. Contact Application Engineering, or a Sales Representative, if you are interested in these options.

Adjustable Deforst Control / Fan Delay Switch is standard on Medium Temp Electric Defrost "D" models.

MEDIUM PROFILE

HOT GAS DEFROST // REVERSE CYCLE CONFIGURABLE BASE MODELS

No. of Fans		DUAL SPEED EC MOTORS			
		208-230/1/60		460/1/60	
		Model No.	List Price (\$US)	Model No.	List Price (\$US)
6 FPI	1	WM6G153DDA	18,456	WM6G153FDA	19,947
		WM6G184DDA	19,263	WM6G184FDA	20,819
	2	WM6G311DDA	27,161	WM6G311FDA	29,356
		WM6G374DDA	28,920	WM6G374FDA	31,258
	3	WM6G469DDA	35,820	WM6G469FDA	38,714
		WM6G564DDA	38,820	WM6G564FDA	41,959
4 FPI	1	WM4G110DDA	17,718	WM4G110FDA	19,151
		WM4G143DDA	18,492	WM4G143FDA	19,985
	2	WM4G232DDA	26,075	WM4G232FDA	28,183
		WM4G288DDA	27,766	WM4G288FDA	30,008
	3	WM4G336DDA	34,387	WM4G336FDA	37,163
		WM4G419DDA	37,269	WM4G419FDA	40,280

HOT GAS DEFROST CONFIGURABLE OPTIONS

EcoNet 1.0 Control Package **no longer available**

# OF FANS	FACTORY MOUNTED OPTIONS // LIST PRICE ADDER (\$US)								
	TXV	EEV ¹	EcoNet 2.0 Control Package	KE2 Evaporator Defrost Control Package	LLSV	Mechanical Thermostat	Electronic Thermostat	Adjustable Defrost Control / Fan Delay Switch	Insulated Drain Pan
1	725	2,332	4,163	11,234	1,044	535	802	552	753
2	1,364	2,332	4,163	11,234	1,044	535	802	552	1,241
3	1,364	2,332	4,163	11,234	1,299	535	802	552	1,659

All Hot Gas Reverse Cycle Unit Coolers require a TXV/LLSV/Check Valve or an EEV

EC motors are rated for 50Hz operations. Dual speed EC motors are compliant with California Title 24 regulations. Dual speed motor operation employs a relay to control motor speed. • Hot Gas Defrost models feature an Electric Drain Pan Heater.

HOT GAS DEFROST CONFIGURABLE OPTIONS

If ordering a factory mounted TXV with a Hot Gas Defrost Reverse Cycle unit, a factory mounted LLSV must also be ordered. For this option selection, a check valve will also be included.

1 Price Adder is for Electronic Expansion Valve (EEV) only. Controller not included and must be field supplied.

Shipped-Loose Accessories are found on page 42 • Alternative Cabinets (Painted or Stainless Steel) and Coil Coating (RussProof, Bronz-Glow & Electrofin) options are available. Contact Application Engineering, or a Sales Representative, if you are interested in these options.

MEDIUM PROFILE

HOT GAS DEFROST // 3-PIPE CONFIGURABLE BASE MODELS

No. of Fans		DUAL SPEED EC MOTORS			
		208-230/1/60		460/1/60	
		Model No.	List Price (\$US)	Model No.	List Price (\$US)
6 FPI	1	WM6H153DDA	18,456	WM6H153FDA	19,947
		WM6H184DDA	19,263	WM6H184FDA	20,819
	2	WM6H311DDA	27,161	WM6H311FDA	29,356
		WM6H374DDA	28,920	WM6H374FDA	31,258
	3	WM6H469DDA	35,820	WM6H469FDA	38,714
		WM6H564DDA	38,820	WM6H564FDA	41,959
4 FPI	1	WM4H110DDA	17,718	WM4H110FDA	19,151
		WM4H143DDA	18,492	WM4H143FDA	19,985
	2	WM4H232DDA	26,075	WM4H232FDA	28,183
		WM4H288DDA	27,766	WM4H288FDA	30,008
	3	WM4H336DDA	34,387	WM4H336FDA	37,163
		WM4H419DDA	37,269	WM4H419FDA	40,280

HOT GAS DEFROST CONFIGURABLE OPTIONS

EcoNet 1.0 Control Package **no longer available**

# OF FANS	FACTORY MOUNTED OPTIONS // LIST PRICE ADDER (\$US)								
	TXV	EEV ¹	EcoNet 2.0 Control Package	KE2 Evaporator Defrost Control Package	LLSV	Mechanical Thermostat	Electronic Thermostat	Adjustable Defrost Control / Fan Delay Switch	Insulated Drain Pan
1	725	2,332	4,163	11,234	1,044	535	802	552	753
2	1,364	2,332	4,163	11,234	1,044	535	802	552	1,241
3	1,364	2,332	4,163	11,234	1,299	535	802	552	1,659

**All Hot Gas Defrost 3-Pipe Unit Coolers
require a TXV or an EEV**

EC motors are rated for 50Hz operations. Dual speed EC motors are compliant with California Title 24 regulations. Dual speed motor operation employs a relay to control motor speed. • Hot Gas Defrost models feature an Electric Drain Pan Heater.

HOT GAS DEFROST CONFIGURABLE OPTIONS

If ordering a factory mounted TXV with a Hot Gas Defrost Reverse Cycle unit, a factory mounted LLSV must also be ordered. For this option selection, a check valve will also be included.

1 Price Adder is for Electronic Expansion Valve (EEV) only. Controller not included and must be field supplied.

Shipped-Loose Accessories are found on next page • Alternative Cabinets (Painted or Stainless Steel) and Coil Coating (RussProof, Bronz-Glow & Electrofin) options are available. Contact Application Engineering, or a Sales Representative, if you are interested in these options.

MEDIUM PROFILE

Shipped Loose Accessories

CONTROLS & THERMOSTATS

Option Name	Option Description	List Price (\$US)
EcoNet Command Center	EcoNet Command Center for EcoNet Enabled Unit Coolers	1,542
Mechanical Thermostat	Mechanical Thermostat: -30°F to + 100°F	503
Electronic Thermostat	Electronic Thermostat: -30°F to + 100°F	649

VALVES



Option Name	Range	List Price (\$US)
Electronic Expansion Valve (EEV)	1 to 15 Tons	1,799
	16 to 25 Tons	2,583
Thermostatic Expansion Valve (TXV)	1/4 to 3 Tons	590
	4 to 9 Tons	840
	10 to 30 Tons	1,477
Liquid Line Solenoid Valve (LLSV)	1/2 thru 3 HP	497
	4 thru 8 HP	556
	9 thru 10 HP	807
	12 thru 15 HP	991
	22 HP	1,265

HEAT EXCHANGERS

Part No.	Model No.	Length (in)	Liquid Line (in)	Suction Line (in)	List Price (\$US)
HX-25	105065001	12	1/4	1/2	279
HX-50	105065003	13	3/8	5/8	327
HX-75	105065004	14	3/8	7/8	448
HX-100	105065005	14	3/8	1-1/8	571
HX-150	105065006	14	1/2	1-1/8	660
HX-250	105065007	14	5/8	1-3/8	874
HX-350	105065008	16	5/8	1-5/8	899

HEAVY DUTY

Medium to Large Walk-Ins
Cooler & Freezer Applications
in boxes <3,000 sq. ft.



Air Defrost	Electric Defrost	Hot Gas Defrost
31,200 - 253,100	33,100 - 227,400	33,100 - 227,400

MODEL NOMENCLATURE

W	H	6	E	109	D	D	A
Brand	Style	Fins Per Inch (FPI)	Defrost Type	Capacity	Voltage	Motor Type	Vintage
W - Witt	H - Heavy Duty Y - Reverse Connections	6 FPI 4 FPI	A - Air D - Medium Temp Electric E - Low Temp Electric H - Hot Gas 3-Pipe K - Hot Gas 3-Pipe + Hot Gas Drain Pan G - Hot Gas Reverse + Electric Drain Pan L - Hot Gas Reverse + Hot Gas Drain Pan	# x 100 = BTUH	D - 230/1/60 E - 208-230/3/60 F - 460/1/60 G - 460/3/60	D - Dual Speed EC	

STANDARD FEATURES

- ▶ Rail-mounted, energy-efficient dual speed EC motors
- ▶ Enhanced copper tube and aluminum fin coil construction
- ▶ High efficiency deep draw venturi for optimal air flow
- ▶ Slide out end panels
- ▶ Easily removable fan guards and modular fan panels
- ▶ Hinged drain pan
- ▶ Face mounted defrost heaters for optimal performance and easy service access
- ▶ Embossed aluminum housing
- ▶ Available as single through four fan models

OPTIONS

- ▶ EcoNet® Enabled Unit Cooler controller
- ▶ EcoNet Command Center
- ▶ Reverse connections
- ▶ Painted housing
- ▶ Coated Coil
- ▶ Suction/Liquid Heat Exchanger
- ▶ Insulated drain pan



DOE AWEF values for specific models in a given application can be found in the Product Brochure on our website.

HEAVY DUTY

AIR DEFROST CONFIGURABLE BASE MODELS

No. of Fans	DUAL SPEED EC MOTORS - 6 FPI			
	208-230/1/60		460/1/60	
	Model No.	List Price (\$US)	Model No.	List Price (\$US)
1	WH6A031DDA	25,532	WH6A031FDA	26,042
	WH6A043DDA	28,045	WH6A043FDA	28,607
	WH6A052DDA	29,395	WH6A052FDA	29,981
2	WH6A063DDA	32,756	WH6A063FDA	33,412
	WH6A087DDA	42,855	WH6A087FDA	43,712
	WH6A105DDA	48,095	WH6A105FDA	49,058
3	WH6A132DDA	51,339	WH6A132FDA	52,366
	WH6A156DDA	68,786	WH6A156FDA	70,163
4	WH6A175DDA	79,866	WH6A175FDA	81,464
	WH6A209DDA	88,850	WH6A209FDA	90,630

AIR DEFROST CONFIGURABLE OPTIONS

EcoNet 1.0 Control Package **no longer available**

# OF FANS	FACTORY MOUNTED OPTIONS // LIST PRICE ADDER (\$US)							
	TXV	EEV ¹	EcoNet 2.0 Control Package ²	KE2 Evaporator Defrost Control Package	LLSV	Mechanical Thermostat	Electronic Thermostat	Insulated Drain Pan
1	1,364	2,332	8,054	11,234	1,044	535	802	1,110
2	2,080	2,332	8,054	11,234	1,299	535	802	1,476
3	2,080	3,221	8,054	12,123	1,299	535	802	1,900
4	2,080	3,221	8,054	12,318	1,493	535	802	2,183

AIR DEFROST CONFIGURABLE BASE MODELS

EC motors are rated for 50Hz operations. Dual speed EC motors are compliant with California Title 24 regulations. Dual speed motor operation employs a relay to control motor speed.

AIR DEFROST CONFIGURABLE OPTIONS

- 1 Price Adder is for Electronic Expansion Valve (EEV) only. Controller not included and must be field supplied.
- 2 Heavy Duty Unit Coolers with EcoNet will also have a Thru-the-Door Disconnect

KE2 Evaporator Control Package includes KE2 OEM control board, Liquid Line Solenoid Valve (LLSV) and Electronic Expansion Valve (EEV).

Shipped-Loose Accessories are found on page 53 • Alternative Cabinets (Painted or Stainless Steel) and Coil Coating (RussProof, Bronz-Glow & Electrofin) options are available. Contact Application Engineering, or a Sales Representative, if you are interested in these options.

HEAVY DUTY

LOW TEMP ELECTRIC DEFROST CONFIGURABLE BASE MODELS

No. of Fans		DUAL SPEED EC MOTORS			
		208-230/3/60		460/3/60	
		Model No.	List Price (\$US)	Model No.	List Price (\$US)
6 FPI	1	WH6E033EDA	29,005	WH6E033GDA	29,587
		WH6E044EDA	34,631	WH6E044GDA	35,323
		WH6E053EDA	37,444	WH6E053GDA	38,192
	2	WH6E066EDA	45,068	WH6E066GDA	45,970
		WH6E089EDA	57,857	WH6E089GDA	59,012
		WH6E109EDA	68,975	WH6E109GDA	70,355
	3	WH6E134EDA	76,477	WH6E134GDA	78,009
		WH6E163EDA	100,221	WH6E163GDA	102,227
4	WH6E199EDA	115,076	WH6E199GDA	117,379	
4 FPI	1	WH4E035EDA	33,245	WH4E035GDA	33,909
		WH4E044EDA	35,943	WH4E044GDA	36,664
	2	WH4E071EDA	55,543	WH4E071GDA	56,652
		WH4E087EDA	66,216	WH4E087GDA	67,540
	3	WH4E107EDA	73,421	WH4E107GDA	74,885
		WH4E131EDA	96,211	WH4E131GDA	98,134
	4	WH4E167EDA	110,474	WH4E167GDA	112,680

ELECTRIC DEFROST CONFIGURABLE OPTIONS

EcoNet 1.0 Control Package **no longer available**

# OF FANS	FACTORY MOUNTED OPTIONS // LIST PRICE ADDER (\$US)							
	TXV	EEV ¹	EcoNet 2.0 Control Package ²	KE2 Evaporator Defrost Control Package	LLSV	Mechanical Thermostat	Electronic Thermostat	Insulated Drain Pan
1	1,364	2,332	8,054	11,234	1,044	535	802	1,110
2	2,080	2,332	8,054	11,234	1,299	535	802	1,476
3	2,080	3,221	8,054	12,123	1,299	535	802	1,900
4	2,080	3,221	8,054	12,318	1,493	535	802	2,183

EC motors are rated for 50Hz operations. Dual speed EC motors are compliant with California Title 24 regulations. Dual speed motor operation employs a relay to control motor speed. • Shipped-Loose Accessories are found on page 53 • Alternative Cabinets (Painted or Stainless Steel) and Coil Coating (RussProof, Bronz-Glow & Electrofin) options are available. Contact Application Engineering, or a Sales Representative, if you are interested in these options. • Adjustable Defrost Control / Fan Delay Switch is standard on Medium Temp Electric Defrost "D" models.

1 Price Adder is for Electronic Expansion Valve (EEV) only. Controller not included and must be field supplied.

2 Heavy Duty Unit Coolers with EcoNet will also have a Thru-the-Door Disconnect

KE2 Evaporator Control Package includes KE2 OEM control board, Liquid Line Solenoid Valve (LLSV) and Electronic Expansion Valve (EEV).

HEAVY DUTY

MEDIUM TEMP ELECTRIC DEFROST CONFIGURABLE BASE MODELS

No. of Fans	DUAL SPEED EC MOTORS				
	208-230/3/60		460/3/60		
	Model No.	List Price (\$US)	Model No.	List Price (\$US)	
6 FPI	1	WH6D030EDA	29,005	WH6D030GDA	29,587
		WH6D042EDA	34,631	WH6D042GDA	35,323
		WH6D051EDA	37,444	WH6D051GDA	38,192
	2	WH6D062EDA	45,068	WH6D062GDA	45,970
		WH6D086EDA	57,857	WH6D086GDA	59,012
		WH6D104EDA	68,975	WH6D104GDA	70,355
	3	WH6D130EDA	76,477	WH6D130GDA	78,009
		WH6D155EDA	100,221	WH6D155GDA	102,227
	4	WH6D174EDA	107,648	WH6D174GDA	109,803
		WH6D208EDA	115,076	WH6D208GDA	117,379

ELECTRIC DEFROST CONFIGURABLE OPTIONS

EcoNet 1.0 Control Package **no longer available**

# OF FANS	FACTORY MOUNTED OPTIONS // LIST PRICE ADDER (\$US)							
	TXV	EEV ¹	EcoNet 2.0 Control Package ²	KE2 Evaporator Defrost Control Package	LLSV	Mechanical Thermostat	Electronic Thermostat	Insulated Drain Pan
1	1,364	2,332	8,054	11,234	1,044	535	802	1,110
2	2,080	2,332	8,054	11,234	1,299	535	802	1,476
3	2,080	3,221	8,054	12,123	1,299	535	802	1,900
4	2,080	3,221	8,054	12,318	1,493	535	802	2,183

EC motors are rated for 50Hz operations. Dual speed EC motors are compliant with California Title 24 regulations. Dual speed motor operation employs a relay to control motor speed. • Shipped-Loose Accessories are found on page 53 • Alternative Cabinets (Painted or Stainless Steel) and Coil Coating (RussProof, Bronz-Glow & Electrofin) options are available. Contact Application Engineering, or a Sales Representative, if you are interested in these options.

1 Price Adder is for Electronic Expansion Valve (EEV) only. Controller not included and must be field supplied.

2 Heavy Duty Unit Coolers with EcoNet will also have a Thru-the-Door Disconnect

KE2 Evaporator Control Package includes KE2 OEM control board, Liquid Line Solenoid Valve (LLSV) and Electronic Expansion Valve (EEV).

HEAVY DUTY

HOT GAS DEFROST // REVERSE CYCLE CONFIGURABLE BASE MODELS

No. of Fans		DUAL SPEED EC MOTORS // ELECTRIC DRAIN PAN HEATER				
		208-230/1/60		460/1/60		
		Model No.	List Price (\$US)	Model No.	List Price (\$US)	
6 FPI	1	WH6G033DDA	28,713	WH6G033FDA	29,291	
		WH6G044DDA	34,284	WH6G044FDA	34,971	
		WH6G053DDA	37,069	WH6G053FDA	37,810	
	2	WH6G066DDA	44,616	WH6G066FDA	45,509	
		WH6G089DDA	57,276	WH6G089FDA	58,422	
		WH6G109DDA	68,285	WH6G109FDA	69,650	
	3	WH6G134DDA	75,715	WH6G134FDA	77,229	
		WH6G163DDA	99,218	WH6G163FDA	101,202	
	4	WH6G199DDA	113,925	WH6G199FDA	116,201	
	4 FPI	1	WH4G035DDA	32,912	WH4G035FDA	33,572
			WH4G044DDA	35,585	WH4G044FDA	36,296
		2	WH4G071DDA	54,987	WH4G071FDA	56,086
WH4G087DDA			65,551	WH4G087FDA	66,864	
3		WH4G107DDA	72,684	WH4G107FDA	74,137	
		WH4G131DDA	95,247	WH4G131FDA	97,154	
4		WH4G167DDA	109,366	WH4G167FDA	111,556	

**All Hot Gas Reverse Cycle Unit Coolers
require a TXV/LLSV/Check Valve or an EEV**

EC motors are rated for 50Hz operations. Dual speed EC motors are compliant with California Title 24 regulations. Dual speed motor operation employs a relay to control motor speed. • Hot Gas Defrost models feature an Electric Drain Pan Heater.

HEAVY DUTY

HOT GAS DEFROST // REVERSE CYCLE CONFIGURABLE BASE MODELS

No. of Fans	DUAL SPEED EC MOTORS // HOT GAS DRAIN PAN HEATER					
	208-230/1/60		460/1/60			
	Model No.	List Price (\$US)	Model No.	List Price (\$US)		
6 FPI	1	WH6L033DDA	29,146	WH6L033FDA	29,729	
		WH6L044DDA	34,798	WH6L044FDA	35,496	
		WH6L053DDA	37,628	WH6L053FDA	38,380	
	2	WH6L066DDA	45,287	WH6L066FDA	46,192	
		WH6L089DDA	58,138	WH6L089FDA	59,299	
		WH6L109DDA	69,308	WH6L109FDA	70,694	
	3	WH6L134DDA	76,850	WH6L134FDA	78,388	
		WH6L163DDA	100,706	WH6L163FDA	102,720	
	4	WH6L199DDA	115,633	WH6L199FDA	117,944	
	4 FPI	1	WH4L035DDA	33,407	WH4L035FDA	34,075
			WH4L044DDA	36,120	WH4L044FDA	36,843
		2	WH4L071DDA	55,813	WH4L071FDA	56,925
WH4L087DDA			66,535	WH4L087FDA	67,867	
3		WH4L107DDA	73,777	WH4L107FDA	75,249	
		WH4L131DDA	96,677	WH4L131FDA	98,610	
4		WH4L167DDA	111,009	WH4L167FDA	113,229	

**All Hot Gas Reverse Cycle Unit Coolers
require a TXV/LLSV/Check Valve or an EEV**

EC motors are rated for 50Hz operations. Dual speed EC motors are compliant with California Title 24 regulations. Dual speed motor operation employs a relay to control motor speed. • Hot Gas Defrost models feature an Electric Drain Pan Heater.

HEAVY DUTY

HOT GAS DEFROST // REVERSE CYCLE CONFIGURABLE OPTIONS

# OF FANS	FACTORY MOUNTED OPTIONS // LIST PRICE ADDER (\$US)							
	TXV	EEV ¹	LLSV	Check Valve	Mechanical Thermostat	Electronic Thermostat	Adjustable Defrost Control / Fan Delay Switch	Insulated Drain Pan
1	1,364	2,332	1,044	370	535	802	552	1,110
2	2,080	2,332	1,299	370	535	802	552	1,476
3	2,080	3,221	1,299	370	535	802	552	1,900
4	2,080	3,221	1,493	370	535	802	552	2,183

Shipped-Loose Accessories are found on page 53 • Alternative Cabinets (Painted or Stainless Steel) and Coil Coating (RussProof, Bronz-Glow & Electrofin) options are available. Contact Application Engineering, or a Sales Representative, if you are interested in these options.

If ordering a factory mounted TXV with a Hot Gas Defrost Reverse Cycle unit, a factory mounted LLSV and Check Valve must also be ordered.

1 Price Adder is for Electronic Expansion Valve (EEV) only. Controller not included and must be field supplied.

HEAVY DUTY

HOT GAS DEFROST // 3-PIPE CYCLE CONFIGURABLE BASE MODELS

No. of Fans		DUAL SPEED EC MOTORS // ELECTRIC DRAIN PAN HEATER				
		208-230/1/60		460/1/60		
		Model No.	List Price (\$US)	Model No.	List Price (\$US)	
6 FPI	1	WH6H033DDA	28,713	WH6H033FDA	29,291	
		WH6H044DDA	34,284	WH6H044FDA	34,971	
		WH6H053DDA	37,069	WH6H053FDA	37,810	
	2	WH6H066DDA	44,616	WH6H066FDA	45,509	
		WH6H089DDA	57,276	WH6H089FDA	58,422	
		WH6H109DDA	68,285	WH6H109FDA	69,650	
	3	WH6H134DDA	75,715	WH6H134FDA	77,229	
		WH6H163DDA	99,218	WH6H163FDA	101,202	
	4	WH6H199DDA	113,925	WH6H199FDA	116,201	
	4 FPI	1	WH4H035DDA	32,912	WH4H035FDA	33,572
			WH4H044DDA	35,585	WH4H044FDA	36,296
		2	WH4H071DDA	54,987	WH4H071FDA	56,086
WH4H087DDA			65,551	WH4H087FDA	66,864	
3		WH4H107DDA	72,684	WH4H107FDA	74,137	
		WH4H131DDA	95,247	WH4H131FDA	97,154	
4		WH4H167DDA	109,366	WH4H167FDA	111,556	

**All Hot Gas Defrost 3-Pipe Unit Coolers
require a TXV or an EEV**

EC motors are rated for 50Hz operations. Dual speed EC motors are compliant with California Title 24 regulations. Dual speed motor operation employs a relay to control motor speed. • Hot Gas Defrost models feature an Electric Drain Pan Heater.

HEAVY DUTY

HOT GAS DEFROST // 3-PIPE CYCLE CONFIGURABLE BASE MODELS

No. of Fans		DUAL SPEED EC MOTORS // HOT GAS DRAIN PAN HEATER				
		208-230/1/60		460/1/60		
		Model No.	List Price (\$US)	Model No.	List Price (\$US)	
6 FPI	1	WH6K033DDA	29,146	WH6K033FDA	29,729	
		WH6K044DDA	34,798	WH6K044FDA	35,496	
		WH6K053DDA	37,628	WH6K053FDA	38,380	
	2	WH6K066DDA	45,287	WH6K066FDA	46,192	
		WH6K089DDA	58,138	WH6K089FDA	59,299	
		WH6K109DDA	69,308	WH6K109FDA	70,694	
	3	WH6K134DDA	76,850	WH6K134FDA	78,388	
		WH6K163DDA	100,706	WH6K163FDA	102,720	
	4	WH6K199DDA	115,633	WH6K199FDA	117,944	
	4 FPI	1	WH4K035DDA	33,407	WH4K035FDA	34,075
			WH4K044DDA	36,120	WH4K044FDA	36,843
		2	WH4K071DDA	55,813	WH4K071FDA	56,925
WH4K087DDA			66,535	WH4K087FDA	67,867	
3		WH4K107DDA	73,777	WH4K107FDA	75,249	
		WH4K131DDA	96,677	WH4K131FDA	98,610	
4		WH4K167DDA	111,009	WH4K167FDA	113,229	

**All Hot Gas Defrost 3-Pipe Unit Coolers
require a TXV or an EEV**

EC motors are rated for 50Hz operations. Dual speed EC motors are compliant with California Title 24 regulations. Dual speed motor operation employs a relay to control motor speed. • Hot Gas Defrost models feature an Electric Drain Pan Heater.

HEAVY DUTY

HOT GAS DEFROST // 3-PIPE CONFIGURABLE OPTIONS

# OF FANS	FACTORY MOUNTED OPTIONS // LIST PRICE ADDER (\$US)							
	TXV	EEV ¹	LLSV	Check Valve	Mechanical Thermostat	Electronic Thermostat	Adjustable Defrost Control / Fan Delay Switch	Insulated Drain Pan
1	1,364	2,332	1,044	370	535	802	552	1,110
2	2,080	2,332	1,299	370	535	802	552	1,476
3	2,080	3,221	1,299	370	535	802	552	1,900
4	2,080	3,221	1,493	370	535	802	552	2,183

Shipped-Loose Accessories are found on next page • Alternative Cabinets (Painted or Stainless Steel) and Coil Coating (RussProof, Bronz-Glow & Electrofin) options are available. Contact Application Engineering, or a Sales Representative, if you are interested in these options.

1 Price Adder is for Electronic Expansion Valve (EEV) only. Controller not included and must be field supplied.

HEAVY DUTY

Shipped Loose Accessories

CONTROLS & THERMOSTATS

Option Name	Option Description	List Price (\$US)
EcoNet Command Center	EcoNet Command Center for EcoNet Enabled Unit Coolers	1,542
Mechanical Thermostat	Mechanical Thermostat: -30°F to + 100°F	503
Electronic Thermostat	Electronic Thermostat: -30°F to + 100°F	649

VALVES

Option Name	Range	List Price (\$US)
Electronic Expansion Valve (EEV)	1 to 15 Tons	1,799
	16 to 25 Tons	2,583
Thermostatic Expansion Valve (TXV)	1/4 to 3 Tons	590
	4 to 9 Tons	840
	10 to 30 Tons	1,477
Liquid Line Solenoid Valve (LLSV)	1/2 thru 3 HP	497
	4 thru 8 HP	556
	9 thru 10 HP	807
	12 thru 15 HP	991
	22 HP	1,265

HEAT EXCHANGERS

Part No.	Model No.	Length (in)	Liquid Line (in)	Suction Line (in)	List Price (\$US)
HX-25	105065001	12	1/4	1/2	279
HX-50	105065003	13	3/8	5/8	327
HX-75	105065004	14	3/8	7/8	448
HX-100	105065005	14	3/8	1-1/8	571
HX-150	105065006	14	1/2	1-1/8	660
HX-250	105065007	14	5/8	1-3/8	874
HX-350	105065008	16	5/8	1-5/8	899
HX-500	105065009	17	7/8	2-1/8	1,426
LHX-15	105065010	30	7/8	2-1/8	3,914
LHX-20	105065011	30	1-1/8	2-1/8	4,186
LHX-25	105065012	30	1-1/8	2-5/8	4,483

WAREHOUSE

Medium to Large Walk-Ins
Cooler & Freezer Applications
in boxes >3,000 sq. ft.



Air Defrost	Electric Defrost	Hot Gas Defrost
34,500 - 282,500	36,400 - 246,100	36,400 - 246,100

MODEL NOMENCLATURE

W	W	6	E	143	E	T	A
Brand	Style	Fins Per Inch (FPI)	Defrost Type	Capacity	Voltage	Motor Type	Vintage
W - Witt	W - Warehouse Z - Reverse Connections	6 FPI 4 FPI	A - Air D - Medium Temp Electric E - Low Temp Electric H - Hot Gas 3-Pipe + Electric Drain Pan K - Hot Gas 3-Pipe + Hot Gas Drain Pan G - Hot Gas Reverse + Electric Drain Pan L - Hot Gas Reverse + Hot Gas Drain Pan	# x 100 = BTUH	E - 208-230/3/60 G - 460/3/60	T - 3 Phase H - 3 Phase + High-Static (Pressure Prop) Fan Blades	

STANDARD FEATURES

- ▶ Rail-mount three-phase motors with standard or high-static pressure prop fan blades
- ▶ Enhanced copper tube and aluminum fin coil construction
- ▶ High efficiency deep draw venturi for optimal air flow
- ▶ Slide out end panels
- ▶ Easily removable fan guards and modular fan panels
- ▶ Hinged drain pan
- ▶ Face mounted defrost heaters for optimal performance and easy service access
- ▶ Embossed aluminum housing
- ▶ Available as single through four fan models

OPTIONS

- ▶ EcoNet® Enabled Unit Cooler controller
 - ▶ EcoNet Command Center
 - ▶ Reverse connections
 - ▶ Painted housing
 - ▶ Coated Coil
 - ▶ Suction/Liquid Heat Exchanger
 - ▶ Insulated drain pan
- DOE AWEF specifications do not apply to boxes over 3,000 square feet

WAREHOUSE

AIR DEFROST CONFIGURABLE BASE MODELS

No. of Fans	THREE-PHASE MOTOR // STANDARD FAN // 6 FPI			
	208-230/3/60		460/3/60	
	Model No.	List Price (\$US)	Model No.	List Price (\$US)
1	WW6A034ETA	18,913	WW6A034GTA	19,292
	WW6A047ETA	20,774	WW6A047GTA	21,189
	WW6A058ETA	21,771	WW6A058GTA	22,206
2	WW6A069ETA	24,262	WW6A069GTA	24,748
	WW6A094ETA	34,285	WW6A094GTA	34,971
	WW6A117ETA	38,475	WW6A117GTA	39,246
3	WW6A143ETA	41,072	WW6A143GTA	41,892
	WW6A176ETA	55,030	WW6A176GTA	56,132
4	WW6A190ETA	63,892	WW6A190GTA	65,173
	WW6A234ETA	71,080	WW6A234GTA	72,502

AIR DEFROST CONFIGURABLE OPTIONS

EcoNet 1.0 Control Package **no longer available**

# OF FANS	FACTORY MOUNTED OPTIONS // LIST PRICE ADDER (\$US)							
	TXV	EEV ¹	EcoNet 2.0 Control Package ²	KE2 Evaporator Defrost Control Package	LLSV	Mechanical Thermostat	Electronic Thermostat	Insulated Drain Pan
1	1,364	2,332	8,054	11,234	1,044	535	802	1,110
2	2,080	2,332	8,054	11,234	1,299	535	802	1,476
3	2,080	3,221	8,054	12,123	1,299	535	802	1,900
4	2,080	3,221	8,054	12,318	1,493	535	802	2,183

1 Price Adder is for Electronic Expansion Valve (EEV) only. Controller not included and must be field supplied.

2 Warehouse Unit Coolers with EcoNet will also have a Thru-the-Door Disconnect

KE2 Evaporator Control Package includes KE2 OEM control board, Liquid Line Solenoid Valve (LLSV) and Electronic Expansion Valve (EEV).

Shipped-Loose Accessories are found on page 68 • Alternative Cabinets (Painted or Stainless Steel) and Coil Coating (RussProof, Bronz-Glow & Electrofin) options are available. Contact Application Engineering, or a Sales Representative, if you are interested in these options.

WAREHOUSE

LOW TEMP ELECTRIC DEFROST CONFIGURABLE BASE MODELS

No. of Fans		THREE-PHASE MOTOR // STANDARD FAN				
		208-230/3/60		460/3/60		
		Model No.	List Price (\$US)	Model No.	List Price (\$US)	
6 FPI	1	WW6E036ETA	21,488	WW6E036GTA	21,914	
		WW6E047ETA	25,654	WW6E047GTA	26,165	
		WW6E059ETA	27,736	WW6E059GTA	28,291	
	2	WW6E072ETA	37,556	WW6E072GTA	38,307	
		WW6E096ETA	48,215	WW6E096GTA	49,178	
		WW6E120ETA	57,480	WW6E120GTA	58,629	
	3	WW6E143ETA	63,732	WW6E143GTA	65,009	
		WW6E179ETA	87,149	WW6E179GTA	88,890	
	4	WW6E216ETA	100,065	WW6E216GTA	102,068	
	4 FPI	1	WW4E038ETA	24,625	WW4E038GTA	25,118
			WW4E048ETA	26,626	WW4E048GTA	27,160
		2	WW4E077ETA	46,286	WW4E077GTA	47,212
WW4E097ETA			55,180	WW4E097GTA	56,282	
3		WW4E115ETA	61,184	WW4E115GTA	62,408	
		WW4E145ETA	83,663	WW4E145GTA	85,336	
4		WW4E182ETA	96,062	WW4E182GTA	97,984	

ELECTRIC DEFROST CONFIGURABLE OPTIONS

EcoNet 1.0 Control Package **no longer available**

# OF FANS	FACTORY MOUNTED OPTIONS // LIST PRICE ADDER (\$US)							
	TXV	EEV ¹	EcoNet 2.0 Control Package ²	KE2 Evaporator Defrost Control Package	LLSV	Mechanical Thermostat	Electronic Thermostat	Insulated Drain Pan
1	1,364	2,332	8,054	11,234	1,044	535	802	1,110
2	2,080	2,332	8,054	11,234	1,299	535	802	1,476
3	2,080	3,221	8,054	12,123	1,299	535	802	1,900
4	2,080	3,221	8,054	12,318	1,493	535	802	2,183

Shipped-Loose Accessories are found on page 68 • Alternative Cabinets (Painted or Stainless Steel) and Coil Coating (RussProof, Bronz-Glow & Electrofin) options are available. Contact Application Engineering, or a Sales Representative, if you are interested in these options.

1 Price Adder is for Electronic Expansion Valve (EEV) only. Controller not included and must be field supplied.

2 Warehouse Unit Coolers with EcoNet will also have a Thru-the-Door Disconnect

KE2 Evaporator Control Package includes KE2 OEM control board, Liquid Line Solenoid Valve (LLSV) and Electronic Expansion Valve (EEV).

WAREHOUSE

MEDIUM TEMP ELECTRIC DEFROST CONFIGURABLE BASE MODELS

No. of Fans	THREE-PHASE MOTOR // STANDARD FAN				
	208-230/3/60		460/3/60		
	Model No.	List Price (\$US)	Model No.	List Price (\$US)	
6 FPI	1	WW6D033ETA	21,488	WW6D033GTA	21,914
		WW6D046ETA	25,654	WW6D046GTA	26,165
		WW6D057ETA	27,736	WW6D057GTA	28,291
	2	WW6D068ETA	37,556	WW6D068GTA	38,307
		WW6D093ETA	48,215	WW6D093GTA	49,178
		WW6D116ETA	57,480	WW6D116GTA	58,629
	3	WW6D142ETA	63,732	WW6D142GTA	65,009
		WW6D175ETA	87,149	WW6D175GTA	88,890
4	WW6D189ETA	93,607	WW6D189GTA	95,479	
	WW6D233ETA	100,065	WW6D233GTA	102,068	
4 FPI	1	WW4D029ETA	20,626	WW4D029GTA	21,036
		WW4D041ETA	24,625	WW4D041GTA	25,116
		WW4D050ETA	26,623	WW4D050GTA	27,158
	2	WW4D060ETA	36,051	WW4D060GTA	36,771
		WW4D082ETA	46,282	WW4D082GTA	47,207
		WW4D103ETA	55,175	WW4D103GTA	56,279
	3	WW4D126ETA	61,177	WW4D126GTA	62,403
		WW4D155ETA	83,654	WW4D155GTA	85,326
	4	WW4D167ETA	89,854	WW4D167GTA	91,651
		WW4D206ETA	96,052	WW4D206GTA	97,975

ELECTRIC DEFROST CONFIGURABLE OPTIONS

EcoNet 1.0 Control Package **no longer available**

# OF FANS	FACTORY MOUNTED OPTIONS // LIST PRICE ADDER (\$US)							
	TXV	EEV ¹	EcoNet 2.0 Control Package ²	KE2 Evaporator Defrost Control Package	LLSV	Mechanical Thermostat	Electronic Thermostat	Insulated Drain Pan
1	1,364	2,332	8,054	11,234	1,044	535	802	1,110
2	2,080	2,332	8,054	11,234	1,299	535	802	1,476
3	2,080	3,221	8,054	12,123	1,299	535	802	1,900
4	2,080	3,221	8,054	12,318	1,493	535	802	2,183

See notes on previous page.

WAREHOUSE

ELECTRIC DEFROST CONFIGURABLE BASE MODELS

No. of Fans		THREE-PHASE MOTOR // HIGH-STATIC FAN				
		208-230/3/60		460/3/60		
		Model No.	List Price (\$US)	Model No.	List Price (\$US)	
6 FPI	1	WW6E036EHA	23,849	WW6E036GHA	24,327	
		WW6E047EHA	28,474	WW6E047GHA	29,043	
		WW6E059EHA	30,789	WW6E059GHA	31,403	
	2	WW6E072EHA	41,688	WW6E072GHA	42,519	
		WW6E096EHA	53,518	WW6E096GHA	54,589	
		WW6E120EHA	63,802	WW6E120GHA	65,078	
	3	WW6E143EHA	70,743	WW6E143GHA	72,159	
		WW6E179EHA	96,732	WW6E179GHA	98,668	
	4	WW6E216EHA	111,073	WW6E216GHA	113,292	
	4 FPI	1	WW4E038EHA	27,333	WW4E038GHA	27,879
			WW4E048EHA	29,556	WW4E048GHA	30,146
		2	WW4E077EHA	51,379	WW4E077GHA	52,405
WW4E097EHA			61,250	WW4E097GHA	62,474	
3		WW4E115EHA	67,913	WW4E115GHA	69,271	
		WW4E145EHA	92,863	WW4E145GHA	94,722	
4		WW4E182EHA	106,628	WW4E182GHA	108,762	

ELECTRIC DEFROST CONFIGURABLE OPTIONS

EcoNet 1.0 Control Package **no longer available**

# OF FANS	FACTORY MOUNTED OPTIONS // LIST PRICE ADDER (\$US)							
	TXV	EEV ¹	EcoNet 2.0 Control Package ²	KE2 Evaporator Defrost Control Package	LLSV	Mechanical Thermostat	Electronic Thermostat	Insulated Drain Pan
1	1,364	2,332	8,054	11,234	1,044	535	802	1,110
2	2,080	2,332	8,054	11,234	1,299	535	802	1,476
3	2,080	3,221	8,054	12,123	1,299	535	802	1,900
4	2,080	3,221	8,054	12,318	1,493	535	802	2,183

Shipped-Loose Accessories are found on page 68 • Alternative Cabinets (Painted or Stainless Steel) and Coil Coating (RussProof, Bronz-Glow & Electrofin) options are available. Contact Application Engineering, or a Sales Representative, if you are interested in these options.

1 Price Adder is for Electronic Expansion Valve (EEV) only. Controller not included and must be field supplied.

2 Warehouse Unit Coolers with EcoNet will also have a Thru-the-Door Disconnect

KE2 Evaporator Control Package includes KE2 OEM control board, Liquid Line Solenoid Valve (LLSV) and Electronic Expansion Valve (EEV).

WAREHOUSE

HOT GAS DEFROST // REVERSE CYCLE CONFIGURABLE BASE MODELS

No. of Fans	THREE-PHASE MOTOR // STANDARD FAN // ELECTRIC DRAIN PAN HEATER					
	208-230/3/60		460/3/60			
	Model No.	List Price (\$US)	Model No.	List Price (\$US)		
6 FPI	1	WW6G036ETA	21,272	WW6G036GTA	21,695	
		WW6G047ETA	25,396	WW6G047GTA	25,904	
		WW6G059ETA	27,457	WW6G059GTA	28,008	
	2	WW6G072ETA	37,180	WW6G072GTA	37,925	
		WW6G096ETA	47,731	WW6G096GTA	48,684	
		WW6G120ETA	56,903	WW6G120GTA	58,042	
	3	WW6G143ETA	63,096	WW6G143GTA	64,357	
		WW6G179ETA	86,275	WW6G179GTA	88,004	
	4	WW6G216ETA	99,063	WW6G216GTA	101,044	
	4 FPI	1	WW4G038ETA	24,382	WW4G038GTA	24,870
			WW4G048ETA	26,361	WW4G048GTA	26,887
		2	WW4G077ETA	45,823	WW4G077GTA	46,740
WW4G097ETA			54,628	WW4G097GTA	55,720	
3		WW4G115ETA	60,572	WW4G115GTA	61,783	
		WW4G145ETA	82,826	WW4G145GTA	84,484	
4		WW4G182ETA	95,100	WW4G182GTA	97,002	

All Hot Gas Reverse Cycle Unit Coolers require a TXV/LLSV/Check Valve or an EEV

HOT GAS DEFROST // REVERSE CYCLE CONFIGURABLE OPTIONS

No. of Fans	FACTORY MOUNTED OPTIONS // LIST PRICE ADDER (\$US)						
	TXV	EEV ¹	LLSV	Mechanical Thermostat	Electronic Thermostat	Adjustable Defrost Control / Fan Delay Switch	Insulated Drain Pan
1	1,364	2,332	1,044	535	802	552	1,110
2	2,080	2,332	1,299	535	802	552	1,476
3	2,080	3,221	1,299	535	802	552	1,900
4	2,080	3,221	1,493	535	802	552	2,183

Shipped-Loose Accessories are found on page 68 • Alternative Cabinets (Painted or Stainless Steel) and Coil Coating (RussProof, Bronz-Glow & Electrofin) options are available. Contact Application Engineering, or a Sales Representative, if you are interested in these options.

1 Price Adder is for Electronic Expansion Valve (EEV) only. Controller not included and must be field supplied.

WAREHOUSE

HOT GAS DEFROST // REVERSE CYCLE CONFIGURABLE BASE MODELS

No. of Fans	THREE-PHASE MOTOR // STANDARD FAN // HOT GAS DRAIN PAN HEATER				
	208-230/3/60		460/3/60		
	Model No.	List Price (\$US)	Model No.	List Price (\$US)	
6 FPI	1	WW6L036ETA	21,588	WW6L036GTA	22,021
		WW6L047ETA	25,773	WW6L047GTA	26,293
		WW6L059ETA	27,873	WW6L059GTA	28,428
	2	WW6L072ETA	37,740	WW6L072GTA	38,497
		WW6L096ETA	48,447	WW6L096GTA	49,418
		WW6L120ETA	57,758	WW6L120GTA	58,916
	3	WW6L143ETA	64,045	WW6L143GTA	65,326
		WW6L179ETA	87,574	WW6L179GTA	89,322
4	WW6L216ETA	100,550	WW6L216GTA	102,561	
4 FPI	1	WW4L038ETA	24,745	WW4L038GTA	25,241
		WW4L048ETA	26,752	WW4L048GTA	27,290
	2	WW4L077ETA	46,510	WW4L077GTA	47,441
		WW4L097ETA	55,449	WW4L097GTA	56,558
	3	WW4L115ETA	61,482	WW4L115GTA	62,711
		WW4L145ETA	84,068	WW4L145GTA	85,749
	4	WW4L182ETA	96,528	WW4L182GTA	98,458

All Hot Gas Reverse Cycle Unit Coolers require a TXV/LLSV/Check Valve or an EEV

HOT GAS DEFROST // REVERSE CYCLE CONFIGURABLE OPTIONS

No. of Fans	FACTORY MOUNTED OPTIONS // LIST PRICE ADDER (\$US)						
	TXV	EEV ¹	LLSV	Mechanical Thermostat	Electronic Thermostat	Adjustable Defrost Control / Fan Delay Switch	Insulated Drain Pan
1	1,364	2,332	1,044	535	802	552	1,110
2	2,080	2,332	1,299	535	802	552	1,476
3	2,080	3,221	1,299	535	802	552	1,900
4	2,080	3,221	1,493	535	802	552	2,183

Shipped-Loose Accessories are found on page 68 • Alternative Cabinets (Painted or Stainless Steel) and Coil Coating (RussProof, Bronz-Glow & Electrofin) options are available. Contact Application Engineering, or a Sales Representative, if you are interested in these options.

1 Price Adder is for Electronic Expansion Valve (EEV) only. Controller not included and must be field supplied.

WAREHOUSE

HOT GAS DEFROST // REVERSE CYCLE CONFIGURABLE BASE MODELS

No. of Fans	THREE-PHASE MOTOR // HIGH-STATIC FAN // ELECTRIC DRAIN PAN HEATER				
	208-230/3/60		460/3/60		
	Model No.	List Price (\$US)	Model No.	List Price (\$US)	
6 FPI	1	WW6G036EHA	23,609	WW6G036GHA	24,081
		WW6G047EHA	28,187	WW6G047GHA	28,753
		WW6G059EHA	30,479	WW6G059GHA	31,087
	2	WW6G072EHA	41,270	WW6G072GHA	42,096
		WW6G096EHA	52,983	WW6G096GHA	54,042
		WW6G120EHA	63,165	WW6G120GHA	64,428
	3	WW6G143EHA	70,037	WW6G143GHA	71,439
		WW6G179EHA	95,768	WW6G179GHA	97,685
4	WW6G216EHA	109,961	WW6G216GHA	112,159	
4 FPI	1	WW4G038EHA	27,062	WW4G038GHA	27,603
		WW4G048EHA	29,259	WW4G048GHA	29,845
	2	WW4G077EHA	50,864	WW4G077GHA	51,881
		WW4G097EHA	60,638	WW4G097GHA	61,851
	3	WW4G115EHA	67,236	WW4G115GHA	68,580
		WW4G145EHA	91,937	WW4G145GHA	93,776
	4	WW4G182EHA	105,562	WW4G182GHA	107,673

All Hot Gas Reverse Cycle Unit Coolers require a TXV/LLSV/Check Valve or an EEV

HOT GAS DEFROST // REVERSE CYCLE CONFIGURABLE OPTIONS

No. of Fans	FACTORY MOUNTED OPTIONS // LIST PRICE ADDER (\$US)						
	TXV	EEV ¹	LLSV	Mechanical Thermostat	Electronic Thermostat	Adjustable Defrost Control / Fan Delay Switch	Insulated Drain Pan
1	1,364	2,332	1,044	535	802	552	1,110
2	2,080	2,332	1,299	535	802	552	1,476
3	2,080	3,221	1,299	535	802	552	1,900
4	2,080	3,221	1,493	535	802	552	2,183

Shipped-Loose Accessories are found on page 68 • Alternative Cabinets (Painted or Stainless Steel) and Coil Coating (RussProof, Bronz-Glow & Electrofin) options are available. Contact Application Engineering, or a Sales Representative, if you are interested in these options.

1 Price Adder is for Electronic Expansion Valve (EEV) only. Controller not included and must be field supplied.

WAREHOUSE

HOT GAS DEFROST // REVERSE CYCLE CONFIGURABLE BASE MODELS

No. of Fans		THREE-PHASE MOTOR // HIGH-STATIC FAN // HOT GAS DRAIN PAN HEATER				
		208-230/3/60		460/3/60		
		Model No.	List Price (\$US)	Model No.	List Price (\$US)	
6 FPI	1	WW6L036EHA	23,964	WW6L036GHA	24,444	
		WW6L047EHA	28,609	WW6L047GHA	29,186	
		WW6L059EHA	30,936	WW6L059GHA	31,555	
	2	WW6L072EHA	41,891	WW6L072GHA	42,728	
		WW6L096EHA	53,777	WW6L096GHA	54,850	
		WW6L120EHA	64,111	WW6L120GHA	65,394	
	3	WW6L143EHA	71,087	WW6L143GHA	72,512	
		WW6L179EHA	97,205	WW6L179GHA	99,149	
	4	WW6L216EHA	111,611	WW6L216GHA	113,844	
	4 FPI	1	WW4L038EHA	27,470	WW4L038GHA	28,020
			WW4L048EHA	29,697	WW4L048GHA	30,291
		2	WW4L077EHA	51,625	WW4L077GHA	52,661
WW4L097EHA			61,547	WW4L097GHA	62,779	
3		WW4L115EHA	68,243	WW4L115GHA	69,608	
		WW4L145EHA	93,315	WW4L145GHA	95,184	
4		WW4L182EHA	107,144	WW4L182GHA	109,290	

All Hot Gas Reverse Cycle Unit Coolers require a TXV/LLSV/Check Valve or an EEV

HOT GAS DEFROST // REVERSE CYCLE CONFIGURABLE OPTIONS

No. of Fans	FACTORY MOUNTED OPTIONS // LIST PRICE ADDER (\$US)						
	TXV	EEV ¹	LLSV	Mechanical Thermostat	Electronic Thermostat	Adjustable Defrost Control / Fan Delay Switch	Insulated Drain Pan
1	1,364	2,332	1,044	535	802	552	1,110
2	2,080	2,332	1,299	535	802	552	1,476
3	2,080	3,221	1,299	535	802	552	1,900
4	2,080	3,221	1,493	535	802	552	2,183

Shipped-Loose Accessories are found on page 68 • Alternative Cabinets (Painted or Stainless Steel) and Coil Coating (RussProof, Bronz-Glow & Electrofin) options are available. Contact Application Engineering, or a Sales Representative, if you are interested in these options.

1 Price Adder is for Electronic Expansion Valve (EEV) only. Controller not included and must be field supplied.

WAREHOUSE

HOT GAS DEFROST // REVERSE CYCLE CONFIGURABLE BASE MODELS

No. of Fans	THREE-PHASE MOTOR // HIGH-STATIC FAN // ELECTRIC DRAIN PAN HEATER					
	208-230/3/60		460/3/60			
	Model No.	List Price (\$US)	Model No.	List Price (\$US)		
6 FPI	1	WW6G036EHA	23,609	WW6G036GHA	24,081	
		WW6G047EHA	28,187	WW6G047GHA	28,753	
		WW6G059EHA	30,479	WW6G059GHA	31,087	
	2	WW6G072EHA	41,270	WW6G072GHA	42,096	
		WW6G096EHA	52,983	WW6G096GHA	54,042	
		WW6G120EHA	63,165	WW6G120GHA	64,428	
	3	WW6G143EHA	70,037	WW6G143GHA	71,439	
		WW6G179EHA	95,768	WW6G179GHA	97,685	
	4	WW6G216EHA	109,961	WW6G216GHA	112,159	
	4 FPI	1	WW4G038EHA	27,062	WW4G038GHA	27,603
			WW4G048EHA	29,259	WW4G048GHA	29,845
		2	WW4G077EHA	50,864	WW4G077GHA	51,881
WW4G097EHA			60,638	WW4G097GHA	61,851	
3		WW4G115EHA	67,236	WW4G115GHA	68,580	
		WW4G145EHA	91,937	WW4G145GHA	93,776	
4		WW4G182EHA	105,562	WW4G182GHA	107,673	

All Hot Gas Reverse Cycle Unit Coolers require a TXV/LLSV/Check Valve or an EEV

HOT GAS DEFROST // REVERSE CYCLE CONFIGURABLE OPTIONS

No. of Fans	FACTORY MOUNTED OPTIONS // LIST PRICE ADDER (\$US)						
	TXV	EEV ¹	LLSV	Mechanical Thermostat	Electronic Thermostat	Adjustable Defrost Control / Fan Delay Switch	Insulated Drain Pan
1	1,364	2,332	1,044	535	802	552	1,110
2	2,080	2,332	1,299	535	802	552	1,476
3	2,080	3,221	1,299	535	802	552	1,900
4	2,080	3,221	1,493	535	802	552	2,183

Shipped-Loose Accessories are found on page 68 • Alternative Cabinets (Painted or Stainless Steel) and Coil Coating (RussProof, Bronz-Glow & Electrofin) options are available. Contact Application Engineering, or a Sales Representative, if you are interested in these options.

1 Price Adder is for Electronic Expansion Valve (EEV) only. Controller not included and must be field supplied.

WAREHOUSE

HOT GAS DEFROST // 3-PIPE CONFIGURABLE BASE MODELS

No. of Fans		THREE-PHASE MOTOR // STANDARD FAN // ELECTRIC DRAIN PAN HEATER				
		208-230/3/60		460/3/60		
		Model No.	List Price (\$US)	Model No.	List Price (\$US)	
6 FPI	1	WW6H036ETA	21,272	WW6H036GTA	21,695	
		WW6H047ETA	25,396	WW6H047GTA	25,904	
		WW6H059ETA	27,457	WW6H059GTA	28,008	
	2	WW6H072ETA	37,180	WW6H072GTA	37,925	
		WW6H096ETA	47,731	WW6H096GTA	48,684	
		WW6H120ETA	56,903	WW6H120GTA	58,042	
	3	WW6H143ETA	63,096	WW6H143GTA	64,357	
		WW6H179ETA	86,275	WW6H179GTA	88,004	
	4	WW6H216ETA	99,063	WW6H216GTA	101,044	
	4 FPI	1	WW4H038ETA	24,382	WW4H038GTA	24,870
			WW4H048ETA	26,361	WW4H048GTA	26,887
		2	WW4H077ETA	45,823	WW4H077GTA	46,740
WW4H097ETA			54,628	WW4H097GTA	55,720	
3		WW4H115ETA	60,572	WW4H115GTA	61,783	
		WW4H145ETA	82,826	WW4H145GTA	84,484	
4		WW4H182ETA	95,100	WW4H182GTA	97,002	

All Hot Gas Defrost 3-Pipe Unit Coolers require a TXV or an EEV

HOT GAS DEFROST // 3-PIPE CONFIGURABLE OPTIONS

No. of Fans	FACTORY MOUNTED OPTIONS // LIST PRICE ADDER (\$US)						
	TXV	EEV ¹	LLSV	Mechanical Thermostat	Electronic Thermostat	Adjustable Defrost Control / Fan Delay Switch	Insulated Drain Pan
1	1,364	2,332	1,044	535	802	552	1,110
2	2,080	2,332	1,299	535	802	552	1,476
3	2,080	3,221	1,299	535	802	552	1,900
4	2,080	3,221	1,493	535	802	552	2,183

Shipped-Loose Accessories are found on page 68 • Alternative Cabinets (Painted or Stainless Steel) and Coil Coating (RussProof, Bronz-Glow & Electrofin) options are available. Contact Application Engineering, or a Sales Representative, if you are interested in these options.

1 Price Adder is for Electronic Expansion Valve (EEV) only. Controller not included and must be field supplied.

WAREHOUSE

HOT GAS DEFROST // 3-PIPE CONFIGURABLE BASE MODELS

No. of Fans		THREE-PHASE MOTOR // STANDARD FAN // HOT GAS DRAIN PAN HEATER				
		208-230/3/60		460/3/60		
		Model No.	List Price (\$US)	Model No.	List Price (\$US)	
6 FPI	1	WW6K036ETA	21,588	WW6K036GTA	22,021	
		WW6K047ETA	25,773	WW6K047GTA	26,293	
		WW6K059ETA	27,873	WW6K059GTA	28,428	
	2	WW6K072ETA	37,740	WW6K072GTA	38,497	
		WW6K096ETA	48,447	WW6K096GTA	49,418	
		WW6K120ETA	57,758	WW6K120GTA	58,916	
	3	WW6K143ETA	64,045	WW6K143GTA	65,326	
		WW6K179ETA	87,574	WW6K179GTA	89,322	
	4	WW6K216ETA	100,550	WW6K216GTA	102,561	
	4 FPI	1	WW4K038ETA	24,745	WW4K038GTA	25,241
			WW4K048ETA	26,752	WW4K048GTA	27,290
		2	WW4K077ETA	46,510	WW4K077GTA	47,441
WW4K097ETA			55,449	WW4K097GTA	56,558	
3		WW4K115ETA	61,482	WW4K115GTA	62,711	
		WW4K145ETA	84,068	WW4K145GTA	85,749	
4		WW4K182ETA	96,528	WW4K182GTA	98,458	

All Hot Gas Defrost 3-Pipe Unit Coolers require a TXV or an EEV

HOT GAS DEFROST // 3-PIPE CONFIGURABLE OPTIONS

No. of Fans	FACTORY MOUNTED OPTIONS // LIST PRICE ADDER (\$US)						
	TXV	EEV ¹	LLSV	Mechanical Thermostat	Electronic Thermostat	Adjustable Defrost Control / Fan Delay Switch	Insulated Drain Pan
1	1,364	2,332	1,044	535	802	552	1,110
2	2,080	2,332	1,299	535	802	552	1,476
3	2,080	3,221	1,299	535	802	552	1,900
4	2,080	3,221	1,493	535	802	552	2,183

Shipped-Loose Accessories are found on page 68 • Alternative Cabinets (Painted or Stainless Steel) and Coil Coating (RussProof, Bronz-Glow & Electrofin) options are available. Contact Application Engineering, or a Sales Representative, if you are interested in these options.

1 Price Adder is for Electronic Expansion Valve (EEV) only. Controller not included and must be field supplied.

WAREHOUSE

HOT GAS DEFROST // 3-PIPE CONFIGURABLE BASE MODELS

No. of Fans	THREE-PHASE MOTOR // HIGH-STATIC FAN // ELECTRIC DRAIN PAN HEATER					
	208-230/3/60		460/3/60			
	Model No.	List Price (\$US)	Model No.	List Price (\$US)		
6 FPI	1	WW6H036EHA	23,609	WW6H036GHA	24,081	
		WW6H047EHA	28,187	WW6H047GHA	28,753	
		WW6H059EHA	30,479	WW6H059GHA	31,087	
	2	WW6H072EHA	41,270	WW6H072GHA	42,096	
		WW6H096EHA	52,983	WW6H096GHA	54,042	
		WW6H120EHA	63,165	WW6H120GHA	64,428	
	3	WW6H143EHA	70,037	WW6H143GHA	71,439	
		WW6H179EHA	95,768	WW6H179GHA	97,685	
	4	WW6H216EHA	109,961	WW6H216GHA	112,159	
	4 FPI	1	WW4H038EHA	27,062	WW4H038GHA	27,603
			WW4H048EHA	29,259	WW4H048GHA	29,845
		2	WW4H077EHA	50,864	WW4H077GHA	51,881
WW4H097EHA			60,638	WW4H097GHA	61,851	
3		WW4H115EHA	67,236	WW4H115GHA	68,580	
		WW4H145EHA	91,937	WW4H145GHA	93,776	
4		WW4H182EHA	105,562	WW4H182GHA	107,673	

All Hot Gas Defrost 3-Pipe Unit Coolers require a TXV or an EEV

HOT GAS DEFROST // 3-PIPE CONFIGURABLE OPTIONS

No. of Fans	FACTORY MOUNTED OPTIONS // LIST PRICE ADDER (\$US)						
	TXV	EEV ¹	LLSV	Mechanical Thermostat	Electronic Thermostat	Adjustable Defrost Control / Fan Delay Switch	Insulated Drain Pan
1	1,364	2,332	1,044	535	802	552	1,110
2	2,080	2,332	1,299	535	802	552	1,476
3	2,080	3,221	1,299	535	802	552	1,900
4	2,080	3,221	1,493	535	802	552	2,183

Shipped-Loose Accessories are found on page 68 • Alternative Cabinets (Painted or Stainless Steel) and Coil Coating (RussProof, Bronz-Glow & Electrofin) options are available. Contact Application Engineering, or a Sales Representative, if you are interested in these options.

1 Price Adder is for Electronic Expansion Valve (EEV) only. Controller not included and must be field supplied.

WAREHOUSE

HOT GAS DEFROST // 3-PIPE CONFIGURABLE BASE MODELS

No. of Fans		THREE-PHASE MOTOR // HIGH-STATIC FAN // HOT GAS DRAIN PAN HEATER				
		208-230/3/60		460/3/60		
		Model No.	List Price (\$US)	Model No.	List Price (\$US)	
6 FPI	1	WW6K036EHA	23,964	WW6K036GHA	24,444	
		WW6K047EHA	28,609	WW6K047GHA	29,186	
		WW6K059EHA	30,936	WW6K059GHA	31,555	
	2	WW6K072EHA	41,891	WW6K072GHA	42,728	
		WW6K096EHA	53,777	WW6K096GHA	54,850	
		WW6K120EHA	64,111	WW6K120GHA	65,394	
	3	WW6K143EHA	71,087	WW6K143GHA	72,512	
		WW6K179EHA	97,205	WW6K179GHA	99,149	
	4	WW6K216EHA	111,611	WW6K216GHA	113,844	
	4 FPI	1	WW4K038EHA	27,470	WW4K038GHA	28,020
			WW4K048EHA	29,697	WW4K048GHA	30,291
		2	WW4K077EHA	51,625	WW4K077GHA	52,661
WW4K097EHA			61,547	WW4K097GHA	62,779	
3		WW4K115EHA	68,243	WW4K115GHA	69,608	
		WW4K145EHA	93,315	WW4K145GHA	95,184	
4		WW4K182EHA	107,144	WW4K182GHA	109,290	

All Hot Gas Defrost 3-Pipe Unit Coolers require a TXV or an EEV

HOT GAS DEFROST // 3-PIPE CONFIGURABLE OPTIONS

No. of Fans	FACTORY MOUNTED OPTIONS // LIST PRICE ADDER (\$US)						
	TXV	EEV ¹	LLSV	Mechanical Thermostat	Electronic Thermostat	Adjustable Defrost Control / Fan Delay Switch	Insulated Drain Pan
1	1,364	2,332	1,044	535	802	552	1,110
2	2,080	2,332	1,299	535	802	552	1,476
3	2,080	3,221	1,299	535	802	552	1,900
4	2,080	3,221	1,493	535	802	552	2,183

Shipped-Loose Accessories are found on page 68 • Alternative Cabinets (Painted or Stainless Steel) and Coil Coating (RussProof, Bronz-Glow & Electrofin) options are available. Contact Application Engineering, or a Sales Representative, if you are interested in these options.

1 Price Adder is for Electronic Expansion Valve (EEV) only. Controller not included and must be field supplied.

WAREHOUSE

Shipped Loose Accessories

CONTROLS & THERMOSTATS

Option Name	Option Description	List Price (\$US)
EcoNet Command Center	EcoNet Command Center for EcoNet Enabled Unit Coolers	1,542
Mechanical Thermostat	Mechanical Thermostat: -30°F to + 100°F	503
Electronic Thermostat	Electronic Thermostat: -30°F to + 100°F	649

VALVES

Option Name	Range	List Price (\$US)
Electronic Expansion Valve (EEV)	1 to 15 Tons	1,799
	16 to 25 Tons	2,583
Thermostatic Expansion Valve (TXV)	1/4 to 3 Tons	590
	4 to 9 Tons	840
	10 to 30 Tons	1,477
Liquid Line Solenoid Valve (LLSV)	1/2 thru 3 HP	497
	4 thru 8 HP	556
	9 thru 10 HP	807
	12 thru 15 HP	991
	22 HP	1,265

HEAT EXCHANGERS

Part No.	Model No.	Length (in)	Liquid Line (in)	Suction Line (in)	List Price (\$US)
HX-25	105065001	12	1/4	1/2	279
HX-50	105065003	13	3/8	5/8	327
HX-75	105065004	14	3/8	7/8	448
HX-100	105065005	14	3/8	1-1/8	571
HX-150	105065006	14	1/2	1-1/8	660
HX-250	105065007	14	5/8	1-3/8	874
HX-350	105065008	16	5/8	1-5/8	899
HX-500	105065009	17	7/8	2-1/8	1,426
LHX-15	105065010	30	7/8	2-1/8	3,914
LHX-20	105065011	30	1-1/8	2-1/8	4,186
LHX-25	105065012	30	1-1/8	2-5/8	4,483



AIR-COOLED CONDENSING UNITS

MODELS



DOE AWEF values for specific models in a given application can be found in the Product Brochure on our website.

NEXT-GEN MINICON 1/2 TO 6 HP



DOE AWEF values for specific models in a given application can be found in the Product Brochure on our website.

MODEL NOMENCLATURE

W	F	H	150	E	4S	D	A
Brand	Style	Compressor	Horsepower	Temperature	Refrigerant	Voltage	Vintage ¹
W - Witt	E - Center Mount	H - Hermetic O - Scroll		E - Extended Medium L - Low M - Medium	44 - R404A Only 4S - Multiple Refrigerants	D - 230/1/60 E - 208-230/3/60 G - 460/3/60 M - 200-220/1/50 N - 200-220/3/50 Q - 380/3/50	A B

PRE-CONFIGURATION CODE²

NT

Pre-Assembly
Code

NT - No Defrost Timer /Kit³

50 Hz available. Contact Factory for additional information.

- 1 A Vintage has standard PSC motor(s). B Vintage has standard High Efficiency motors.
- 2 Pre-Configuration Codes are used to show common Factory Mounted options and are not available for every model.
- 3 "NT" pre-configuration code is available on Flooded Models with 230/1/60 or 208-230/3/60 voltage.

Continued on next page

NEXT-GEN MINICON

1/2 TO 6 HP



DOE AWEF values for specific models in a given application can be found in the Product Brochure on our website.

STANDARD FEATURES

- ▶ Hermetic or Scroll Compressors
- ▶ All-weather - Galvanized steel painted housing
- ▶ Generously sized high efficiency condenser, enhanced copper tubes/aluminum fins
- ▶ Integral Liquid Sub-cooling Circuit provides sub-cooled liquid to the expansion device
- ▶ Base mounted shut-off valves placed external to cabinet for easy access
- ▶ Liquid line kit with filter/drier and sight glass with moisture indicator
- ▶ Suction line piping
- ▶ Larger electrical panel with hinged/removable door
- ▶ Color coded point-to-point wiring
- ▶ Crankcase heater
- ▶ Refrigerant receiver with isolation valve and pressure relief plug
- ▶ "A" Vintage Units feature PSC Motors, "B" Vintage Units feature High Efficiency Motors
- ▶ Encapsulated high pressure (auto reset) and adjustable low pressure control
- ▶ Electronic defrost timer with defrost contactor/relay on low temperature standard models (2 evaps. maximum)
- ▶ Electronic air defrost timer (Medium temperature standard models only)
- ▶ Flooded models include flooded head pressure control
- ▶ Non-flooded models include mild ambient fan cycle control

OPTIONS

- ▶ Suction Accumulator
- ▶ Oil separator (may not be available with mounted accumulator)
- ▶ Thru-the door fused disconnect for cabinet sizes FM2 through FM4
- ▶ External fused or non-fused disconnect loose or mounted
- ▶ Heated and insulated receiver
- ▶ Oversized receiver
- ▶ Adjustable high/low pressure control
- ▶ Hose option for adjustable pressure control

NEXT-GEN MINI-CON • 1/2 TO 6 HP

FLOODED // HERMETIC COMPRESSOR // CONFIGURABLE BASE MODELS

Includes Flooded Head Pressure Control Valve, Liquid Line Kit with Filter/Drier, Sight Glass with Moisture Indicator and Defrost Provisions

	Cabinet Size	Nom. H.P.	Compressor Model No.	208-230/1/60			4 Yr Compressor Protection Plan (Net Price Adder \$US)
				Model No.	Standard Defrost Provision(s)	List Price (\$US)	
EXTENDED MEDIUM TEMP	FM1	0.50	RST45C1E	WFH055E4SDB	Air Defrost Timer	12,196	217
		0.75	RST55C1E	WFH080E4SDB	Air Defrost Timer	12,299	217
		1.00	RST70C1E	WFH100E4SDB	Air Defrost Timer	13,683	239
	FM2	1.25	RST97C1E	WFH125E4SDB	Air Defrost Timer	14,331	239

NON-FLOODED // HERMETIC COMPRESSOR // CONFIGURABLE BASE MODELS

Includes Liquid Line Kit with Filter/Drier, Sight Glass with Moisture Indicator and Defrost Provisions

	Cabinet Size	Nom. H.P.	Compressor Model No.	208-230/1/60			4 Yr Compressor Protection Plan (Net Price Adder \$US)
				Model No.	Standard Defrost Provision(s)	List Price (\$US)	
EXTENDED MEDIUM TEMP	FM1	0.50	RST45C1E	WBH055E4SDB	Air Defrost Timer	11,426	217
		0.75	RST55C1E	WBH080E4SDB	Air Defrost Timer	11,576	217
		1.00	RST70C1E	WBH100E4SDB	Air Defrost Timer	12,832	239
	FM2	1.25	RST97C1E	WBH125E4SDB	Air Defrost Timer	13,458	239

FLOODED // HERMETIC COMPRESSOR // NO DEFROST PROVISIONS PRE-CONFIGURED MODELS

Includes Flooded Head Pressure Control Valve, Liquid Line Kit with Filter/Drier, Sight Glass with Moisture Indicator and No Defrost Provisions

	Cabinet Size	Nom. H.P.	Compressor Model No.	208-230/1/60		4 Yr Compressor Protection Plan (Net Price Adder \$US)
				Model No.	List Price (\$US)	
EXTENDED MEDIUM TEMP	FM1	0.50	RST45C1E	WFH055E4SDBNT	11,345	217
		0.75	RST55C1E	WFH080E4SDBNT	11,448	217
		1.00	RST70C1E	WFH100E4SDBNT	12,832	239
	FM2	1.25	RST97C1E	WFH125E4SDBNT	13,480	239

- Factory Mounted Options are found on pages 82-83 & Shipped-Loose Accessories are found on page 83.
- An Electric Defrost Kit must be ordered in lieu of the standard Air Defrost Timer when Extended Range Medium Temperature models are used for low temperature applications.

NEXT-GEN MINI-CON • 1/2 TO 6 HP

FLOODED // HERMETIC COMPRESSOR // CONFIGURABLE BASE MODELS

Includes Flooded Head Pressure Control Valve, Liquid Line Kit with Filter/Drier, Sight Glass with Moisture Indicator and Defrost Provisions

	Cabinet Size	Nom. H.P.	Compressor Model No.	208-230/3/60			4 Yr Compressor Protection Plan (Net Price Adder \$US)
				Model No.	Standard Defrost Provision(s)	List Price (\$US)	
EXT. MED TEMP	FM1	1.00	RST70C1E	WFH100E4SEB	Air Defrost Timer	13,529	239
	FM2	1.25	RST97C1E	WFH125E4SEB	Air Defrost Timer	14,170	239

NON-FLOODED // HERMETIC COMPRESSOR // CONFIGURABLE BASE MODELS

Includes Liquid Line Kit with Filter/Drier, Sight Glass with Moisture Indicator and Defrost Provisions

	Cabinet Size	Nom. H.P.	Compressor Model No.	208-230/3/60			4 Yr Compressor Protection Plan (Net Price Adder \$US)
				Model No.	Standard Defrost Provision(s)	List Price (\$US)	
EXT. MED TEMP	FM1	1.00	RST70C1E	WBH100E4SEB	Air Defrost Timer	12,673	239
	FM2	1.25	RST97C1E	WBH125E4SEB	Air Defrost Timer	13,330	239

FLOODED // HERMETIC COMPRESSOR // NO DEFROST PROVISIONS PRE-CONFIGURED MODELS

Includes Flooded Head Pressure Control Valve, Liquid Line Kit with Filter/Drier, Sight Glass with Moisture Indicator and No Defrost Provisions

	Cabinet Size	Nom. H.P.	Compressor Model No.	208-230/3/60		4 Yr Compressor Protection Plan (Net Price Adder \$US)
				Model No.	List Price (\$US)	
EXT. MED TEMP	FM1	1.00	RST70C1E	WFH100E4SEBNT	12,678	239
	FM2	1.25	RST97C1E	WFH125E4SEBNT	13,319	239

- Factory Mounted Options are found on pages 82-83 & Shipped-Loose Accessories are found on page 83.
- An Electric Defrost Kit must be ordered in lieu of the standard Air Defrost Timer when Extended Range Medium Temperature models are used for low temperature applications.

NEXT-GEN MINI-CON • 1/2 TO 6 HP

FLOODED // SCROLL COMPRESSOR // CONFIGURABLE BASE MODELS

Includes Flooded Head Pressure Control Valve, Liquid Line Kit with Filter/Drier, Sight Glass with Moisture Indicator and Defrost Provisions

	Cabinet Size	Nom. H.P.	Compressor Model No.	208-230/1/60			EC Motor List Price Adder (\$US)	4 Yr Compressor Protection Plan (Net Price Adder \$US)	
				Model No.	Standard Defrost Provision(s)	List Price (\$US)			
MED TEMP	FM1	0.5	ZB06KAE	WFO060M4SDA	Air Defrost Timer	12,698	430	404	
		0.75	ZB07KAE	WFO080M4SDA	Air Defrost Timer	13,409	430	404	
		1.0	ZB08KAE	WFO100M4SDA	Air Defrost Timer	13,659	430	404	
EXTENDED MEDIUM TEMPERATURE	FM2	1.0	ZS09KAE	WFO130E4SDA	Air Defrost Timer	14,462	430	404	
		1.25	ZS11KAE	WFO150E4SDA	Air Defrost Timer	14,559	859	404	
	FM3	1.5	ZS13KAE	WFO180E4SDA	Air Defrost Timer	16,106	859	404	
		2.0	ZS15KAE	WFO200E4SDA	Air Defrost Timer	16,122	859	404	
	FM4	2.5	ZS19KAE	WFO250E4SDA	Air Defrost Timer	16,429	859	404	
		2.8	ZS20KAE	WFO280E4SDA	Air Defrost Timer	17,345	859	404	
		3.0	ZS21KAE	WFO300E4SDA	Air Defrost Timer	17,582	859	530	
		3.5	ZS26KAE	WFO350E4SDA	Air Defrost Timer	19,313	859	530	
		4.0	ZS29KAE	WFO400E4SDA	Air Defrost Timer	19,578	859	549	
		4.5	ZS33KAE	WFO450E4SDA	Air Defrost Timer	21,127	859	549	
	LOW TEMPERATURE	FM1	5.0	ZS38K4E	WFO500E4SDA	Air Defrost Timer	22,104	859	568
			1.0	ZF03KAE	WFO100L4SDA	ED-5	14,636	430	404
1.3			ZF04KAE	WFO130L4SDA	ED-5	15,272	430	404	
FM2		1.5	ZF05KAE	WFO160L4SDA	ED-5	15,958	430	404	
		2.3	ZF07KAE	WFO230L4SDA	ED-7	16,931	859	404	
FM3		2.5	ZF08K4E	WFO250L4SDA	ED-7	18,284	859	404	
		3.0	ZF09K4E	WFO300L4SDA	ED-7	18,938	859	530	
		3.5	ZF11K4E	WFO350L4SDA	ED-10	20,924	859	530	
FM4	4.0	ZF13K4E	WFO400L4SDB	ED-10	23,576	-	549		
	5.0	ZF15K4E	WFO500L4SDB	ED-10	24,362	-	568		

- Factory Mounted Options are found on pages 82-83 & Shipped-Loose Accessories are found on page 83.
- An Electric Defrost Kit must be ordered in lieu of the standard Air Defrost Timer when Extended Range Medium Temperature models are used for low temperature applications.
- "-" Not Available

NEXT-GEN MINI-CON • 1/2 TO 6 HP

NON-FLOODED // SCROLL COMPRESSOR // CONFIGURABLE BASE MODELS
Includes Liquid Line Kit with Filter/Drier, Sight Glass with Moisture Indicator and Defrost Provisions

	Cabinet Size	Nom. H.P.	Compressor Model No.	208-230/1/60			EC Motor List Price Adder (\$US)	4 Yr Compressor Protection Plan (Net Price Adder \$US)	
				Model No.	Standard Defrost Provision(s)	List Price (\$US)			
MED TEMP	FM1	0.5	ZB06KAE	WBO060M4SDB	Air Defrost Timer	12,066	430	404	
		0.75	ZB07KAE	WBO080M4SDB	Air Defrost Timer	12,777	430	404	
		1.0	ZB08KAE	WBO100M4SDB	Air Defrost Timer	13,022	430	404	
EXTENDED MEDIUM TEMPERATURE	FM2	1.0	ZS09KAE	WBO130E4SDB	Air Defrost Timer	13,749	430	404	
		1.25	ZS11KAE	WBO150E4SDA	Air Defrost Timer	13,856	859	404	
	FM3	1.5	ZS13KAE	WBO180E4SDA	Air Defrost Timer	15,082	859	404	
		2.0	ZS15KAE	WBO200E4SDA	Air Defrost Timer	15,351	859	404	
	FM4	2.5	ZS19KAE	WBO250E4SDA	Air Defrost Timer	15,648	859	404	
		2.8	ZS20KAE	WBO280E4SDB	Air Defrost Timer	16,613	859	404	
		3.0	ZS21KAE	WBO300E4SDB	Air Defrost Timer	16,928	859	530	
		3.5	ZS26KAE	WBO350E4SDB	Air Defrost Timer	18,543	859	530	
		4.0	ZS29KAE	WBO400E4SDB	Air Defrost Timer	18,829	859	549	
		4.5	ZS33KAE	WBO450E4SDB	Air Defrost Timer	20,414	859	549	
	LOW TEMPERATURE	FM1	5.0	ZS38K4E	WBO500E4SDB	Air Defrost Timer	21,446	859	568
			1.0	ZF03KAE	WBO100L4SDB	ED-5	13,843	430	404
1.3			ZF04KAE	WBO130L4SDB	ED-5	14,533	430	404	
FM2		1.5	ZF05KAE	WBO160L4SDB	ED-5	15,255	430	404	
		2.3	ZF07KAE	WBO230L4SDA	ED-7	16,269	859	404	
FM3		2.5	ZF08K4E	WBO250L4SDA	ED-7	17,650	859	404	
		3.0	ZF09K4E	WBO300L4SDA	ED-7	18,726	859	530	
		3.5	ZF11K4E	WBO350L4SDA	ED-10	20,227	859	530	
FM4	4.0	ZF13K4E	WBO400L4SDB	ED-10	22,941	-	549		
	5.0	ZF15K4E	WBO500L4SDB	ED-10	23,620	-	568		

- Factory Mounted Options are found on pages 82-83 & Shipped-Loose Accessories are found on page 83.
- An Electric Defrost Kit must be ordered in lieu of the standard Air Defrost Timer when Extended Range Medium Temperature models are used for low temperature applications.
- "-" Not Available

NEXT-GEN MINI-CON • 1/2 TO 6 HP

FLOODED // SCROLL COMPRESSOR // NO DEFROST PROVISIONS PRE-CONFIGURED MODELS

Includes Flooded Head Pressure Control Valve, Liquid Line Kit with Filter/Drier, Sight Glass with Moisture Indicator and No Defrost Provisions

	Cabinet Size	Nom. H.P.	Compressor Model No.	208-230/1/60		4 Yr Compressor Protection Plan (Net Price Adder \$US)	
				Model No.	List Price (\$US)		
MED TEMP	FM1	0.5	ZB06KAE	WFO060M4SDANT	11,847	404	
		0.75	ZB07KAE	WFO080M4SDANT	12,558	404	
		1	ZB08KAE	WFO100M4SDANT	12,808	404	
EXTENDED MEDIUM TEMPERATURE	FM2	1	ZS09KAE	WFO130E4SDANT	13,611	404	
		1.25	ZS11KAE	WFO150E4SDANT	13,708	404	
	FM3	1.5	ZS13KAE	WFO180E4SDANT	15,255	404	
		2	ZS15KAE	WFO200E4SDANT	15,271	404	
	FM4	2.5	ZS19KAE	WFO250E4SDANT	15,578	404	
		2.8	ZS20KAE	WFO280E4SDANT	16,494	404	
		3	ZS21KAE	WFO300E4SDANT	16,731	530	
		3.5	ZS26KAE	WFO350E4SDANT	18,462	530	
		4	ZS29KAE	WFO400E4SDANT	18,727	549	
	LOW TEMPERATURE	FM1	4.5	ZS33KAE	WFO450E4SDANT	20,276	549
			5	ZS38K4E	WFO500E4SDANT	21,253	568
			1	ZF03KAE	WFO100L4SDANT	13,611	404
FM2		1.3	ZF04KAE	WFO130L4SDANT	14,247	404	
		1.5	ZF05KAE	WFO160L4SDANT	14,933	404	
FM3		2.3	ZF07KAE	WFO230L4SDANT	15,906	404	
		2.5	ZF08K4E	WFO250L4SDANT	17,259	404	
		3	ZF09K4E	WFO300L4SDANT	17,913	530	
FM4	3.5	ZF11K4E	WFO350L4SDANT	19,899	530		
	4	ZF13K4E	WFO400L4SDBNT	22,551	549		
		5	ZF15K4E	WFO500L4SDBNT	23,337	568	

• Factory Mounted Options are found on pages 82-83 & Shipped-Loose Accessories are found on page 83.

• An Electric Defrost Kit must be ordered in lieu of the standard Air Defrost Timer when Extended Range Medium Temperature models are used for low temperature applications.

NEXT-GEN MINI-CON • 1/2 TO 6 HP

FLOODED // SCROLL COMPRESSOR // CONFIGURABLE BASE MODELS

Includes Flooded Head Pressure Control Valve, Liquid Line Kit with Filter/Drier, Sight Glass with Moisture Indicator and Defrost Provisions

	Cabinet Size	Nom. H.P.	Compressor Model No.	208-230/3/60			EC Motor List Price Adder (\$US)	4 Yr Compressor Protection Plan (Net Price Adder \$US)	
				Model No.	Standard Defrost Provision(s)	List Price (\$US)			
MED TEMP	FM1	0.5	ZB06KAE	WFO060M4SEA	Air Defrost Timer	12,849	413	404	
		0.75	ZB07KAE	WFO080M4SEA	Air Defrost Timer	13,762	413	404	
		1.0	ZB08KAE	WFO100M4SEA	Air Defrost Timer	13,925	413	404	
EXTENDED MEDIUM TEMPERATURE	FM2	1.0	ZS09KAE	WFO130E4SEA	Air Defrost Timer	14,420	413	404	
		1.25	ZS11KAE	WFO150E4SEA	Air Defrost Timer	14,658	826	404	
		1.5	ZS13KAE	WFO180E4SEA	Air Defrost Timer	15,840	826	404	
	FM3	2.0	ZS15KAE	WFO200E4SEA	Air Defrost Timer	16,233	826	404	
		2.5	ZS19KAE	WFO250E4SEA	Air Defrost Timer	16,641	826	404	
	FM4	2.8	ZS20KAE	WFO280E4SEA	Air Defrost Timer	17,609	826	404	
		3.0	ZS21KAE	WFO300E4SEA	Air Defrost Timer	17,888	826	530	
		3.5	ZS26KAE	WFO350E4SEA	Air Defrost Timer	19,616	826	530	
		4.0	ZS29KAE	WFO400E4SEA	Air Defrost Timer	20,162	826	549	
		4.5	ZS33KAE	WFO450E4SEA	Air Defrost Timer	20,708	826	549	
		5.0	ZS38K4E	WFO500E4SEA	Air Defrost Timer	22,350	826	568	
	LOW TEMPERATURE	FM1	6.0	ZS45K4E	WFO600E4SEA	Air Defrost Timer	24,799	826	568
			1.0	ZF03KAE	WFO100L4SEA	ED-5	14,830	413	404
1.3			ZF04KAE	WFO130L4SEA	ED-5	15,478	413	404	
FM2		1.5	ZF05KAE	WFO160L4SEA	ED-5	16,173	413	404	
		2.3	ZF07KAE	WFO230L4SEA	ED-5	17,162	826	404	
FM3		2.5	ZF08K4E	WFO250L4SEA	ED-6	18,611	826	404	
		3.0	ZF09K4E	WFO300L4SEA	ED-6	19,290	826	530	
		3.5	ZF11K4E	WFO350L4SEA	ED-7	21,161	826	530	
FM4		4.0	ZF13K4E	WFO400L4SEB	ED-7	23,813	-	549	
	5.0	ZF15K4E	WFO500L4SEB	ED-11	24,494	-	568		
	6.0	ZF18K4E	WFO600L4SEB	ED-11	25,916	-	568		

- Factory Mounted Options are found on pages 82-83 & Shipped-Loose Accessories are found on page 83.
- An Electric Defrost Kit must be ordered in lieu of the standard Air Defrost Timer when Extended Range Medium Temperature models are used for low temperature applications.
- "-" Not Available

NEXT-GEN MINI-CON • 1/2 TO 6 HP

NON-FLOODED // SCROLL COMPRESSOR // CONFIGURABLE BASE MODELS

Includes Liquid Line Kit with Filter/Drier, Sight Glass with Moisture Indicator and Defrost Provisions

	Cabinet Size	Nom. H.P.	Compressor Model No.	208-230/3/60			EC Motor List Price Adder (\$US)	4 Yr Compressor Protection Plan (Net Price Adder \$US)	
				Model No.	Standard Defrost Provision(s)	List Price (\$US)			
MED TEMP	FM1	0.5	ZB06KAE	WBO060M4SEB	Air Defrost Timer	12,211	413	404	
		0.75	ZB07KAE	WBO080M4SEB	Air Defrost Timer	13,129	413	404	
		1.0	ZB08KAE	WBO100M4SEB	Air Defrost Timer	13,292	413	404	
EXTENDED MEDIUM TEMPERATURE	FM2	1.0	ZS09KAE	WBO130E4SEB	Air Defrost Timer	13,768	413	404	
		1.25	ZS11KAE	WBO150E4SEA	Air Defrost Timer	13,999	826	404	
		1.5	ZS13KAE	WBO180E4SEA	Air Defrost Timer	15,033	826	404	
	FM3	2.0	ZS15KAE	WBO200E4SEA	Air Defrost Timer	15,458	826	404	
		2.5	ZS19KAE	WBO250E4SEA	Air Defrost Timer	15,880	826	404	
	FM4	2.8	ZS20KAE	WBO280E4SEB	Air Defrost Timer	16,878	826	404	
		3.0	ZS21KAE	WBO300E4SEB	Air Defrost Timer	17,214	826	530	
		3.5	ZS26KAE	WBO350E4SEB	Air Defrost Timer	18,853	826	530	
		4.0	ZS29KAE	WBO400E4SEB	Air Defrost Timer	19,412	826	549	
		4.5	ZS33KAE	WBO450E4SEB	Air Defrost Timer	19,971	826	549	
		5.0	ZS38K4E	WBO500E4SEB	Air Defrost Timer	21,695	826	568	
	LOW TEMPERATURE	FM1	6.0	ZS45K4E	WBO600E4SEB	Air Defrost Timer	23,943	826	568
			1.0	ZF03KAE	WBO100L4SEB	ED-5	13,849	413	404
			1.3	ZF04KAE	WBO130L4SEB	ED-5	14,607	413	404
		FM2	1.5	ZF05KAE	WBO160L4SEB	ED-5	15,382	413	404
2.3			ZF07KAE	WBO230L4SEA	ED-5	16,491	826	404	
FM3		2.5	ZF08K4E	WBO250L4SEA	ED-6	17,980	826	404	
		3.0	ZF09K4E	WBO300L4SEA	ED-6	18,657	826	530	
		3.5	ZF11K4E	WBO350L4SEA	ED-7	20,526	826	530	
FM4		4.0	ZF13K4E	WBO400L4SEB	ED-7	23,180	-	549	
	5.0	ZF15K4E	WBO500L4SEB	ED-11	23,860	-	568		
	6.0	ZF18K4E	WBO600L4SEB	ED-11	25,284	-	568		

- Factory Mounted Options are found on pages 82-83 & Shipped-Loose Accessories are found on page 83.
- An Electric Defrost Kit must be ordered in lieu of the standard Air Defrost Timer when Extended Range Medium Temperature models are used for low temperature applications.
- "-" Not Available

NEXT-GEN MINI-CON • 1/2 TO 6 HP

FLOODED // SCROLL COMPRESSOR // NO DEFROST PROVISIONS PRE-CONFIGURED MODELS

Includes Flooded Head Pressure Control Valve, Liquid Line Kit with Filter/Drier, Sight Glass with Moisture Indicator and No Defrost Provisions

	Cabinet Size	Nom. H.P.	Compressor Model No.	208-230/3/60		4 Yr Compressor Protection Plan (Net Price Adder \$US)	
				Model No.	List Price (\$US)		
MED TEMP	FM1	0.5	ZB06KAE	WFO060M4SEANT	11,998	404	
		0.75	ZB07KAE	WFO080M4SEANT	12,911	404	
		1.0	ZB08KAE	WFO100M4SEANT	13,074	404	
EXTENDED MEDIUM TEMPERATURE	FM2	1.0	ZS09KAE	WFO130E4SEANT	13,569	404	
		1.25	ZS11KAE	WFO150E4SEANT	13,807	404	
		1.5	ZS13KAE	WFO180E4SEANT	14,989	404	
	FM3	2.0	ZS15KAE	WFO200E4SEANT	15,382	404	
		2.5	ZS19KAE	WFO250E4SEANT	15,790	404	
		2.8	ZS20KAE	WFO280E4SEANT	16,758	404	
	FM4	3.0	ZS21KAE	WFO300E4SEANT	17,037	530	
		3.5	ZS26KAE	WFO350E4SEANT	18,765	530	
		4.0	ZS29KAE	WFO400E4SEANT	19,311	549	
		4.5	ZS33KAE	WFO450E4SEANT	19,857	549	
		5.0	ZS38K4E	WFO500E4SEANT	21,499	568	
		6.0	ZS45K4E	WFO600E4SEANT	23,948	568	
	LOW TEMPERATURE	FM1	1.0	ZF03KAE	WFO100L4SEANT	13,805	404
			1.3	ZF04KAE	WFO130L4SEANT	14,453	404
			1.5	ZF05KAE	WFO160L4SEANT	15,148	404
FM2		2.3	ZF07KAE	WFO230L4SEANT	16,137	404	
		2.5	ZF08K4E	WFO250L4SEANT	17,586	404	
FM3		3.0	ZF09K4E	WFO300L4SEANT	18,265	530	
		3.5	ZF11K4E	WFO350L4SEANT	20,136	530	
		4.0	ZF13K4E	WFO400L4SEBNT	22,788	549	
FM4		5.0	ZF15K4E	WFO500L4SEBNT	23,469	568	
	6.0	ZF18K4E	WFO600L4SEBNT	24,891	568		

- Factory Mounted Options are found on pages 82-83 & Shipped-Loose Accessories are found on page 83.
- An Electric Defrost Kit must be ordered in lieu of the standard Air Defrost Timer when Extended Range Medium Temperature models are used for low temperature applications.

NEXT-GEN MINI-CON • 1/2 TO 6 HP

FLOODED - SCROLL COMPRESSOR // CONFIGURABLE BASE MODELS

Includes Flooded Head Pressure Control Valve, Liquid Line Kit with Filter/Drier, Sight Glass with Moisture Indicator and Defrost Provisions

	Cabinet Size	Nom. H.P.	Compressor Model No.	460/3/60			4 Yr Compressor Protection Plan (Net Price Adder \$US)
				Model No.	Standard Defrost Provision(s)	List Price (\$US)	
EXTENDED MEDIUM TEMPERATURE	FM1	1.0	ZS09KAE	WFO130E4SGA	Air Defrost Timer	15,871	404
	FM2	1.25	ZS11KAE	WFO150E4SGA	Air Defrost Timer	16,258	404
		1.5	ZS13KAE	WFO180E4SGA	Air Defrost Timer	17,039	404
	FM3	2.0	ZS15KAE	WFO200E4SGA	Air Defrost Timer	17,232	404
		2.5	ZS19KAE	WFO250E4SGA	Air Defrost Timer	17,475	404
	FM4	2.8	ZS20KAE	WFO280E4SGA	Air Defrost Timer	18,417	404
		3.0	ZS21KAE	WFO300E4SGA	Air Defrost Timer	18,637	530
		3.5	ZS26KAE	WFO350E4SGA	Air Defrost Timer	20,313	530
		4.0	ZS29KAE	WFO400E4SGA	Air Defrost Timer	21,113	549
		4.5	ZS33KAE	WFO450E4SGA	Air Defrost Timer	22,793	549
		5.0	ZS38K4E	WFO500E4SGA	Air Defrost Timer	23,041	568
		6.0	ZS45K4E	WFO600E4SGA	Air Defrost Timer	25,499	568
	LOW TEMPERATURE	FM2	2.3	ZF07KAE	WFO230L4SGA	ED-17	18,615
FM3		2.5	ZF08K4E	WFO250L4SGA	ED-17	20,067	404
		3.0	ZF09K4E	WFO300L4SGA	ED-17	20,410	530
		3.5	ZF11K4E	WFO350L4SGA	ED-17	21,856	530
FM4		4.0	ZF13K4E	WFO400L4SGB	ED-17	24,148	549
		5.0	ZF15K4E	WFO500L4SGB	ED-17	24,898	568
		6.0	ZF18K4E	WFO600L4SGB	ED-17	26,333	568

- Factory Mounted Options are found on pages 82-83 & Shipped-Loose Accessories are found on page 83.
- An Electric Defrost Kit must be ordered in lieu of the standard Air Defrost Timer when Extended Range Medium Temperature models are used for low temperature applications.

NEXT-GEN MINI-CON • 1/2 TO 6 HP

NON-FLOODED // SCROLL COMPRESSOR // CONFIGURABLE BASE MODELS
Includes Liquid Line Kit with Filter/Drier, Sight Glass with Moisture Indicator and Defrost Provisions

	Cabinet Size	Nom. H.P.	Compressor Model No.	460/3/60			4 Yr Compressor Protection Plan (Net Price Adder \$US)
				Model No.	Standard Defrost Provision(s)	List Price (\$US)	
EXTENDED MEDIUM TEMPERATURE	FM2	1.25	ZS11KAE	WBO150E4SGA	Air Defrost Timer	15,599	404
		1.5	ZS13KAE	WBO180E4SGA	Air Defrost Timer	16,309	404
	FM3	2.0	ZS15KAE	WBO200E4SGA	Air Defrost Timer	16,501	404
		2.5	ZS19KAE	WBO250E4SGA	Air Defrost Timer	16,745	404
	FM4	2.8	ZS20KAE	WBO280E4SGB	Air Defrost Timer	17,721	404
		3.0	ZS21KAE	WBO300E4SGB	Air Defrost Timer	18,003	530
		3.5	ZS26KAE	WBO350E4SGB	Air Defrost Timer	19,576	530
		4.0	ZS29KAE	WBO400E4SGB	Air Defrost Timer	20,432	549
		4.5	ZS33KAE	WBO450E4SGB	Air Defrost Timer	21,894	549
		5.0	ZS38K4E	WBO500E4SGB	Air Defrost Timer	22,341	568
		6.0	ZS45K4E	WBO600E4SGB	Air Defrost Timer	24,760	568
LOW TEMPERATURE	FM2	2.3	ZF07KAE	WBO230L4SGA	ED-17	17,575	404
	FM3	2.5	ZF08K4E	WBO250L4SGA	ED-17	19,064	404
		3.0	ZF09K4E	WBO300L4SGA	ED-17	19,687	530
	FM4	3.5	ZF11K4E	WBO350L4SGA	ED-17	21,223	530
		4.0	ZF13K4E	WBO400L4SGB	ED-17	23,516	549
		5.0	ZF15K4E	WBO500L4SGB	ED-17	24,263	568
		6.0	ZF18K4E	WBO600L4SGB	ED-17	25,699	568

- Factory Mounted Options are found on pages 82-83 & Shipped-Loose Accessories are found on page 83.
- An Electric Defrost Kit must be ordered in lieu of the standard Air Defrost Timer when Extended Range Medium Temperature models are used for low temperature applications.

NEXT-GEN MINI-CON • 1/2 TO 6 HP

FACTORY INSTALLED OPTIONS // GENERAL

Option Description	Cabinet Size	List Price Adder (\$US)	
		Medium Temp	Low Temp
Crankcase Heater	ALL	STANDARD	
Fixed High/Adjustable Low Pressure Control	ALL	STANDARD	
Adjustable High/Adjustable Low Pressure Control	ALL	597	
Adjustable Head Pressure Control Valve	FM1-FM3	508	
Liquid Line With Components: Sealed Filter	ALL	STANDARD	
Liquid Line Without Components: Pipe Only	FM1	(456)	
	FM2 - FM4	(541)	
Liquid Line with Premium Components: Replaceable Core Filter/Drier ¹	FM4	880	
Suction Line Components: Sealed Filter	FM1	571	
	FM2 - FM4	680	
Suction Line Components: Replaceable Core Filter ¹	FM4	2,002	
Suction Line Accumulator	FM1	881	
	FM2 - FM4	1,359	
Oil Separator	FM4	2,162	
Over-Sized Receiver	FM1	730	
	FM2	870	
	FM3	2,080	
	FM4	2,134	
Compressor Pump-down Switch	ALL	563	
Heated & Insulated Receiver (<i>temperature controlled with low pressure bypass timer</i>)	ALL	1,192	
Phase Loss Monitor [^]	ALL	1,955	
Copper Fins Or Electro Fin Coated Coil	ALL	CONTACT FACTORY	
Thru The Door - Non - Fused - Disconnect Switch	FM1 - FM2	838	
	FM3 - FM4	1,114	
External Fused Disconnect (Mounted)	FM1 - FM2	942	
	FM3 - FM4	1,737	
Variable Speed EC Motors & Controller	FM1	1,701	1,854
	FM2	2,315	2,523
	FM3	2,583	2,815
	FM4	1,878	2,048

¹ If ordering a Replaceable Core Suction Filter, a Replaceable Core Line Liquid Filter must also be ordered. If ordering a Replaceable Core Liquid Line Filter, a Replaceable Core Suction Filter must also be ordered.

NEXT-GEN MINI-CON • 1/2 TO 6 HP

FACTORY INSTALLED OPTIONS // COMMON DEFROST COMPONENTS

"- " Not Available

Option Description	Cabinet Size	List Price Adder (\$US)	
		Medium Temp	Low Temp
Standard (Electronic) Air Defrost Timer*	ALL	STANDARD	-
Remove Standard Air Defrost Timer	ALL	(851)	-
Standard Defrost Kit (ED5 - ED11)	ALL	-	STANDARD
Substitute Standard Air Defrost Timer For Standard Defrost Kit (ED5-ED11)	ALL	174	-
Remove Standard Defrost Kit	ALL	-	(1,025)

Negative numbers (in parentheses) represent the price to be deducted from base price if a standard feature is removed.

^ Only available on units that are 3 Phase.

* Standard Electronic Air Defrost Timer can be substituted with Mechanical Air Defrost Timer at no charge.

Defrost Kit Descriptions & Additional Defrost Kit Options available on pages 84-86.

SHIPPED-LOOSE ACCESSORIES

Option Description	Cabinet Size	List Price Adder (\$US)
Crankcase Pressure Regulating Valve	ALL	CONTACT FACTORY
External Fused Disconnect	FM4	1,592
Two-Tiered Stacking Rack	ALL	CONTACT FACTORY
Snow / Hail Guards	FM1	652
	FM2	720
	FM3	780
	FM4	955
Snow Legs	ALL	435

NEXT-GEN MINI-CON • 1/2 TO 6 HP

ELECTRIC DEFROST KITS - DEFROST KIT NOMENCLATURE

ED	1	2	-	M	48
Kit Designator	Unit Coolers per System	Defrost Kit Identifier		Defrost Heater Phase	Defrost Heater Voltage
	1, 2, or 3			A - 1 Phase Fan Motor(s), 1 Phase Heater(s) B - 1 Phase Fan Motor(s), 3 Phase Heaters(s) C - 3 Phase Fan Motor(s), 3 Phase Heater(s)	2 - 208-230 4 - 460

ELECTRIC DEFROST KITS - DESCRIPTIONS

The MiniCon Electric Defrost System provides unique features that other defrost systems lack. These energy saving features are as follows:

- The auxiliary switch on 3 phase systems and block-out relays on 1 phase systems prevents the defrost heaters from energizing when the compressor is in operation. This features holds the maximum amp draw to the largest single load that the system will draw, and therefore reduces the electrical service requirement to the condensing unit.
- On multiple evaporator systems, individual defrost contactors are used in conjunction with sequencing relays* to allow each evaporator to terminate defrost independently. This efficient method of defrost saves electricity, and reduces the potential of overheating and steaming the evaporators. In addition, the amount of heat added to the room is kept to a minimum, reducing the run time of the condensing unit.

ELECTRIC DEFROST KITS - DEFINITIONS

- **Timer** - Initiates the defrost cycle. Also used as override protection for defrost termination.
- **Auxiliary Switch** - Mounted on the compressor contactor, it prevents the defrost contactor from operating whenever the compressor is energized.
- **Block-out Relay** - Serves the same function as auxiliary switch, except used when defrost contactor is not required (single phase only).
- **Fan Contactor** - Used with 460 V motors or when 230 V motors are wired for 3 phase power.
- **Defrost Contactor** - Carries amperage load for heaters. Contactor selection is based on the maximum resistive load rating of the contactor.
- **Relays** - Provides interconnection of multiple unit coolers on a single system so that each unit cooler is allowed to individually terminate defrost on temperature.

NEXT-GEN MINI-CON • 1/2 TO 6 HP

ELECTRIC DEFROST KITS // KIT NUMBERS

Kit No.	Timer	Auxiliary Relays	Block-out Relays	† Defrost Heater Contactor (1)	‡ Fan Contactor	Sequencing Relay
ED-5	1	-	1-15A	-	-	-
ED-6	1	-	1-20A	-	-	-
ED-7	1	-	1-25A	-	-	-
ED-10	1	-	1-30A	-	-	-
ED-20	1	-	1-30A	-	-	2
ED-210	1	-	1-30A	-	-	-
ED-17	1	1	-	1-15A	1-25A	-
ED-11	1	1	-	1-30A	-	-
ED-12	1	1	-	1-30A	1-25A	-
ED-14	1	1	-	1-50A	1-25A	-
ED-211	1	1	-	1-30A	-	-
ED-213	1	1	-	1-50A	-	-
ED-21	1	1	-	2-15A	-	2
ED-22	1	1	-	2-15A	1-25A	2
ED-23	1	1	-	2-25A	-	2
ED-24	1	1	-	2-25A	1-25A	2

SINGLE POINT POWER

Amps	List Price (\$US)
30A	613
60A	803

* Except for ED-210, ED-211, ED-213

† Heater contactor amperage is based on its resistive rating.

‡ Fan motor contactor amperage is based on its inductive rating.

NEXT-GEN MINI-CON • 1/2 TO 6 HP

ELECTRIC DEFROST KITS // PRICING

Quantity of Unit Coolers Per System	Description	DEFROST KIT NO.				List Price Adder (Only Available Mounted)
		1 PH. FANS 1 PH. HTRS	1 PH. FANS 3 PH. HTRS	230 V	460 V	
				3 PH. FANS 3 PH. HTRS	3 PH. FANS 3 PH. HTRS	
DEFROST KITS WHEN THE EVAPORATOR FAN MOTORS ARE WIRED FOR 230/1						
1	Up to 15 Amps Heater (w/ relay)	ED5-A2	-	-	-	1,025
	20 Amps Heater (w/ relay)	ED6-A2	-	-	-	1,025
	25 Amps Heater (w/ relay)	ED7-A2	-	-	-	1,025
	Up to 30 Amps Heater (w/ relay)	ED10-A2	-	-	-	1,025
	30 Amps - Heater (w/ contactors)	-	ED11-B2	-	-	1,025
2	Up to 30 Amps Heater (w/ relay)	ED210-A2	-	-	-	1,117
	30 Amps Heater	ED211-A2	ED211-B2	-	-	1,117
	50 Amps Heater	ED213-A2	ED213-B2	-	-	2,242
	Up to 15 Amps Heaters each (w/ relays)	ED20-A2	-	-	-	3,200
	15 Amps Heaters each	ED21-A2	ED21-B2	-	-	3,200
	25 Amps Heaters each (w/relays)	ED23-A2	-	-	-	3,290
	25 Amps Heaters each (w/contactors)	-	ED23-B2	-	-	3,290
DEFROST KITS WHEN THE EVAPORATOR FAN MOTORS ARE WIRED FOR 230/3, 460/3, OR 460/1.						
1	Up to 25 Amps Heater	ED17-A4	-	-	-	1,025
	30 Amps Heater	ED12-A4	ED12-BX	ED12-C2	ED12-C4	2,336
	50 Amps Heater	-	ED14-BX	ED14-C2	ED14-C4	2,734
2	Up to 15 Amps Heaters per Unit Cooler	-	ED22-BX	ED22-C2	ED22-C4	3,930
	25 Amps Heaters per Unit Cooler	-	ED24-BX	ED24-C2	ED24-C4	3,930
NOTE: Defrost Kits are only available factory mounted and cannot be shipped loose.						

NEXT-GEN II 3 TO 22 HP



DOE AWEF values for specific models in a given application can be found in the Product Brochure on our website.

MODEL NOMENCLATURE

W	F	D	S	04	M	4S	E	A
Brand	Style	Compressor	Compressor Configuration	Horsepower	Temperature	Refrigerant	Voltage	Vintage [^]
W - Witt	F - Flooded B - Non-Flooded	D - Discus O - Scroll B - Bitzer	S - Single		E - Extended Medium L - Low M - Medium	4S - Multiple Refrigerants	E - 208-230/3/60 G - 460/3/60 N - 200-220/3/50 Q - 380/3/50	A B

50 Hz available. Contact Factory for additional information.

[^] A Vintage has standard PSC motor(s). B Vintage has standard High Efficiency motors. For specific model number vintages, please refer to following price tables or contact factory.

STANDARD FEATURES

- ▶ Copeland Discus™, Copeland Scroll™ or Bitzer Semi-Hermetic Compressor
- ▶ All weather G90 galvanized steel painted enclosure
- ▶ Removable side panels for ease of service
- ▶ Generously sized high efficiency condenser, with enhanced copper tubes/and aluminum fins
- ▶ Liquid line kit with sealed filter/drier and sight glass with moisture indicator
- ▶ Easy access base mounted service valves placed external to cabinet
- ▶ Dual pressure (auto reset) controls with flexible Reflex® hoses
- ▶ Vertical receiver with isolation valves
- ▶ Refrigerant pressure relief valve on FD2 and FD3 Cabinets.
- ▶ Integral liquid sub-cooling circuit
- ▶ Suction line piping (filter optional)
- ▶ Heavy duty three phase condenser fan motor(s)
- ▶ Crankcase heater
- ▶ Control circuit fuses
- ▶ Compressor Pump-down Switch
- ▶ Large electrical panel with hinged door
- ▶ 208-230 V control voltage
- ▶ Color coded point-to-point wiring
- ▶ Liquid injection for low temp. Scroll compressors
- ▶ Flooded models include flooded head pressure control (70°F)
- ▶ Non-flooded models include fan cycle control

OPTIONS

- ▶ Electronic air defrost timer or electric defrost components
- ▶ Suction accumulator and/or oil separator
- ▶ Replaceable core suction and liquid filters with bypass
- ▶ Thru-the-door disconnect switch
- ▶ Copper or coated condenser fins
- ▶ Oversized receiver

NEXT-GEN II • 3 TO 22 HP

FLOODED // DISCUS COMPRESSOR // MEDIUM TEMPERATURE // CONFIGURABLE BASE MODELS

	Cabinet Size	Compressor Model No.	Nom. H.P.	Voltage	Model No.	List Price (\$US)	4 Yr Compressor Protection Plan (Net Price Adder \$US)
MEDIUM TEMPERATURE	FD1	2DC3R53K	04	208-230/3/60	WFDS04M4SEA	38,782	975
				460/3/60	WFDS04M4SGA	41,196	
		2DD3R63K	05	208-230/3/60	WFDS05M4SEA	39,483	975
				460/3/60	WFDS05M4SGA	41,799	
		2DL3R78K	06	208-230/3/60	WFDS06M4SEA	49,038	1,178
				460/3/60	WFDS06M4SGA	52,448	
		2DA3R89K	07	208-230/3/60	WFDS07M4SEA	50,079	1,178
				460/3/60	WFDS07M4SGA	53,139	
		3DA3R10M	08	208-230/3/60	WFDS08M4SEA	56,159	1,178
				460/3/60	WFDS08M4SGA	59,525	
		3DB3R12M	10	208-230/3/60	WFDS10M4SEA	60,224	1,537
				460/3/60	WFDS10M4SGA	63,338	
	3DF3R15M	12	208-230/3/60	WFDS12M4SEA	65,237	1,871	
			460/3/60	WFDS12M4SGA	67,791		
	3DS3R17M	15	208-230/3/60	WFDS15M4SEA	66,681	2,383	
			460/3/60	WFDS15M4SGA	68,932		

Factory Mounted Options found on pages 101-102.

NEXT-GEN II • 3 TO 22 HP

NON-FLOODED // DISCUS COMPRESSOR // MEDIUM TEMPERATURE // CONFIGURABLE BASE MODELS

	Cabinet Size	Compressor Model No.	Nom. H.P.	Voltage	Model No.	List Price (\$US)	4 Yr Compressor Protection Plan (Net Price Adder \$US)
MEDIUM TEMPERATURE	FD1	2DC3R53K	04	208-230/3/60	WBDS04M4SEB	36,286	975
				460/3/60	WBDS04M4SGB	38,653	
	FD1	2DD3R63K	05	208-230/3/60	WBDS05M4SEB	36,969	975
				460/3/60	WBDS05M4SGB	39,244	
	FD2	2DL3R78K	06	208-230/3/60	WBDS06M4SEA	46,344	1,178
				460/3/60	WBDS06M4SGA	49,692	
		2DA3R89K	07	208-230/3/60	WBDS07M4SEA	47,364	1,178
				460/3/60	WBDS07M4SGA	50,370	
	FD2	3DA3R10M	08	208-230/3/60	WBDS08M4SEA	53,334	1,178
				460/3/60	WBDS08M4SGA	56,632	
	FD2	3DB3R12M	10	208-230/3/60	WBDS10M4SEA	57,320	1,537
				460/3/60	WBDS10M4SGA	60,376	
FD3	3DF3R15M	12	208-230/3/60	WBDS12M4SEA	62,237	1,871	
			460/3/60	WBDS12M4SGA	64,743		
	3DS3R17M	15	208-230/3/60	WBDS15M4SEA	64,918	2,383	
			460/3/60	WBDS15M4SGA	67,168		

Factory Mounted Options found on pages 101-102.

NEXT-GEN II • 3 TO 22 HP

FLOODED // DISCUS COMPRESSOR // LOW TEMPERATURE // CONFIGURABLE BASE MODELS

Cabinet Size	Compressor Model No.	Nom. H.P.	Voltage	Model No.	List Price (\$US)	4 Yr Compressor Protection Plan (Net Price Adder \$US)	
LOW TEMPERATURE	FD1	03	208-230/3/60	WFDS03L4SEA	37,756	975	
			460/3/60	WFDS03L4SGA	40,372		
	FD1	04	208-230/3/60	WFDS04L4SEA	41,394	975	
			460/3/60	WFDS04L4SGA	44,047		
	FD1	05	208-230/3/60	WFDS05L4SEA	42,394	975	
			460/3/60	WFDS05L4SGA	45,406		
	FD2	3DA3F28K	06	208-230/3/60	WFDS06L4SEA	46,224	1,178
				460/3/60	WFDS06L4SGA	49,262	
		3DB3F33K	08	208-230/3/60	WFDS08L4SEA	51,751	1,178
				460/3/60	WFDS08L4SGA	54,196	
		3DF3F40K	09	208-230/3/60	WFDS09L4SEA	57,908	1,537
				460/3/60	WFDS09L4SGA	61,333	
3DS3F46K	10	208-230/3/60	WFDS10L4SEA	62,865	1,537		
		460/3/60	WFDS10L4SGA	63,951			
FD3	4DBNF54K	12	208-230/3/60	WFDS12L4SEA	64,112	1,871	
			460/3/60	WFDS12L4SGA	65,576		
	4DHNF63K	15	208-230/3/60	WFDS15L4SEA	67,383	2,383	
			460/3/60	WFDS15L4SGA	68,456		
	4DJNF76K	22	208-230/3/60	WFDS22L4SEA	76,368	2,936	
			460/3/60	WFDS22L4SGA	77,648		

- Factory Mounted Options found on pages 101-102.
- Demand Cooling™ is optional for Low Temp. Discus compressors. It's required for non-R404A refrigerants.

NEXT-GEN II • 3 TO 22 HP

FLOODED // DISCUS COMPRESSOR // LOW TEMPERATURE // PRE-CONFIGURED BASE MODELS
 Includes sealed suction line filter, suction accumulator, defrost kit, and liquid Injection / Demand Cooling™

	Cabinet Size	Compressor Model No.	Nom. H.P.	Voltage	Model No.	List Price (\$US)	4 Yr Compressor Protection Plan (Net Price Adder \$US)
LOW TEMPERATURE	FD1	2DA3F23K	05	208-230/3/60	WFDS05L4SEALT	51,548	975
				460/3/60	WFDS05L4SGALT	54,311	
	FD2	3DB3F33K	08	208-230/3/60	WFDS08L4SEALT	63,174	1,178
				460/3/60	WFDS08L4SGALT	63,101	
		3DS3F46K	10	208-230/3/60	WFDS10L4SEALT	75,533	1,537
				460/3/60	WFDS10L4SGALT	74,351	
		4DHNF63K	15	208-230/3/60	WFDS15L4SEALT	83,099	2,383
				460/3/60	WFDS15L4SGALT	81,904	

- Factory Mounted Options found on pages 101-102.
- Demand Cooling™ is optional for Low Temp. Discus compressors. It's required for non-R404A refrigerants.

NEXT-GEN II • 3 TO 22 HP

NON-FLOODED // DISCUS COMPRESSOR // LOW TEMPERATURE // CONFIGURABLE BASE MODELS

Cabinet Size	Compressor Model No.	Nom. H.P.	Voltage	Model No.	List Price (\$US)	4 Yr Compressor Protection Plan (Net Price Adder \$US)
LOW TEMPERATURE	FD1	03	208-230/3/60	WBDS03L4SEB	35,991	975
			460/3/60	WBDS03L4SGB	38,610	
	FD1	04	208-230/3/60	WBDS04L4SEB	39,629	975
			460/3/60	WBDS04L4SGB	42,284	
	FD1	05	208-230/3/60	WBDS05L4SEB	40,630	975
			460/3/60	WBDS05L4SGB	43,643	
	FD2	06	208-230/3/60	WBDS06L4SEA	44,464	1,178
			460/3/60	WBDS06L4SGA	47,502	
	FD2	08	208-230/3/60	WBDS08L4SEA	49,986	1,178
			460/3/60	WBDS08L4SGA	52,437	
	FD2	09	208-230/3/60	WBDS09L4SEA	56,146	1,537
			460/3/60	WBDS09L4SGA	59,568	
	FD2	10	208-230/3/60	WBDS10L4SEA	61,103	1,537
			460/3/60	WBDS10L4SGA	62,189	
	FD2	12	208-230/3/60	WBDS12L4SEA	62,351	1,871
460/3/60			WBDS12L4SGA	63,813		
FD2	15	208-230/3/60	WBDS15L4SEA	65,625	2,383	
		460/3/60	WBDS15L4SGA	66,693		
FD3	22	208-230/3/60	WBDS22L4SEA	74,606	2,936	
		460/3/60	WBDS22L4SGA	75,883		

- Factory Mounted Options found on pages 101-102.
- Demand Cooling™ is optional for Low Temp. Discus compressors. It's required for non-R404A refrigerants.

NEXT-GEN II • 3 TO 22 HP

FLOODED // SCROLL COMPRESSOR // MEDIUM TEMPERATURE // CONFIGURABLE BASE MODELS

Cabinet Size	Compressor Model No.	Nom. H.P.	Voltage	Model No.	List Price (\$US)	4 Yr Compressor Protection Plan (Net Price Adder \$US)	
MEDIUM TEMPERATURE	FD1	ZS29KAE	04	208-230/3/60	WFOS04E4SEA	34,970	549
				460/3/60	WFOS04E4SGA	37,732	
		ZS33KAE	05	208-230/3/60	WFOS05E4SEA	35,592	568
				460/3/60	WFOS05E4SGA	38,303	
		ZS38K4E	06	208-230/3/60	WFOS06E4SEA	40,557	568
				460/3/60	WFOS06E4SGA	43,810	
	FD2	ZS45K4E	07	208-230/3/60	WFOS07E4SEA	41,345	941
				460/3/60	WFOS07E4SGA	44,428	
		ZB58K5E	08	208-230/3/60	WFOS08E4SEA	42,981	941
				460/3/60	WFOS08E4SGA	46,154	
		ZB66K5E	09	208-230/3/60	WFOS09E4SEA	45,359	1,011
				460/3/60	WFOS09E4SGA	48,201	
ZB76K5E	10	208-230/3/60	WFOS10E4SEA	53,031	1,011		
		460/3/60	WFOS10E4SGA	55,047			
FD3	ZB95K5E	13	208-230/3/60	WFOS13E4SEA	58,732	1,204	
			460/3/60	WFOS13E4SGA	58,867		
	ZB114K5E	15	208-230/3/60	WFOS15E4SEA	65,577	1,214	
			460/3/60	WFOS15E4SGA	68,572		

Factory Mounted Options found on pages 101-102.

NEXT-GEN II • 3 TO 22 HP

FLOODED // SCROLL COMPRESSOR // MEDIUM TEMPERATURE // PRE-CONFIGURED BASE MODELS
Includes standard electronic timer

	Cabinet Size	Compressor Model No.	Nom. H.P.	Voltage	Model No.	List Price (\$US)	4 Yr Compressor Protection Plan (Net Price Adder \$US)
MEDIUM TEMPERATURE	FD2	ZS45K4E	07	208-230/3/60	WFOS07E4SEAMT	42,343	941
				460/3/60	WFOS07E4SGAMT	45,425	
	FD2	ZB58K5E	08	208-230/3/60	WFOS08E4SEAMT	43,978	941
				460/3/60	WFOS08E4SGAMT	47,152	
	FD2	ZB76K5E	10	208-230/3/60	WFOS10E4SEAMT	54,028	1,011
				460/3/60	WFOS10E4SGAMT	56,045	
	FD3	ZB114K5E	15	208-230/3/60	WFOS15E4SEAMT	66,575	1,214
				460/3/60	WFOS15E4SGAMT	69,570	

Factory Mounted Options found on pages 101-102.

NEXT-GEN II • 3 TO 22 HP

NON-FLOODED // SCROLL COMPRESSOR // MEDIUM TEMPERATURE // CONFIGURABLE BASE MODELS

Cabinet Size	Compressor Model No.	Nom. H.P.	Voltage	Model No.	List Price (\$US)	4 Yr Compressor Protection Plan (Net Price Adder \$US)	
MEDIUM TEMPERATURE	FD1	ZS29KAE	04	208-230/3/60	WBOS04E4SEB	33,206	549
				460/3/60	WBOS04E4SGB	35,968	
		ZS33KAE	05	208-230/3/60	WBOS05E4SEB	33,828	568
					460/3/60	WBOS05E4SGB	
		ZS38K4E	06	208-230/3/60	WBOS06E4SEB	38,793	568
					460/3/60	WBOS06E4SGB	
	FD2	ZS45K4E	07	208-230/3/60	WBOS07E4SEA	39,583	941
					460/3/60	WBOS07E4SGA	
		ZB58K5E	08	208-230/3/60	WBOS08E4SEA	40,404	941
					460/3/60	WBOS08E4SGA	
		ZB66K5E	09	208-230/3/60	WBOS09E4SEA	42,741	1,011
					460/3/60	WBOS09E4SGA	
ZB76K5E	10	208-230/3/60	WBOS10E4SEA	50,263	1,011		
			460/3/60	WBOS10E4SGA		52,240	
FD3	ZB95K5E	13	208-230/3/60	WBOS13E4SEA	55,856	1,204	
				460/3/60	WBOS13E4SGA		55,989
	ZB114K5E	15	208-230/3/60	WBOS15E4SEA	62,572	1,214	
				460/3/60	WBOS15E4SGA		65,509

Factory Mounted Options found on pages 101-102.

NEXT-GEN II • 3 TO 22 HP

FLOODED // SCROLL COMPRESSOR // LOW TEMPERATURE // CONFIGURABLE BASE MODELS

	Cabinet Size	Compressor Model No.	Nom. H.P.	Voltage	Model No.	List Price (\$US)	4 Yr Compressor Protection Plan (Net Price Adder \$US)
LOW TEMPERATURE	FD1	ZF25K4E	08	208-230/3/60	WFOS08L4SEA	39,847	941
				460/3/60	WFOS08L4SGA	42,202	
	FD2	ZF34K5E	10	208-230/3/60	WFOS10L4SEA	49,459	1,011
				460/3/60	WFOS10L4SGA	52,366	
		ZF41K5E	13	208-230/3/60	WFOS13L4SEA	55,899	1,204
				460/3/60	WFOS13L4SGA	56,857	
	FD3	ZF49K5E	15	208-230/3/60	WFOS15L4SEA	57,758	1,214
				460/3/60	WFOS15L4SGA	59,060	

NON-FLOODED // SCROLL COMPRESSOR // LOW TEMPERATURE // CONFIGURABLE BASE MODELS

	Cabinet Size	Compressor Model No.	Nom. H.P.	Voltage	Model No.	List Price (\$US)	4 Yr Compressor Protection Plan (Net Price Adder \$US)
LOW TEMPERATURE	FD1	ZF25K4E	08	208-230/3/60	WBOS08L4SEB	38,081	941
				460/3/60	WBOS08L4SGB	40,437	
	FD2	ZF34K5E	10	208-230/3/60	WBOS10L4SEA	47,693	1,011
				460/3/60	WBOS10L4SGA	50,604	
		ZF41K5E	13	208-230/3/60	WBOS13L4SEA	54,136	1,204
				460/3/60	WBOS13L4SGA	55,095	
	FD3	ZF49K5E	15	208-230/3/60	WBOS15L4SEA	55,995	1,214
				460/3/60	WBOS15L4SGA	57,299	

- Factory Mounted Options found on pages 101-102.
- Liquid Injection is standard on Low Temp. Scroll compressors.

NEXT-GEN II • 3 TO 22 HP

FLOODED // BITZER COMPRESSOR // MEDIUM TEMPERATURE // CONFIGURABLE BASE MODELS

	Cabinet Size	Compressor Model No.	Nom. H.P.	Voltage	Model No.	List Price (\$US)	4 Yr Compressor Protection Plan (Net Price Adder \$US)
MEDIUM TEMPERATURE	FD1	2DES-3	03	208-230/3/60	WFBS03E4SEA	41,750	975
				460/3/60	WFBS03E4SGA	44,489	
		2CES-4	04	208-230/3/60	WFBS04E4SEA	42,410	975
				460/3/60	WFBS04E4SGA	45,048	
		4FES-5	05	208-230/3/60	WFBS05E4SEA	43,093	975
				460/3/60	WFBS05E4SGA	45,636	
	FD2	4EES-6	06	208-230/3/60	WFBS06E4SEA	47,235	1,178
				460/3/60	WFBS06E4SGA	49,018	
		4DES-7	07	208-230/3/60	WFBS07E4SEA	51,317	1,178
				460/3/60	WFBS07E4SGA	52,341	
		4CES-9	08	208-230/3/60	WFBS08E4SEA	58,949	1,178
				460/3/60	WFBS08E4SGA	61,898	
	4TES-12	10	208-230/3/60	WFBS10E4SEA	59,662	1,537	
			460/3/60	WFBS10E4SGA	63,187		
	FD3	4PES-15	12	208-230/3/60	WFBS12E4SEA	62,196	1,871
460/3/60				WFBS12E4SGA	65,440		
4NES-20		15	208-230/3/60	WFBS15E4SEA	63,614	2,383	
			460/3/60	WFBS15E4SGA	66,725		

Factory Mounted Options found on pages 101-102.

NEXT-GEN II • 3 TO 22 HP

NON-FLOODED // BITZER COMPRESSOR // MEDIUM TEMPERATURE // CONFIGURABLE BASE MODELS

Cabinet Size	Compressor Model No.	Nom. H.P.	Voltage	Model No.	List Price (\$US)	4 Yr Compressor Protection Plan (Net Price Adder \$US)	
FD1	2DES-3	03	208-230/3/60	WBBS03E4SEB	39,989	975	
			460/3/60	WBBS03E4SGB	42,726		
	2CES-4	04	208-230/3/60	WBBS04E4SEB	40,645	975	
			460/3/60	WBBS04E4SGB	43,285		
	4FES-5	05	208-230/3/60	WBBS05E4SEB	41,335	975	
			460/3/60	WBBS05E4SGB	43,874		
FD2	4EES-6	06	208-230/3/60	WBBS06E4SEA	45,473	1,178	
			460/3/60	WBBS06E4SGA	47,256		
	4DES-7	07	208-230/3/60	WBBS07E4SEA	49,555	1,178	
			460/3/60	WBBS07E4SGA	50,580		
	4CES-9	08	208-230/3/60	WBBS08E4SEA	56,070	1,178	
			460/3/60	WBBS08E4SGA	58,962		
	4TES-12	10	208-230/3/60	WBBS10E4SEA	56,765	1,537	
			460/3/60	WBBS10E4SGA	60,224		
	FD3	4PES-15	12	208-230/3/60	WBBS12E4SEA	59,255	1,871
				460/3/60	WBBS12E4SGA	62,436	
		4NES-20	15	208-230/3/60	WBBS15E4SEA	60,643	2,383
				460/3/60	WBBS15E4SGA	63,698	

Factory Mounted Options found on pages 101-102.

NEXT-GEN II • 3 TO 22 HP

FLOODED // BITZER COMPRESSOR // LOW TEMPERATURE // CONFIGURABLE BASE MODELS

	Cabinet Size	Compressor Model No.	Nom. H.P.	Voltage	Model No.	List Price (\$US)	4 Yr Compressor Protection Plan (Net Price Adder \$US)
LOW TEMPERATURE	FD1	4FES-3	03	208-230/3/60	WFBS03L4SEA	37,027	975
				460/3/60	WFBS03L4SGA	38,479	
		4EES-4	04	208-230/3/60	WFBS04L4SEA	40,694	975
				460/3/60	WFBS04L4SGA	42,145	
		4DES-5	05	208-230/3/60	WFBS05L4SEA	42,760	975
				460/3/60	WFBS05L4SGA	44,362	
	4CES-6	06	208-230/3/60	WFBS06L4SEA	51,226	1,178	
			460/3/60	WFBS06L4SGA	53,304		
	FD2	4TES-9	07	208-230/3/60	WFBS08L4SEA	54,796	1,178
				460/3/60	WFBS08L4SGA	56,787	
		4PES-12	08	208-230/3/60	WFBS09L4SEA	58,665	1,178
				460/3/60	WFBS09L4SGA	60,550	
		4NES-14	10	208-230/3/60	WFBS10L4SEA	62,593	1,537
				460/3/60	WFBS10L4SGA	64,480	
	4JE-15	12	208-230/3/60	WFBS12L4SEA	67,467	1,871	
			460/3/60	WFBS12L4SGA	69,352		
	4HE-18	15	208-230/3/60	WFBS15L4SEA	72,453	2,383	
			460/3/60	WFBS15L4SGA	74,331		
FD3	4GE-23	22	208-230/3/60	WFBS22L4SEA	74,331	2,936	
			460/3/60	WFBS22L4SGA	77,076		

Factory Mounted Options found on pages 101-102.

100 **AIR-COOLED** CONDENSING UNITS

NEXT-GEN II • 3 TO 22 HP

NON-FLOODED // BITZER COMPRESSOR // LOW TEMPERATURE // CONFIGURABLE BASE MODELS

	Cabinet Size	Compressor Model No.	Nom. H.P.	Voltage	Model No.	List Price (\$US)	4 Yr Compressor Protection Plan (Net Price Adder \$US)
LOW TEMPERATURE	FD1	4FES-3	03	208-230/3/60	WBBS03L4SEB	35,265	975
				460/3/60	WBBS03L4SGB	36,716	
		4EES-4	04	208-230/3/60	WBBS04L4SEB	38,929	975
				460/3/60	WBBS04L4SGB	40,379	
		4DES-5	05	208-230/3/60	WBBS05L4SEB	40,996	975
				460/3/60	WBBS05L4SGB	42,596	
	4CES-6	06	208-230/3/60	WBBS06L4SEB	49,464	1,178	
			460/3/60	WBBS06L4SGB	51,542		
	FD2	4TES-9	07	208-230/3/60	WBBS08L4SEA	53,030	1,178
				460/3/60	WBBS08L4SGA	55,026	
		4PES-12	08	208-230/3/60	WBBS09L4SEA	56,900	1,178
				460/3/60	WBBS09L4SGA	58,785	
		4NES-14	10	208-230/3/60	WBBS10L4SEA	60,830	1,537
				460/3/60	WBBS10L4SGA	62,712	
		4JE-15	12	208-230/3/60	WBBS12L4SEA	65,704	1,871
				460/3/60	WBBS12L4SGA	67,588	
		4HE-18	15	208-230/3/60	WBBS15L4SEA	70,690	2,383
				460/3/60	WBBS15L4SGA	72,567	
FD3	4GE-23	22	208-230/3/60	WBBS22L4SEA	68,799	2,936	
			460/3/60	WBBS22L4SGA	75,312		

- Factory Mounted Options found on pages 101-102..
- Liquid Injection is optional on Low Temp. Bitzer compressors. It's required for non-R404A refrigerants.

NEXT-GEN II • 3 TO 22 HP

FACTORY INSTALLED OPTIONS // ELECTRICAL OPTIONS

Option Description <i>(all options are factory mounted unless otherwise noted)</i>	Option No.	H.P Range/ Cabinet	List Price Adder (\$US)
Through the Door Non-fused Disconnect Switch (only available mounted)	TDNM-3	3-10	2,785
	TDNM-4	12-22	3,115
External Fused Disconnect (available loose or mounted)	EFDM-2 (230 V)	3 - 6	1,803
	EFDM-3 (230 V)	7 - 10	2,143
	EFDM-4 (230 V)	12 - 22	4,574
	EFDM-2 (460 V)	3 - 6	2,117
	EFDM-3 (460 V)	7 - 10	3,810
	EFDM-4 (460 V)	12 - 22	6,289
Main Circuit Breaker	BKR-2	3 - 6	2,575
	BKR-3	7 - 10	3,243
	BKR-4	12 - 22	4,079
† Phase Loss Monitor	PLM	ALL	2,027
Anti Short Cycle Timer	ASC	ALL	1,198
Air Defrost Timer	TMR	ALL	997
Current Sensing Relay (Run proof)	CSR	ALL	1,328
Compressor Unloaders (Suction pressure control. Medium Temp reciprocating compressors only. 1 Step for 3D and larger compressors.)	UNL-1	When Available	3,727
Variable Speed EC Motors & Controller	-	FD1	4,523
	-	FD2 & FD3	7,680

† Phase Loss monitor is a standard feature for K5 Scroll Series CoreSense modules. Extended Range models *OS8E4S thru OS15E4s and Low Temp OS10L4L thru *OS15L4S use K5 Series Scroll compressors. For all other models, option is only available on units that are 3 Phase.

FACTORY INSTALLED OPTIONS // DEFROST KITS

1 Unit Cooler per CU	Max Defrost Load	List Price (\$US)	2 Unit Coolers per CU	Max Defrost Load	List Price (\$US)	3 Unit Coolers per CU	Max Defrost Load	List Price (\$US)
DMA15	15	2,136	DMB35	35	3,236	DMC35	35	4,868
DMA20	20	2,136	DMB40	40	3,236	DMC40	40	4,868
DMA24	24	2,136	DMB48	48	3,236	DMC48	48	4,868
DMA30	30	2,136	DMB60	60	4,654	DMC60	60	6,018
DMA35	35	2,386	DMB96	96	4,654	DMC96	96	6,018
DMA40	40	2,386						
DMA48	48	2,386						
DMB60	60	4,654						
DMB96	96	4,654						

Note: All electric defrost kits include 1 fan contactor and are suitable for single or three phase loads. Defrost amp values are the maximum load for a kit. Smaller loads may be attached.

NEXT-GEN II • 3 TO 22 HP

FACTORY INSTALLED OPTIONS // MECHANICAL OPTIONS

Option Description <i>(all options are factory mounted unless otherwise noted)</i>	Option No.	H.P Range/ Cabinet	List Price Adder (\$US)
Suction Line Filter (sealed)	SK-5	3 - 8	834
	SK-6	9 - 10	1,416
	SK-7	12 - 22	2,207
Replaceable Core Suction Filter ¹	RSK-5	3 - 8	1,603
	RSK-6	9 - 10	2,188
	RSK-7	12 - 22	2,963
Replaceable Core Liquid Filter ¹	RLK-5	3 - 8	1,411
	RLK-6	9 - 10	1,604
	RLK-7	12 - 22	1,816
Suction Line Accumulator	ASK-4	3 - 8	1,411
	ASK-5	9 - 10	2,075
	ASK-6	12 - 22	4,333
Oil Separator	OS-1	3 - 6	2,403
	OS-2	7 - 10	2,559
	OS-3	12 - 22	3,006
Oversized Receivers	OSR-1	FD1	2,121
	OSR-2	FD2	1,187
	OSR-3	FD3	1,199
Pressure Relief Valve	RV	FD1 (standard receiver)	538
Heated & Insulated Receiver <i>(temperature controlled with low pressure bypass timer)</i>	HIR	ALL	1,396
Crankcase Pressure Regulator <i>(Do not use with MOP style TXVs. Must provide refrigerant type, holding temperature, suction temperature, and maximum design capacity.)</i> <i>Mounted for FD2 and FD3 cabinets only; loose for FD1 cabinet</i>	CPR Valve	3 - 5	2,764
		6 - 9	3,064
		10 - 15	5,711
		22	8,936
Liquid Injection / Demand Cooling™ <i>(Low Temp. Bitzer & Discus compressors)</i>	LNJ	ALL	4,523
Hail / Snow Guards~ <i>(shipped loose to prevent shipping damage)</i>	SG-E	FD1	1,709
	SG-F	FD2	2,336
	SG-G	FD3	2,620
2 Unit Stacking Rack~ <i>(shipped empty)</i>	SR-2	FD1 or FD2	Call Factory
3 Unit Stacking Rack~ <i>(shipped empty)</i>	SR-3	FD1 or FD2	Call Factory

¹ If ordering a Replaceable Core Suction Filter, a Replaceable Core Line Liquid Filter must also be ordered. If ordering a Replaceable Core Liquid Line Filter, a Replaceable Core Suction Filter must also be ordered.

~ Requires field installation. Condensing units must be field installed

QV-SERIES 15 TO 100 HP



DOE AWEF values for specific models in a given application can be found in the Product Brochure on our website.

MODEL NOMENCLATURE

W	F	D	V	030	M	4S	G	A
Brand	Style	Compressor	Compressor Configuration	Horsepower	Temperature	Refrigerant	Voltage	Vintage [^]
W - Witt	F - Flooded B - Non-Flooded	D - Discus B - Bitzer EcoLine	V - Single D - Dual P - Parallel Piped		L - Low M - Medium	4S - Multiple Refrigerants	E - 208-230/3/60 G - 460/3/60	A B

50 Hz available. Contact Factory for additional information. [^] A Vintage has standard PSC motor(s). B Vintage has standard High Efficiency motors. For specific model number vintages, please refer to following price tables or contact factory.

STANDARD FEATURES

- Available in single, dual or parallel compressor configurations from 15 to 100 HP
- Pre-paint gray exterior/ G60 galvanized steel outdoor cabinet construction
- Heavy gauge G90 galvanized steel frame
- Award-winning floating coil design with generously sized condensers for energy savings
- Integral sub-cooling circuit boosts energy efficiency
- Mechanically formed pre-bent tubing reduces potential leaks
- Separate power and control electrical panels
- Swept wing fan/Venturi improves airflow and sound
- Hinged and removable access panels
- Flip top hinged Venturi panels for easy servicing
- Flooded compressor cabinet with removable compressor tray
- LED control and compressor panel lighting
- 110V service convenience outlet
- Service gauge hooks
- 3 Phase condenser fan motors
- Color-coded high and low pressure hoses
- Electronic oil failure control
- Horizontal receiver
- Receiver isolation valves
- Refrigerant relief valve
- Replaceable core liquid line filter
- Suction line and discharge line vibrasorbors
- Liquid line isolation valve with sight glass
- Single point alarm with liquid line solenoid lockout
- Control circuit and condenser fan fusing
- Condenser fan contactors
- UL and cUL listed for outdoor use
- Flooded (RF) Models include an adjustable head
- Pressure control valve
- Non-Flooded (RB) Models include electronic fan cycling control and a minimum charge monitor
- Parallel Compressor Models (RF*P/ RB*P) include an oil management system

OPTIONS

- EC fan motors for variable speed
- Air defrost timer or electric defrost components
- Electric defrost kits available for up to 4 evaporators
- Oversized receiver
- Condenser coil coating
- Liquid injection on low temperature compressors

QV-SERIES • 15 TO 100 HP

DISCUS COMPRESSOR // SINGLE COMPRESSOR // CONFIGURABLE BASE MODELS

"-" Not Available

	Nom. H.P.	Model No.	Comp. Model No. (1 per Unit)	FLOODED		NON-FLOODED		4 Yr Compressor Protection Plan (Net Price Adder \$US)
				208-230/3	460/3	208-230/3	460/3	
MEDIUM TEMP.	15	W*DVO15M4S*A	3DS3R17ME	75,310	76,543	74,856	76,129	2,383
	20	W*DVO20M4S*A	4DBNR20ME	83,354	84,528	81,581	83,250	2,936
	25	W*DVO25M4S*A	4DHNR22ME	99,533	100,625	97,511	99,195	3,927
	30	W*DVO30M4S*A	4DJNR28ME	116,336	117,606	110,037	111,402	4,073
	35	W*DVO35M4S*A	6DHNR35ME	131,761	132,513	126,898	127,244	4,294
	40	W*DVO40M4S*A	6DJNR40ME	144,998	147,013	139,401	141,444	4,957
	50	W*DVO50M4S*A	6DUNR49ME	-	175,506	-	166,677	5,120
LOW TEMP.	22	W*DVO22L4S*A	4DJNF76KE	93,632	95,602	93,616	94,800	2,936
	27	W*DVO27L4S*A	6DHNF93KE	108,383	109,248	106,283	108,200	3,927
	30	W*DVO30L4S*A	6DJNF11ME	119,744	120,846	117,275	119,240	4,073
	40	W*DVO40L4S*A	6DUNF13ME	-	150,471	-	148,014	4,957

BITZER COMPRESSOR // SINGLE COMPRESSOR // CONFIGURABLE BASE MODELS

	Nom. H.P.	Model No.	Comp. Model No. (1 per Unit)	FLOODED		NON-FLOODED		4 Yr Compressor Protection Plan (Net Price Adder \$US)
				208-230/3	460/3	208-230/3	460/3	
MEDIUM TEMP.	15	W*BVO15M4S*A	4NE-20	75,310	76,543	74,856	76,129	2,383
	20	W*BVO20M4S*A	4JE-22	83,354	84,528	81,581	83,250	2,936
	25	W*BVO25M4S*A	4HE-25	99,533	100,625	97,511	99,195	3,927
	30	W*BVO30M4S*A	4GE-30	116,336	117,606	110,037	111,402	4,073
	35	W*BVO35M4S*A	6HE-35	131,761	132,513	126,898	127,244	4,294
	40	W*BVO40M4S*A	6GE-40	144,998	147,013	139,401	141,444	4,957
	50	W*BVO50M4S*A	6FE-50	174,199	175,506	165,437	166,677	5,120
LOW TEMP.	22	W*BVO22L4S*A	4GE-23	93,632	95,602	93,616	94,800	2,936
	27	W*BVO27L4S*A	6HE-28	108,383	109,248	106,283	108,200	3,927
	30	W*BVO30L4S*A	6GE-34	119,744	120,846	117,275	119,240	4,073
	40	W*BVO40L4S*A	6FE-44	149,352	150,471	147,202	148,014	4,957

- Factory Mounted Options & Shipped-Loose Accessories are found on pages 107-112.
- * Represents Flooded (F) or Non-Flooded (B) & Voltage 208-230/3/60 (E) or 460/3/60 (G)

- Demand Cooling/Liquid injection required for non-404A refrigerants on low temp applications with Discus and Bitzer compressors, respectively.
- Head fan is required for certain low temp applications. Refer to product catalog for model specific information

105 **AIR-COOLED** CONDENSING UNITS

QV-SERIES • 15 TO 100 HP

DISCUS COMPRESSOR // DUAL COMPRESSOR // CONFIGURABLE BASE MODELS

"-" Not Available

	Nom. H.P.	Model No.	Comp. Model No. (1 per Unit)	FLOODED		NON-FLOODED		4 Yr Compressor Protection Plan (Net Price Adder \$US)
				208-230/3	460/3	208-230/3	460/3	
MEDIUM TEMP.	30	W*DD030M4S*A	3DS3R17ME	150,624	153,088	149,709	152,258	4,073
	40	W*DD040M4S*A	4DBNR20ME	166,709	169,057	163,165	166,500	5,872
	50	W*DD050M4S*A	4DHNR22ME	199,068	201,251	195,024	198,397	5,120
	60	W*DD060M4S*A	4DJNR28ME	232,679	235,215	220,072	222,803	8,146
	70	W*DD070M4S*A	6DHNR35ME	263,520	265,029	253,795	254,491	9,030
	80	W*DD080M4S*A	6DJNR40ME	290,001	294,026	278,801	282,886	9,914
	100	W*DD100M4S*A	6DUNR49ME	-	351,014	-	333,354	10,240
LOW TEMP.	44	W*DD044L4S*A	4DJNF76KE	187,261	191,202	187,233	189,600	5,872
	54	W*DD054L4S*A	6DHNF93KE	216,762	218,493	212,567	216,400	6,095
	60	W*DD060L4S*A	6DJNF11ME	239,486	241,691	234,551	238,470	8,146
	80	W*DD080L4S*A	6DUNF13ME	-	300,946	-	296,028	9,914

BITZER COMPRESSOR // DUAL COMPRESSOR // CONFIGURABLE BASE MODELS

	Nom. H.P.	Model No.	Comp. Model No. (1 per Unit)	FLOODED		NON-FLOODED		4 Yr Compressor Protection Plan (Net Price Adder \$US)
				208-230/3	460/3	208-230/3	460/3	
MEDIUM TEMP.	30	W*BD030M4S*A	4NE-20	150,624	153,088	149,709	152,258	4,073
	40	W*BD040M4S*A	4JE-22	166,709	169,057	163,165	166,500	5,872
	50	W*BD050M4S*A	4HE-25	199,068	201,251	195,024	198,397	5,120
	60	W*BD060M4S*A	4GE-30	232,679	235,215	220,072	222,803	8,146
	70	W*BD070M4S*A	6HE-35	263,520	265,029	253,795	254,491	9,030
	80	W*BD080M4S*A	6GE-40	290,001	294,026	278,801	282,886	9,914
	100	W*BD100M4S*A	6FE-50	348,401	351,014	330,872	333,354	10,240
LOW TEMP.	44	W*BD044L4S*A	4GE-23	187,261	191,202	187,233	189,600	5,872
	54	W*BD054L4S*A	6HE-28	216,762	218,493	212,567	216,400	6,095
	60	W*BD060L4S*A	6GE-34	239,486	241,691	234,551	238,470	8,146
	80	W*BD080L4S*A	6FE-44	298,706	300,946	293,823	296,028	9,914

- Factory Mounted Options & Shipped-Loose Accessories are found on pages 107-112.
- * Represents Flooded (F) or Non-Flooded (B) & Voltage 208-230/3/60 (E) or 460/3/60 (G)

- Demand Cooling/Liquid injection required for non-404A refrigerants on low temp applications with Discus and Bitzer compressors, respectively.
- Head fan is required for certain low temp applications. Refer to product catalog for model specific information

QV-SERIES • 15 TO 100 HP

DISCUS COMPRESSOR // PARALLEL PIPED COMPRESSOR // CONFIGURABLE BASE MODELS

"-" Not Available

	Nom. H.P.	Model No.	Comp. Model No. (1 per Unit)	FLOODED		NON-FLOODED		4 Yr Compressor Protection Plan (Net Price Adder \$US)
				208-230/3	460/3	208-230/3	460/3	
MEDIUM TEMP.	50	W*DP050M4S*A	4DHNR22ME	223,692	225,603	219,051	222,357	5,120
	60	W*DP060M4S*A	4DJNR28ME	255,218	257,536	240,599	243,190	8,146
	70	W*DP070M4S*A	6DHNR35ME	286,953	288,242	275,960	276,306	9,030
	80	W*DP080M4S*A	6DJNR40ME	311,238	316,090	298,737	303,644	9,914
	100	W*DP100M4S*A	6DUNR49ME	-	389,625	-	368,986	10,240
LOW TEMP.	44	W*DP044L4S*A	4DJNF76KE	212,419	216,321	212,388	214,493	5,872
	54	W*DP054L4S*A	6DHNF93KE	240,301	241,728	235,558	239,392	6,095
	60	W*DP060L4S*A	6DJNF11ME	261,531	263,492	256,025	259,932	8,146
	80	W*DP080L4S*A	6DUNF13ME	-	334,046	-	328,500	9,914

BITZER COMPRESSOR // PARALLEL PIPED COMPRESSOR // CONFIGURABLE BASE MODELS

	Nom. H.P.	Model No.	Comp. Model No. (1 per Unit)	FLOODED		NON-FLOODED		4 Yr Compressor Protection Plan (Net Price Adder \$US)
				208-230/3	460/3	208-230/3	460/3	
MEDIUM TEMP.	50	W*BP050M4S*A	4HE-25	223,692	225,603	219,051	222,357	5,120
	60	W*BP060M4S*A	4GE-30	255,218	257,536	240,599	243,190	8,146
	70	W*BP070M4S*A	6HE-35	286,953	288,242	275,960	276,306	9,030
	80	W*BP080M4S*A	6GE-40	311,238	316,090	298,737	303,644	9,914
	100	W*BP100M4S*A	6FE-50	386,724	389,625	366,236	368,986	10,240
LOW TEMP.	44	W*BP044L4S*A	4GE-23	212,419	216,321	212,388	214,493	5,872
	54	W*BP054L4S*A	6HE-28	240,301	241,728	235,558	239,392	6,095
	60	W*BP060L4S*A	6GE-34	261,531	263,492	256,025	259,932	8,146
	80	W*BP080L4S*A	6FE-44	386,724	334,046	326,051	328,500	9,914

- Factory Mounted Options & Shipped-Loose Accessories are found on pages 107-112.
- * Represents Flooded (F) or Non-Flooded (B) & Voltage 208-230/3/60 (E) or 460/3/60 (G)

- Demand Cooling/Liquid injection required for non-404A refrigerants on low temp applications with Discus and Bitzer compressors, respectively.
- Head fan is required for certain low temp applications. Refer to product catalog for model specific information

QV-SERIES • 15 TO 100 HP

FACTORY INSTALLED OPTIONS // SINGLE COMPRESSOR // COMPRESSOR & ELECTRICAL OPTIONS

	Option Description <i>(all options are factory mounted unless otherwise noted)</i>	Option Available On:	List Price Adder (\$US)
COMPRESSOR OPTIONS	Compressor Unloading with Pressure Control for 1 Cycle Bank	BV015M, 020M-30M, 050M; 022L - 040L	2,970
	Compressor Unloading with Pressure Control for 2 Cycle Bank	035M & 045M	4,974
	Compressor Unloading: Moduload	DV015M	7,328
	Head Cooling Fan	All Models	3,091
	Liquid Injection / Demand Cooling	022L - 040L	6,788
ELECTRICAL AND CONTROL PANEL OPTIONS	Air Defrost Time Clock	All Medium Temperature Models	997
	Anti-Short Cycle Timer	All Models	861
	Condenser Fan Breaker	015M -030M; 022L - 040L	1,299
		035M -050M	1,975
	Control Circuit Breaker	All Models	423
	EC Fan Motors with Electronic Variable Speed Control	015M -030M; 022L - 040L	Call Factory
		035M -050M	
	Thru-the-door Fused Disconnect	Models with MOPD < 61A	2,629
		Models with 61A < MOPD < 101A	3,894
		Models with 101A < MOPD < 201A	6,671
	Thru-the-door Main Breaker	Models with MOPD ≤ 100A	3,361
		Models with 101A < MOPD < 201A	5,453
	Thru-the-door Non-Fused Disconnect	Models with MCA < 59A	2,367
		Models with 59A < MCA > 99A	3,436
		Models with 99A < MCA < 199A	5,682
Phase-Loss Monitor - 250A	230 V & 460 V	1,662	
Phase-Loss Monitor - ICM450	230 V	2,424	
	460 V	1,723	

QV-Series Single Compressor Options continued on next page.

QV-SERIES • 15 TO 100 HP

FACTORY INSTALLED OPTIONS // SINGLE COMPRESSOR // REFRIGERATION OPTIONS

Option Description <i>(all options are factory mounted unless otherwise noted)</i>	Option Available On:	List Price Adder (\$US)
Crankcase Pressure Regulator Valves	015M	5,836
	020M - 040M; 022L - 030L	7,351
	050M & 040L	14,589
Fan Cycling - Temperature or Pressure	All Flooded Models; Standard on Non-Flooded Models	2,622
Heat Reclaim Valve	All Models	6,066
Heated & Insulated Receiver	All Models	4,616
Hot Gas Bypass Tee & Ball Valve	All Models	1,423
Hot Gas Bypass Tee, Ball Valve & Regulator	All Models	8,247
Liquid-line Filter Isolation Valve (single valve)	All Models	821
Liquid Line Solenoid Valve (shipped loose)	015M - 025M; 022L - 040L	1,020
	030M - 035M	1,304
	040M - 050M	1,971
Oil Separator with Check Valve	015 - 030	2,828
	035 - 050	4,775
Oil Separator with Check Valve & Oil Return Service Kit	015 - 030	6,261
	035 - 050	8,865
Oversized Receiver	All Models	1,965
Receiver Level Gauge	All Models	2,437
Suction Accumulator - Standard	015	4,399
	020-050	5,088
Suction Accumulator - Heat Exchanger	015	5,453
	020-050	8,441
Suction-line Filter - Replaceable Core	015M	2,885
	020M - 040M; 022L - 030L	3,012
	050M & 040L	3,766
Suction-line Filter Isolation Valves	015M	1,346
	020M - 040M; 022L - 030L	2,167
	050M & 040L	3,770
Suction-line Insulation	All Models	2,386

REFRIGERATION OPTIONS

QV-SERIES • 15 TO 100 HP

FACTORY INSTALLED OPTIONS // DUAL COMPRESSOR // COMPRESSOR & ELECTRICAL OPTIONS

	Option Description <i>(all options are factory mounted unless otherwise noted)</i>	Option Available On:	List Price Adder (\$US)
COMPRESSOR OPTIONS	Compressor Unloading with Pressure Control for 1 Cycle Bank	BD030M, D040M - D060M, D100M; D044L - D080L	5,940
	Compressor Unloading with Pressure Control for 2 Cycle Bank	D070M & D080M	9,948
	Compressor Unloading: Moduload	DD030M	14,656
	Head Cooling Fan	All Models	6,182
	Liquid Injection / Demand Cooling	D044L - D080L	13,576
ELECTRICAL AND CONTROL PANEL OPTIONS	Air Defrost Time Clock	All Medium Temperature Models	1,994
	Anti-Short Cycle Timer	All Models	1,722
	Condenser Fan Breaker	D030M -D060M; D044L - D080L	2,598
		D070M -D100M	3,950
	Control Circuit Breaker	All Models	423
	EC Fan Motors with Electronic Variable Speed Control	D030M -D060M; D044L - D080L	Call Factory
		D070M -D100M	
	Thru-the-door Fused Disconnect	Models with MOPD < 61A	2,629
		Models with 61A < MOPD < 101A	3,894
		Models with 101A < MOPD < 201A	6,671
	Thru-the-door Main Breaker	Models with MOPD ≤ 100A	3,361
		Models with 101A < MOPD < 201A	5,453
	Thru-the-door Non-Fused Disconnect	Models with MCA < 59A	2,367
		Models with 59A < MCA > 99A	3,436
		Models with 99A < MCA < 199A	5,682
Phase-Loss Monitor - 250A	230 V & 460 V	3,324	
Phase-Loss Monitor - ICM450	460 V	3,446	

QV-Series Dual Compressor Options continued on next page.

QV-SERIES • 15 TO 100 HP

FACTORY INSTALLED OPTIONS // DUAL COMPRESSOR // REFRIGERATION OPTIONS

Option Description <i>(all options are factory mounted unless otherwise noted)</i>	Option Available On:	List Price Adder (\$US)
Crankcase Pressure Regulator Valves	D030M	11,672
	D040M - D080M; D044L - D060L	14,702
	D100M & D080L	29,178
Fan Cycling - Temperature or Pressure	All Flooded Models; Standard on Non-Flooded Models	5,244
Heat Reclaim Valve	All Models	12,132
Heated & Insulated Receiver	All Models	9,232
Hot Gas Bypass Tee & Ball Valve	All Models	2,846
Hot Gas Bypass Tee, Ball Valve & Regulator	All Models	16,494
Liquid-line Filter Isolation Valve (single valve per circuit)	All Models	1,642
Liquid Line Solenoid Valve (shipped loose)	030M - 050M; 044L - 080L	2,040
	060M - 070M	2,608
	080M - 100M	3,942
Oil Separator with Check Valve	D030 - D060	5,656
	D070 - D100	9,550
Oil Separator with Check Valve & Oil Return Service Kit	D030 - D060	12,522
	D070 - D100	17,730
Oversized Receiver	All Models	3,930
Receiver Level Gauge	All Models	4,874
Suction Accumulator - Standard	D030	8,798
	D040-D100	10,176
Suction Accumulator - Heat Exchanger	D030	10,906
	D040-D100	16,882
Suction-line Filter - Replaceable Core	D030M	5,770
	D040M - D080M; D044L - D060L	6,024
	D100M & D080L	7,532
Suction-line Filter Isolation Valves	D030M	2,692
	D040M - D080M; D044L - D060L	4,334
	D100M & D080L	7,540
Suction-line Insulation	All Models	4,772

REFRIGERATION OPTIONS

QV-SERIES • 15 TO 100 HP

FACTORY INSTALLED OPTIONS // PARALLEL-PIPED COMPRESSOR // COMPRESSOR & ELECTRICAL OPTIONS

	Option Description <i>(all options are factory mounted unless otherwise noted)</i>	Option Available On:	List Price Adder (\$US)
COMPRESSOR OPTIONS	Compressor Unloading with Pressure Control for 1 Cycle Bank	P050M - P060M, P100M; P044L - P080L	5,940
	Compressor Unloading with Pressure Control for 2 Cycle Bank	P070M & P080M	9,948
	Head Cooling Fan	All Models	6,182
	Liquid Injection / Demand Cooling	P044L - P080L	13,576
ELECTRICAL AND CONTROL PANEL OPTIONS	Air Defrost Time Clock	All Medium Temperature Models	997
	Anti-Short Cycle Timer	All Models	861
	Condenser Fan Breaker	P050M -P060M; P044L - P080L	1,299
		P070M -P100M	1,975
	Control Circuit Breaker	All Models	423
	EC Fan Motors with Electronic Variable Speed Control	P050M -P060M; P044L - P080L	Call Factory
		P070M -P100M	
	Thru-the-door Fused Disconnect	Models with MOPD < 61A	2,629
		Models with 61A < MOPD < 101A	3,894
		Models with 101A < MOPD < 201A	6,671
	Thru-the-door Main Breaker	Models with MOPD ≤ 100A	3,361
		Models with 101A < MOPD < 201A	5,453
	Thru-the-door Non-Fused Disconnect	Models with MCA < 59A	2,367
		Models with 59A < MCA > 99A	3,436
Models with 99A < MCA < 199A		5,682	
Phase-Loss Monitor - 250A	230 V & 460 V	1,662	
Phase-Loss Monitor - ICM450	460 V	1,723	

QV-Series Parallel-Piped Compressor Options continued on next page.

QV-SERIES • 15 TO 100 HP

FACTORY INSTALLED OPTIONS // PARALLEL-PIPED COMPRESSOR // REFRIGERATION OPTIONS

	Option Description <i>(all options are factory mounted unless otherwise noted)</i>	Option Available On:	List Price Adder (\$US)
REFRIGERATION OPTIONS	Crankcase Pressure Regulator Valves	P050M-P60M	14,702
		P070M-P100M; P044L - P080L	17,163
	Fan Cycling - Temperature or Pressure	All Flooded Models; Standard on Non-Flooded Models	5,244
	Heat Reclaim Valve	All Models	6,066
	Heated & Insulated Receiver	All Models	4,616
	Hot Gas Bypass Tee & Ball Valve	All Models	1,423
	Hot Gas Bypass Tee, Ball Valve & Regulator	All Models	8,247
	Liquid-line Filter Isolation Valve (single valve per circuit)	All Models	821
	Liquid Line Solenoid Valve (shipped loose)	050M - 060M	8,172
		070M - 100M	3,333
		044L - 080L	1,277
	Oversized Receiver	All Models	1,965
	Receiver Level Gauge	All Models	2,437
	Suction Accumulator - Standard	P050M-P60M	6,106
		P070M-P100M; P044L - P080L	6,645
	Suction Accumulator - Heat Exchanger	P050M-P60M	8,441
		P070M-P100M; P044L - P080L	9,327
	Suction-line Filter - Replaceable Core	P050M-P60M	2,696
		P070M-P100M; P044L - P080L	3,012
	Suction-line Filter Isolation Valves	P050M-P60M	3,766
P070M-P100M; P044L - P080L		5,953	
Suction-line Insulation	All Models	4,772	

QV-SERIES • 15 TO 100 HP

DEFROST KIT NOMENCLATURE

DL	A	24	-
Kit Designator	Heater Contactor QTY	Max Total Heater Amp Value	Special Kit Codes
	A - 1 B - 2 C - 3 D - 4		-1: 1 Evaporator with Multiple Heater Feeds -2: 2 Evaporators with Multiple Heater Feeds PP: Pressure Prop Kits for Large Evaporators

NOTES:

- When selecting defrost kit, use the next higher amp value above the defrost load.
- All kits include 1 fan contactor and are suitable for 1 or 3 phase loads.
- Electrical resistance loads greater than 48 amps must be split into multiple circuits.

FACTORY INSTALLED OPTIONS // DEFROST KITS // SINGLE & PARALLEL-PIPED COMPRESSOR MODELS

1 HEATER CONTACTOR		2 HEATER CONTACTORS		3 HEATER CONTACTORS		4 HEATER CONTACTORS	
Kit Model	List Price (\$US)	Kit Model	List Price (\$US)	Kit Model	List Price (\$US)	Kit Model	List Price (\$US)
DLA24 ¹	2,748						
DLA30 ¹	2,856						
DLA35 ¹	3,215	DLB35 ¹	4,102	DLC35	5,604		
DLA40 ¹	3,215	DLB40 ¹	4,102	DLC40	5,604		
DLA48 ¹	3,215	DLB48 ¹	4,102	DLC48	5,604		
		DLB60 ^{1 2 4}	4,265	DLC60 ¹	5,604	DLD60	6,627
		DLB96 ^{1 2 4}	5,166	DLC96 ¹	5,943	DLD96	6,680
				DLC144 ¹	8,097	DLD144 ^{3 5}	8,152
						DLD192 ^{3 5}	8,568

FACTORY INSTALLED OPTIONS // DEFROST KITS // DUAL COMPRESSOR MODELS

1 HEATER CONTACTOR PER COMPRESSOR		2 HEATER CONTACTORS PER COMPRESSOR	
Kit Model	List Price (\$US)	Kit Model	List Price (\$US)
DLA24 ¹			
DLA30 ¹			
DLA35 ¹		DLB35 ¹	
DLA40 ¹		DLB40 ¹	
DLA48 ¹		DLB48 ¹	
		DLB60 ^{1 2 4}	
		DLB96 ^{1 2 4}	

Defrost Kit selected for Single and Parallel compressor models is for entire unit. Up to 4 contactors.

Defrost Kit selected is per compressor for Dual compressor models. Up to 2 contactors/compressor.

- 1 Defrost Kit Available with Pressure Prop Kit for Large Evaporators (Special Kit Code: PP)
- 2 Defrost Kit Available for Evaporator with Multiple Heater Feeds (Special Kit Code: -1)
- 3 Defrost Kit Available for 2 Evaporators with Multiple Heater Feeds (Special Kit Code: -2)
- 4 Defrost Kit Available for Evaporator with Multiple Heater Feeds & Pressure Prop Kit (Special Kit Code: -1PP)
- 5 Defrost Kit Available for 2 Evaporators with Multiple Heater Feeds & Pressure Prop Kit (Special Kit Code: -2PP)

QV-Series Defrost Kit Options continued on next page.

QV-SERIES • 15 TO 100 HP

FACTORY INSTALLED OPTIONS // TIMER/FAN CONTACTOR // SINGLE & PARALLEL-PIPED COMPRESSOR MODELS

1 FAN CONTACTOR & DEFROST TIMER		
Kit Model	Max Motor Amps	List Price (\$US)
TMR-EF-15A	15	1,516
TMR-EF-30A	30	1,607

FACTORY INSTALLED OPTIONS // TIMER/FAN CONTACTOR // SINGLE & PARALLEL-PIPED COMPRESSOR MODELS

Max Heater Amps	1 HEATER CONTACTOR		2 HEATER CONTACTORS		3 HEATER CONTACTORS		4 HEATER CONTACTORS	
	Fuseblock List Price (\$US)	Circuit Breaker List Price (\$US)	Fuseblock List Price (\$US)	Circuit Breaker List Price (\$US)	Fuseblock List Price (\$US)	Circuit Breaker List Price (\$US)	Fuseblock List Price (\$US)	Circuit Breaker List Price (\$US)
24	193	1,450						
30	258	2,256						
35	258	2,256	258	2,676	383	2,874		
40	258	2,256	258	2,676	383	2,874		
48	258	2,256	258	2,676	383	2,874		
60			360	4,500	550	4,752	593	4,975
96			461	4,531	629	6,055	760	6,241
144					796	6,261	1,040	7,516
192							1,047	7,595

Dual Compressor Units require 2 Fuse blocks & 2 Circuit Breaker, 1 per compressor. Up to 2 contactors/compressor.



WATER-COOLED CONDENSING UNIT

MODELS



DOE AWEF values for specific models in a given application can be found in the Product Brochure on our website.

NEXT-GEN WC-SERIES™ 1/2 TO 6 HP



DOE AWEF values for specific models in a given application can be found in the Product Brochure on our website.

MODEL NOMENCLATURE

W	W	O	500	M	4S	E	A
Brand	Style	Compressor	Horsepower	Temperature	Refrigerant	Voltage	Vintage
W - Witt	F - Flooded B - Non-Flooded	D - Discus O - Scroll B - Bitzer		E - Extended Medium L - Low M - Medium	4S - Multiple Refrigerants	E - 208-230/3/60 G - 460/3/60 N - 200-220/3/50 Q - 380/3/50	A

50 Hz available. Contact Factory for additional information.

STANDARD FEATURES

- ▶ Hermetic or quiet and efficient Scroll compressor
- ▶ High efficiency water cooled coaxial condenser
- ▶ Base mounted shut-off valves
- ▶ Liquid line kit with filter/drier and sight glass with moisture indicator
- ▶ Suction and discharge service valves (as required)
- ▶ Compressor contactor or start kit (as required)
- ▶ Suction line piping (filter optional)
- ▶ Color-coded point-to-point wiring
- ▶ Large electrical panel with hinged/removable door
- ▶ Refrigerant receiver with isolation valve and pressure relief plug
- ▶ Adjustable high pressure (auto reset) and low pressure (auto reset) controls
- ▶ Electronic defrost timer with defrost contactor/relay on low temperature models (2 evaps. maximum)
- ▶ Electronic air defrost timer (Medium temperature models only)
- ▶ UL and cUL listed for indoor use

OPTIONS

- ▶ Air or electric defrost provisions
- ▶ Cupronickel heat exchanger and water piping
- ▶ Crankcase heater
- ▶ Water regulating valve
- ▶ Replaceable core liquid filter
- ▶ Replaceable core suction filter
- ▶ Two-tier stacking rack

NEXT-GEN WC-SERIES • 1/2 TO 6 HP

WATER-COOLED // HERMETIC COMPRESSOR // CONFIGURABLE BASE MODELS

Includes Liquid Line Kit with Filter/Drier and Sight Glass with Moisture Indicator, and Defrost Timer or Kit

	Frame Size	Nom. H.P.	Compressor Model No.	Model No.	LIST PRICE (\$US)			4 Yr Compressor Protection Plan (Net Price Adder \$US)
					208-230/1/60	208-230/3/60	460/3/60	
EXTENDED MED. TEMP	FW1	1/2	RST45C1E	WWH055E4S*A	8,235	-	-	217
	FW1	1/2	RST55C1E	WWH080E4S*A	8,405	-	-	217
	FW1	3/4	RST64C1E	WWH090E4S*A	8,659	-	-	217
	FW1	3/4	RST70C1E	WWH100E4S*A	9,352	9,669	-	217
	FW2	1	RST97C1E	WWH125E4S*A	10,022	9,943	-	239

WATER-COOLED // SCROLL COMPRESSOR // CONFIGURABLE BASE MODELS

Includes Liquid Line Kit with Filter/Drier and Sight Glass with Moisture Indicator, and Defrost Timer or Kit

	Frame Size	Nom. H.P.	Compressor Model No.	Model No.	LIST PRICE (\$US)			4 Yr Compressor Protection Plan (Net Price Adder \$US)
					208-230/1/60	208-230/3/60	460/3/60	
MED TEMP	FW1	1/2	ZB06KAE	WWO060M4S*A	14,709	14,732	-	404
	FW1	1/2	ZB07KAE	WWO080M4S*A	14,854	14,904	-	404
	FW1	1	ZB08KAE	WWO100M4S*A	15,000	15,098	-	404
EXTENDED MEDIUM TEMPERATURE	FW1	1-1/3	ZS09KAE	WWO130E4S*A	15,164	15,316	15,879	404
	FW2	1-1/2	ZS11KAE	WWO150E4S*A	16,223	16,379	16,937	404
	FW2	1-3/4	ZS13KAE	WWO180E4S*A	16,610	16,762	17,322	404
	FW3	2	ZS15KAE	WWO200E4S*A	16,898	17,050	17,610	404
	FW3	2-1/2	ZS19KAE	WWO250E4S*A	17,092	17,281	17,944	404
	FW4	3	ZS21KAE	WWO300E4S*A	17,351	17,573	18,341	530
	FW4	3-1/2	ZS26KAE	WWO350E4S*A	18,434	18,672	19,219	530
	FW4	4	ZS29KAE	WWO400E4S*A	19,022	19,286	19,816	549
	FW4	4-1/2	ZS33KAE	WWO450E4S*A	18,781	19,047	19,739	549
	FW4	6	ZS38K4E	WWO500E4S*A	19,720	19,992	20,845	568
FW4	6-1/2	ZS45K4E	WWO600E4S*A	-	23,073	23,445	568	

- Factory Mounted Options & Shipped-Loose Accessories are found on page 119
- * represents Voltage. "D" for 230/1/60, "E" for 280-230/3/60 and "G" for 460/3/60
- "-" Not Available

NEXT-GEN WC-SERIES • 1/2 TO 6 HP

WATER-COOLED // SCROLL COMPRESSOR // CONFIGURABLE BASE MODELS (continued)
 Includes Liquid Line Kit with Filter/Drier and Sight Glass with Moisture Indicator, and Defrost Timer or Kit

	Frame Size	Nom. H.P.	Compressor Model No.	Model No.	LIST PRICE (\$US)			4 Yr Compressor Protection Plan (Net Price Adder \$US)
					208-230/1/60	208-230/3/60	460/3/60	
LOW TEMPERATURE	FW2	1	ZF03KAE	WWO100L4S*A	15,412	16,261	-	404
	FW2	1-1/3	ZF04KAE	WWO130L4S*A	15,790	16,545	-	404
	FW2	1-1/2	ZF05KAE	WWO160L4S*A	16,280	16,933	-	404
	FW2	2	ZF07KAE	WWO230L4S*A	17,200	17,428	17,974	404
	FW3	2-1/2	ZF08K4E	WWO250L4S*A	17,793	18,044	18,236	404
	FW3	3	ZF09K4E	WWO300L4S*A	18,225	18,494	20,710	530
	FW3	3-1/2	ZF11K4E	WWO350L4S*A	19,051	19,322	19,776	530
	FW4	4	ZF13K4E	WWO400L4S*A	19,871	20,127	20,584	549
	FW4	5	ZF15K4E	WWO500L4S*A	20,127	20,378	20,850	568
	FW4	6	ZF18K4E	WWO600L4S*A	-	22,974	24,221	568

- Factory Mounted Options & Shipped-Loose Accessories are found on next page
- * represents Voltage. "D" for 230/1/60, "E" for 280-230/3/60 and "G" for 460/3/60
- "-" Not Available

NEXT-GEN WC-SERIES • 1/2 TO 6 HP

FACTORY MOUNTED OPTIONS

Option Description <i>(all options are factory mounted unless otherwise noted)</i>	H.P Range/Cabinet	List Price Adder (\$US)
Water Regulating Valve (shipped loose)	0.5 - 2.0	1,052
	2.5 - 3.5	1,142
	4.0 - 4.5	1,282
	5.0 - 6.5	1,889
Cupronickel Water Regulating Valve	ALL	Contact Factory
External Fused Disconnect (Mounted)	FW1 - FW2	942
	FW3 - FW4	1,737
External Fused Disconnect (Loose)	FW4	1,591
Liquid Line with Premium Components: Replaceable Core Filter/Drier	FW4	880
Suction Line Components: Sealed Filter	FW1	571
	FW2 - FW4	680
Suction Line Components: Replaceable Core Filter	FW4	2,002
Suction Accumulator	FW1	881
	FW2 - FW4	1,359
Compressor Pump-down Switch	ALL	563
Phase Loss Monitor*	ALL	1,955
Cupronickel Heat Exchanger	ALL	Contact Factory
Two-Tiered Stacking Rack (shipped loose)	ALL	Contact Factory
Over-Sized Receiver	FW1	730
	FW2	870
	FW3	2,080
	FW4	2,134
Heated & Insulated Receiver (temperature controlled w/low pressure bypass timer)	ALL	1,192
Thru The Door - Non - Fused - Disconnect Switch	FW1 - FW2	838
	FW3 - FW4	1,114
Remove Standard Defrost Kit (Low Temp only)	ALL	(986)
Remove Standard Air Defrost Timer (Medium Temp only)	ALL	(851)
Oil Separator	FW4	2,162
Substitute Standard Air Defrost Timer For Standard Defrost Kit (ED5-ED11)	ALL	175

For Defrost Kit Options, please see pages 80-82.

* Only available on units that are 3 Phase.

AIR-COOLED CONDENSERS

MODELS

Available with 1 to 14 fans in single and double fan width models
with vertical or horizontal air flow



DOE AWEF values for specific models in a given application
can be found in the Product Brochure on our website.

QUANTUM AIR™ LARGE CONDENSER



DOE AWEF values for specific models in a given application can be found in the Product Brochure on our website.

MODEL NOMENCLATURE

W	D	D	087	G	D	3	A
Brand	Series	Width	MBTUH	Voltage	Motor	No. of Fans	Vintage
W - Witt	D - Condenser	S - Single Wide D - Double Wide		E - 208-230/3/60 G - 460/3/60 N - 200-220/3/50 Q - 380/3/50 X - Non-Catalogued	B - 1140 RPM, 1.5 HP D - 850 RPM, 1.5 HP L - 850 RPM, 1 HP E - 550 RPM, 1/3 HP G - 900 RPM Rail Mount Variable Speed EC K - 1200 RPM Rail Mount Variable Speed EC	1 - 7	

*Capacity at 10 FPI per 1°F TD

STANDARD FEATURES

- ▶ Inverter duty rail mounted motors
- ▶ Vertical air flow
- ▶ Motors with inherent thermal overload protection
- ▶ 3/8" refrigerant saving copper tube, aluminum fin coils*
- ▶ 650 PSIG working pressure
- ▶ Vinyl coated heavy gauge steel fan guards
- ▶ Swept wing fan/Venturi improves airflow and sound
- ▶ Hinged Venturi panels for easy servicing
- ▶ Hinged leg design for simple installation
- ▶ Proprietary floating coil design
- ▶ Thru-the-door non-fused disconnect switch
- ▶ Heavy gauge painted galvanized steel construction
- ▶ Heavy duty lifting eyes for equipment rigging
- ▶ UL and cUL listed for outdoor use
- ▶ LED control panel lighting

OPTIONS

- ▶ Flooded head pressure control
- ▶ Fan cycling head pressure control
- ▶ Sub-cooling circuit
- ▶ Multi-circuited coils
- ▶ Wide selection of fin coatings and materials
- ▶ Multiple control panel locations
- ▶ Fixed box style legs

QUANTUM AIR™

MODELS WITH 1140 RPM, 1.5 HP MOTORS

	Model No.	List Price (\$US)				Fan Configuration
		8 FPI	10 FPI	12 FPI	14 FPI	
SINGLE FAN WIDTH	WDS004^B1A	12,882	12,882	13,608	14,334	1 x 1
	WDS006^B1A	16,201	16,201	16,927	17,653	1 x 1
	WDS007^B1A	18,011	18,011	18,737	19,463	1 x 1
	WDS012^B2A	26,879	26,879	27,605	28,331	1 x 2
	WDS015^B2A	36,451	36,451	37,177	37,903	1 x 2
	WDS018^B2A	42,923	42,923	43,649	44,375	1 x 2
	WDS022^B3A	53,356	53,356	54,082	54,808	1 x 3
	WDS027^B3A	61,766	61,766	62,492	63,218	1 x 3
	WDS030^B4A	74,407	74,407	75,133	75,859	1 x 4
	WDS036^B4A	83,788	83,788	84,514	85,240	1 x 4
	WDS039^B5A	92,840	92,840	93,566	94,292	1 x 5
	WDS047^B5A	107,423	107,423	108,149	108,875	1 x 5
	WDS056^B6A	128,566	128,566	129,292	130,018	1 x 6
	WDS065^B7A	151,031	151,031	151,757	152,483	1 x 7
DOUBLE FAN WIDTH	WDD022^B2A	55,412	55,412	56,138	56,864	2 x 2
	WDD030^B2A	72,777	72,777	73,503	74,229	2 x 2
	WDD036^B2A	84,271	84,271	84,997	85,723	2 x 2
	WDD045^B3A	108,871	108,871	109,597	110,323	2 x 3
	WDD054^B3A	126,636	126,636	127,362	128,088	2 x 3
	WDD059^B4A	145,744	145,744	146,470	147,196	2 x 4
	WDD072^B4A	167,327	167,327	168,053	168,779	2 x 4
	WDD078^B5A	185,681	185,681	186,407	187,133	2 x 5
	WDD094^B5A	215,158	215,158	215,884	216,610	2 x 5
	WDD113^B6A	257,100	257,100	257,826	258,552	2 x 6
	WDD131^B7A	302,775	302,775	303,501	304,227	2 x 7

- Factory Mounted Options & Shipped-Loose Accessories start on page 128.
- ^ Represents Voltage. "E" - 208-230/3/60, "G" - 460/3/60, "N" - 200-220/3/50 or "Q" - 380/3/50.

QUANTUM AIR™

MODELS WITH 850 RPM, 1.5 HP MOTORS

	Model No.	List Price (\$US)				Fan Configuration
		8 FPI	10 FPI	12 FPI	14 FPI	
SINGLE FAN WIDTH	WDS004^D1A	12,033	12,759	13,485	14,211	1 x 1
	WDS005^D1A	15,379	16,105	16,831	17,557	1 x 1
	WDS007^D1A	17,138	17,864	18,590	19,316	1 x 1
	WDS010^D2A	26,727	27,453	28,179	28,905	1 x 2
	WDS014^D2A	35,618	36,344	37,070	37,796	1 x 2
	WDS015^D2A	39,418	40,144	40,870	41,596	1 x 2
	WDS021^D3A	52,941	53,667	54,393	55,119	1 x 3
	WDS024^D3A	59,745	60,471	61,197	61,923	1 x 3
	WDS028^D4A	72,104	72,830	73,556	74,282	1 x 4
	WDS032^D4A	80,592	81,318	82,044	82,770	1 x 4
	WDS035^D5A	88,405	89,131	89,857	90,583	1 x 5
	WDS043^D5A	105,543	106,269	106,995	107,721	1 x 5
	WDS052^D6A	126,789	127,515	128,241	128,967	1 x 6
	WDS060^D7A	148,757	149,483	150,209	150,935	1 x 7
DOUBLE FAN WIDTH	WDD019^D2A	52,765	53,491	54,217	54,943	2 x 2
	WDD028^D2A	71,846	72,572	73,298	74,024	2 x 2
	WDD031^D2A	78,262	78,988	79,714	80,440	2 x 2
	WDD041^D3A	107,252	107,978	108,704	109,430	2 x 3
	WDD048^D3A	121,283	122,009	122,735	123,461	2 x 3
	WDD055^D4A	145,089	145,815	146,541	147,267	2 x 4
	WDD065^D4A	162,240	162,966	163,692	164,418	2 x 4
	WDD069^D5A	177,467	178,193	178,919	179,645	2 x 5
	WDD086^D5A	212,174	212,900	213,626	214,352	2 x 5
	WDD103^D6A	254,428	255,154	255,880	256,606	2 x 6
	WDD121^D7A	298,279	299,005	299,731	300,457	2 x 7

- Factory Mounted Options & Shipped-Loose Accessories start on page 128.
- ^ Represents Voltage. "E" - 208-230/3/60, "G" - 460/3/60, "N" - 200-220/3/50 or "Q" - 380/3/50.

QUANTUM AIR™

MODELS WITH 850 RPM, 1.0 HP MOTORS

	Model No.	List Price (\$US)				Fan Configuration
		8 FPI	10 FPI	12 FPI	14 FPI	
SINGLE FAN WIDTH	WDS004^L1A	11,245	11,971	11,245	13,423	1 x 1
	WDS006^L1A	14,558	15,284	14,558	16,736	1 x 1
	WDS008^L1A	17,401	18,127	17,401	19,579	1 x 1
	WDS010^L2A	25,147	25,873	25,147	27,325	1 x 2
	WDS012^L2A	31,536	32,262	31,536	33,714	1 x 2
	WDS015^L2A	37,974	38,700	37,974	40,152	1 x 2
	WDS019^L3A	50,122	50,848	50,122	52,300	1 x 3
	WDS023^L3A	57,155	57,881	57,155	59,333	1 x 3
	WDS026^L4A	69,563	70,289	69,563	71,741	1 x 4
	WDS030^L4A	78,605	79,331	78,605	80,783	1 x 4
	WDS032^L5A	84,975	85,701	84,975	87,153	1 x 5
	WDS040^L5A	103,991	104,717	103,991	106,169	1 x 5
	WDS048^L6A	125,598	126,324	125,598	127,776	1 x 6
	WDS056^L7A	147,081	147,807	147,081	149,259	1 x 7
DOUBLE FAN WIDTH	WDD017^L2A	49,229	49,955	49,229	51,407	2 x 2
	WDD026^L2A	69,536	70,262	69,536	71,714	2 x 2
	WDD030^L2A	78,636	79,362	78,636	80,814	2 x 2
	WDD038^L3A	105,483	106,209	105,483	107,661	2 x 3
	WDD046^L3A	122,476	123,202	122,476	124,654	2 x 3
	WDD051^L4A	141,853	142,579	141,853	144,031	2 x 4
	WDD060^L4A	160,857	161,583	160,857	163,035	2 x 4
	WDD063^L5A	172,554	173,280	172,554	174,732	2 x 5
	WDD080^L5A	211,415	212,141	211,415	213,593	2 x 5
	WDD097^L6A	254,052	254,778	254,052	256,230	2 x 6
	WDD113^L7A	297,839	298,565	297,839	300,017	2 x 7

- Factory Mounted Options & Shipped-Loose Accessories start on page 128.
- ^ Represents Voltage. "E" - 208-230/3/60, "G" - 460/3/60, "N" - 200-220/3/50 or "Q" - 380/3/50.
- These models fulfill California Title 24 condenser efficiency requirements when utilizing Variable Frequency Drives and 10 FPI coils.

QUANTUM AIR™

MODELS WITH 550 RPM, 1/3 HP MOTORS

	Model No.	List Price (\$US)				Fan Configuration
		8 FPI	10 FPI	12 FPI	14 FPI	
SINGLE FAN WIDTH	WDS004^E1A	12,983	13,709	14,435	15,161	1 x 1
	WDS005^E1A	15,287	16,013	16,739	17,465	1 x 1
	WDS006^E1A	17,222	17,948	18,674	19,400	1 x 1
	WDS008^E2A	26,318	27,044	27,770	28,496	1 x 2
	WDS011^E2A	34,461	35,187	35,913	36,639	1 x 2
	WDS012^E2A	38,033	38,759	39,485	40,211	1 x 2
	WDS016^E3A	53,082	53,808	54,534	55,260	1 x 3
	WDS018^E3A	58,034	58,760	59,486	60,212	1 x 3
	WDS021^E4A	72,948	73,674	74,400	75,126	1 x 4
	WDS025^E4A	81,527	82,253	82,979	83,705	1 x 4
	WDS028^E5A	92,815	93,541	94,267	94,993	1 x 5
	WDS032^E5A	102,555	103,281	104,007	104,733	1 x 5
	WDS040^E6A	130,423	131,149	131,875	132,601	1 x 6
	WDS046^E7A	152,592	153,318	154,044	154,770	1 x 7
DOUBLE FAN WIDTH	WDD016^E2A	57,046	57,772	58,498	59,224	2 x 2
	WDD021^E2A	72,948	73,674	74,400	75,126	2 x 2
	WDD025^E2A	80,822	81,548	82,274	83,000	2 x 2
	WDD032^E3A	112,226	112,952	113,678	114,404	2 x 3
	WDD037^E3A	122,566	123,292	124,018	124,744	2 x 3
	WDD043^E4A	150,376	151,102	151,828	152,554	2 x 4
	WDD050^E4A	166,949	167,675	168,401	169,127	2 x 4
	WDD055^E5A	191,888	192,614	193,340	194,066	2 x 5
	WDD063^E5A	210,026	210,752	211,478	212,204	2 x 5
	WDD080^E6A	266,019	266,745	267,471	268,197	2 x 6
	WDD093^E7A	309,482	310,208	310,934	311,660	2 x 7

- Factory Mounted Options & Shipped-Loose Accessories start on page 128.
- ^ Represents Voltage. "E" - 208-230/3/60, "G" - 460/3/60, "N" - 200-220/3/50 or "Q" - 380/3/50.
- These models fulfill California Title 24 condenser efficiency requirements when utilizing Variable Frequency Drives and 10 FPI coils.

QUANTUM AIR™

MODELS WITH 900 RPM, VARIABLE SPEED EC MOTORS

	Model No.	List Price (\$US)				Fan Configuration
		8 FPI	10 FPI	12 FPI	14 FPI	
SINGLE FAN WIDTH	WDS004^G1A	22,054	22,780	23,506	24,232	1 x 1
	WDS005^G1A	25,376	26,102	26,828	27,554	1 x 1
	WDS007^G1A	27,186	27,912	28,638	29,364	1 x 1
	WDS010^G2A	45,951	46,677	47,403	48,129	1 x 2
	WDS014^G2A	55,521	56,247	56,973	57,699	1 x 2
	WDS015^G2A	61,997	62,723	63,449	64,175	1 x 2
	WDS021^G3A	82,330	83,056	83,782	84,508	1 x 3
	WDS025^G3A	90,736	91,462	92,188	92,914	1 x 3
	WDS028^G4A	113,279	114,005	114,731	115,457	1 x 4
	WDS033^G4A	122,660	123,386	124,112	124,838	1 x 4
	WDS035^G5A	141,610	142,336	143,062	143,788	1 x 5
	WDS044^G5A	156,193	156,919	157,645	158,371	1 x 5
	WDS052^G6A	187,238	187,964	188,690	189,416	1 x 6
	WDS061^G7A	219,601	220,327	221,053	221,779	1 x 7
DOUBLE FAN WIDTH	WDD020^G2A	94,289	95,015	95,741	96,467	2 x 2
	WDD028^G2A	111,649	112,375	113,101	113,827	2 x 2
	WDD032^G2A	123,145	123,871	124,597	125,323	2 x 2
	WDD042^G3A	167,540	168,266	168,992	169,718	2 x 3
	WDD049^G3A	185,307	186,033	186,759	187,485	2 x 3
	WDD056^G4A	224,215	224,941	225,667	226,393	2 x 4
	WDD065^G4A	245,796	246,522	247,248	247,974	2 x 4
	WDD070^G5A	283,952	284,678	285,404	286,130	2 x 5
	WDD087^G5A	313,427	314,153	314,879	315,605	2 x 5
	WDD105^G6A	375,167	375,893	376,619	377,345	2 x 6
	WDD122^G7A	440,658	441,384	442,110	442,836	2 x 7

- Factory Mounted Options & Shipped-Loose Accessories start on page 128.
- ^ Represents Voltage. "E" - 208-230/3/60, "G" - 460/3/60, "N" - 200-220/3/50 or "Q" - 380/3/50.
- These models fulfill California Title 24 condenser efficiency requirements when utilizing Variable Frequency Drives and 10 FPI coils.

QUANTUM AIR™

MODELS WITH 1200 RPM, VARIABLE SPEED EC MOTORS

	Model No.	List Price (\$US)				Fan Configuration
		8 FPI	10 FPI	12 FPI	14 FPI	
SINGLE FAN WIDTH	WDS005^K1A	22,054	22,780	23,506	24,232	1 x 1
	WDS006^K1A	25,376	26,102	26,828	27,554	1 x 1
	WDS008^K1A	27,186	27,912	28,638	29,364	1 x 1
	WDS013^K2A	45,951	46,677	47,403	48,129	1 x 2
	WDS016^K2A	55,521	56,247	56,973	57,699	1 x 2
	WDS019^K2A	61,997	62,723	63,449	64,175	1 x 2
	WDS024^K3A	82,330	83,056	83,782	84,508	1 x 3
	WDS028^K3A	90,736	91,462	92,188	92,914	1 x 3
	WDS032^K4A	113,279	114,005	114,731	115,457	1 x 4
	WDS038^K4A	122,660	123,386	124,112	124,838	1 x 4
	WDS041^K5A	141,610	142,336	143,062	143,788	1 x 5
	WDS049^K5A	156,193	156,919	157,645	158,371	1 x 5
	WDS059^K6A	187,238	187,964	188,690	189,416	1 x 6
	WDS069^K7A	219,601	220,327	221,053	221,779	1 x 7
DOUBLE FAN WIDTH	WDD023^K2A	94,289	95,015	95,741	96,467	2 x 2
	WDD032^K2A	111,649	112,375	113,101	113,827	2 x 2
	WDD038^K2A	123,145	123,871	124,597	125,323	2 x 2
	WDD047^K3A	167,540	168,266	168,992	169,718	2 x 3
	WDD057^K3A	185,307	186,033	186,759	187,485	2 x 3
	WDD063^K4A	224,215	224,941	225,667	226,393	2 x 4
	WDD075^K4A	245,796	246,522	247,248	247,974	2 x 4
	WDD082^K5A	283,952	284,678	285,404	286,130	2 x 5
	WDD099^K5A	313,427	314,153	314,879	315,605	2 x 5
	WDD118^K6A	375,167	375,893	376,619	377,345	2 x 6
	WDD138^K7A	440,658	441,384	442,110	442,836	2 x 7

- Factory Mounted Options & Shipped-Loose Accessories start on page 128.
- ^ Represents Voltage. "E" - 208-230/3/60, "G" - 460/3/60, "N" - 200-220/3/50 or "Q" - 380/3/50.
- These models fulfill California Title 24 condenser efficiency requirements when utilizing Variable Frequency Drives and 10 FPI coils.

QUANTUM AIR™

FACTORY MOUNTED OPTIONS

"-" Not Available

FAN CONFIGURATION	1 X 1	1 X 2	1 X 3	1 X 4	1 X 5	1 X 6	1 X 7
DISCONNECT OPTIONS							
Through the door non-fused disconnect	STANDARD						
Through the door fused disconnect	795	795	1,345	1,529	1,676	1,835	1,985
Main Power Circuit Breaker	1,630	1,630	2,019	2,019	2,019	2,019	2,019
Bladed Safety Switch, Non-fused	1,452	1,452	2,797	2,797	2,797	2,797	2,797
110 VAC - 20 Amp Convenience Outlet powered by separate building feed or transformer	586	586	586	586	586	586	586
FAN CYCLING OPTIONS - REQUIRES CONTACTOR OPTION							
Ambient fan cycling†	-	1,620	2,208	2,943	3,674	4,410	5,146
Mechanical Pressure fan cycling (per circuit) w/o Header†	-	2,437	2,669	3,553	4,444	5,333	6,216
Mechanical Pressure fan cycling (per circuit) w/ Header†	-	3,105	3,998	4,890	5,786	6,678	7,588
Electronic Pressure fan cycling (per circuit) w/o Header†	-	2,527	3,168	5,261	7,357	9,449	11,101
Electronic Pressure fan cycling (per circuit) w/ Header†	-	3,590	5,682	7,773	9,875	11,503	13,517
		2 X 2	2 X 3	2 X 4	2 X 5	2 X 6	2 X 7
DISCONNECT OPTIONS							
Through the door non-fused disconnect	STANDARD						
Through the door fused disconnect	1,529	1,835	2,367	2,905	3,443	3,978	
Main Power Circuit Breaker	2,019	2,019	2,161	2,161	2,161	2,161	2,161
Bladed Safety Switch, Non-fused	2,797	2,797	3,532	3,532	3,532	3,532	3,532
110 VAC - 20 Amp Convenience Outlet powered by separate building feed or transformer	586	586	586	586	586	586	586
FAN CYCLING OPTIONS - REQUIRES CONTACTOR OPTION							
Ambient fan cycling†	1,620	2,208	2,943	3,674	4,410	5,146	
Mechanical Pressure fan cycling (per circuit) w/o Header†	2,437	2,669	3,553	4,444	5,333	6,216	
Mechanical Pressure fan cycling (per circuit) w/ Header†	3,105	3,998	4,890	5,786	6,678	7,588	
Electronic Pressure fan cycling (per circuit) w/o Header†	2,527	3,168	5,261	7,357	9,449	11,101	
Electronic Pressure fan cycling (per circuit) w/ Header†	3,590	5,682	7,773	9,875	11,503	13,517	
<i>Note: Header fan is continuous run and not cycled.</i>							
ALL							
ELECTRONIC HEADER END FAN SPEED CONTROL - REQ. CONTACTOR & FAN CYCLE ON 1X2 AND LARGER							
Variable speed header end fan (1 or 2 Circuit) Electronic control - pressure†	CONTACT FACTORY						

Notes and references for Options on page 131.

Continued on next page

QUANTUM AIR™

FACTORY MOUNTED OPTIONS

"-" Not Available

FAN CONFIGURATION	ALL						
ELECTRONIC HEADER END FAN SPEED CONTROL - REQ. CONTACTOR & FAN CYCLE ON 1X2 AND LARGER (continued)							
Variable speed header end fan (1 or 2 Circuit) Electronic control - pressure†	CONTACT FACTORY						
VARIABLE FREQUENCY DRIVE (VFD)							
VFD Package - Shipped Loose†	CONTACT FACTORY						
VFD Package - Factory Mounted†	CONTACT FACTORY						
CONTROL OPTIONS							
Control Circuit Breaker (2P - 15A)	525	525	525	525	525	525	525
Control Circuit Transformer†	991	991	991	991	991	991	991
	1 X 1	1 X 2	1 X 3	1 X 4	1 X 5	1 X 6	1 X 7
DISCONNECT OPTIONS // CONTROL BOARDS ‡ also require the contactor option							
CPC Relay Board + XFMR (1x1 thru 1x7 config) ‡	5,229	5,229	5,229	5,229	5,229	5,229	5,229
CPC Relay Boards (2)+ XFMR (2x5 thru 2x7 config) ‡	-	-	-	-	-	-	-
CPC Relay Board Condenser Split 50/50 (1 Board + Relay)	5,441	5,441	5,441	5,441	5,441	5,441	5,441
CPC Analog Speed Control Board And Transformer	5,474	5,474	5,474	5,474	5,474	5,474	5,474
DANFOSS Relay Board + XFMR (1x1 thru 2x4 config) ‡	5,248	5,248	5,248	5,248	5,248	5,248	5,248
DANFOSS Relay Boards (2) + XFMR (2x5 thru 2x7 config) ‡	-	-	-	-	-	-	-
DANFOSS Relay Board Condenser Split 50/50 (Relay) ‡	7,708	7,708	7,708	7,708	7,708	7,708	7,708
DANFOSS Analog Speed Control Board And Transformer	6,060	6,060	6,060	6,060	6,060	6,060	6,060
VSEC Stand Alone Motor Control (C450)	CONTACT FACTORY						
	2 X 2	2 X 3	2 X 4	2 X 5	2 X 6	2 X 7	
DISCONNECT OPTIONS // CONTROL BOARDS ‡ also require the contactor option							
CPC Relay Board + Xfmr (1x1 Thru 1x7 Config) ‡	5,229	5,229	5,229	-	-	-	
CPC Relay Boards (2)+ Xfmr (2x5 Thru 2x7 Config) ‡	-	-	-	9,806	9,806	9,806	
CPC Relay Board Condenser Split 50/50 (1 Board + Relay)	5,441	5,441	5,441	5,441	5,441	5,441	
CPC Analog Speed Control Board And Transformer	5,474	5,474	5,474	5,474	5,474	5,474	
DANFOSS Relay Board + Xfmr (1x1 Thru 2x4 Config) ‡	5,248	5,248	5,248	-	-	-	
DANFOSS Relay Boards (2) + Xfmr (2x5 Thru 2x7 Config) ‡	-	-	-	10,760	10,760	10,760	
DANFOSS Relay Board Condenser Split 50/50 (Relay) ‡	7,708	7,708	7,708	7,708	7,708	7,708	
DANFOSS Analog Speed Control Board And Transformer	6,060	6,060	6,060	6,060	6,060	6,060	
VSEC Stand Alone Motor Control (C450)	CONTACT FACTORY						

Notes and references for Options on page 131.

Continued on next page

QUANTUM AIR™

FACTORY MOUNTED OPTIONS

FAN CONFIGURATION	1 X 1	1 X 2	1 X 3	1 X 4	1 X 5	1 X 6	1 X 7
FAN CONTROL OPTIONS (CONTACTORS)							
Individual Motor Contactors†	416	832	1,248	1,664	2,080	2,496	2,912
Paired Motor Contactors†	NOT AVAILABLE						
NEMA rated Contactors - Individual†	1,708	3,416	5,124	6,832	8,540	10,248	11,956
NEMA rated Contactors - PAIRED†	NOT AVAILABLE						
Individual motor fuses†	420	840	1,260	1,680	2,100	2,520	2,940
Paired motor fuses†	NOT AVAILABLE						
Individual circuit breakers††	1,164	2,328	3,492	4,656	5,820	6,984	8,148
Paired circuit breakers††	NOT AVAILABLE						
Individual motor terminal boards†	295	590	885	1,180	1,475	1,770	2,065
Paired motor terminal blocks†	NOT AVAILABLE						
Fan toggle switches - per fan (to control contactors)†	175	350	525	700	875	1,050	1,225
Fan toggle switches - PAIRED (to control contactors)†	NOT AVAILABLE						
Fan toggle switches - per fan (to control Motors)†	795	1,590	2,385	3,180	3,975	4,770	5,565
Fan toggle switches - PAIRED (to control Motors)†	NOT AVAILABLE						
		2 X 2	2 X 3	2 X 4	2 X 5	2 X 6	2 X 7
FAN CONTROL OPTIONS (CONTACTORS)							
Individual Motor Contactors†		1,664	2,496	3,328	4,160	4,992	5,824
Paired Motor Contactors†		832	1,248	1,664	2,080	2,496	2,912
Nema Rated Contactors - Individual†		6,832	10,248	13,664	17,080	20,496	23,912
Nema Rated Contactors - Paired†		3,416	5,124	6,832	8,540	10,248	11,956
Individual Motor Fuses†		1,680	2,520	3,360	4,200	5,040	5,880
Paired Motor Fuses†		840	1,260	1,680	2,100	2,520	2,940
Individual Circuit Breakers††		4,656	6,984	9,312	11,640	13,968	16,296
Paired Circuit Breakers††		2,328	3,492	4,656	5,820	6,984	8,148
Individual Motor Terminal Boards†		1,180	1,770	2,360	2,950	3,540	4,130
Paired Motor Terminal Blocks†		590	885	1,180	1,475	1,770	2,065
Fan Toggle Switches - Per Fan (To Control Contactors)†		700	1,050	1,400	1,750	2,100	2,450
Fan Toggle Switches - Paired (To Control Contactors)†		350	525	700	875	1,050	1,225
Fan Toggle Switches - Per Fan (To Control Motors)†		3,180	4,770	6,360	7,950	9,540	11,130
Fan Toggle Switches - Paired (To Control Motors)†		1,590	2,385	3,180	3,975	4,770	5,565

Notes and references for Options on next page.

QUANTUM AIR™


FACTORY MOUNTED OPTIONS

FAN CONFIGURATION	1 X 1	1 X 2	1 X 3	1 X 4	1 X 5	1 X 6	1 X 7
BUILD OPTIONS**							
Horizontal Air Discharge	1,175	1,718	2,532	3,108	3,654	4,204	4,716
Stainless Steel Housing	CONTACT APPLICATION ENGINEERING						
Leg Length - 21" Or 30" - Standard Vertical Air Discharge	246	490	733	733	733	904	1,148
Leg Length - 46" (Vertical Air Discharge Only)	293	580	867	867	867	1,069	1,351
Box Style Leg At Every Location- 25" (Vertical Air Discharge Only)	853	1,277	1,706	2,130	2,556	2,980	3,408
Sealtite Wiring To Motor Rail	366	453	687	927	1,142	1,379	1,607
Sealtite Wiring To Electrical Box	1,215	2,425	3,640	4,853	6,063	7,277	8,493
Condenser Base With 18" Legs (Vertical Air Discharge Only)	2,973	4,292	5,613	8,037	9,725	11,148	12,949
Condenser Base With 30 Or 46" Legs (Vertical Air Discharge Only)	3,184	4,713	6,241	7,959	10,772	12,361	14,364
Condenser / Receiver Assembly (Vertical Air Discharge Only)	CONTACT APPLICATION ENGINEERING						
Header End Control Panel Mounting (Specify Location Change)	NO ADDITIONAL CHARGE FOR THIS FEATURE						
	2 X 2	2 X 3	2 X 4	2 X 5	2 X 6	2 X 7	
BUILD OPTIONS**							
Horizontal Air Discharge	3,440	5,010	6,212	7,307	8,403	9,437	
Stainless Steel Housing	CONTACT APPLICATION ENGINEERING						
Leg Length - 21" Or 30" - Standard Vertical Air Discharge	490	733	733	733	904	1,148	
Leg Length - 46" (Vertical Air Discharge Only)	580	867	867	867	1,069	1,351	
Box Style Leg At Every Location- 25" (Vertical Air Discharge Only)	1,277	1,706	2,130	2,556	2,980	3,408	
Sealtite Wiring To Motor Rail	927	1,379	1,835	2,298	2,755	3,198	
Sealtite Wiring To Electrical Box	4,853	7,277	9,703	12,132	14,556	16,982	
Condenser Base With 18" Legs (Vertical Air Discharge Only)	4,292	5,613	8,037	9,725	11,594	13,468	
Condenser Base With 30 Or 46" Legs (Vertical Air Discharge Only)	4,713	6,241	8,880	10,772	12,854	14,938	
Condenser / Receiver Assembly (Vertical Air Discharge Only)	CONTACT APPLICATION ENGINEERING						
Header End Control Panel Mounting (Specify Location Change)	NO ADDITIONAL CHARGE FOR THIS FEATURE						

* Multiple valves or manifolds are required for multi-circuit condensers.
 ** Contact Application Engineering to obtain price quotes for special fin materials or coatings.

† This option is not available for condensers with VSEC motors.
 †† Units with VSEC motors include individual circuit breaker. Paired circuit breakers are not available.

MULTI-CON SMALL CONDENSER



DOE AWEF values for specific models in a given application can be found in the Product Brochure on our website.

MODEL NOMENCLATURE

1	2	3	4	5	6	7	8	9	10	11	12	13
W	D	S	007	D	A	2	B	1	2	A	1	A

- | | | | |
|--|--|--|---|
| <p>1 Model Series
W - Witt</p> <p>2 Unit Type
D - Condenser</p> <p>3 Series
S - Single fan wide</p> <p>4 Capacity
3 Number Characters</p> <p>5 Voltage Code
D - 208-230/1/60
E - 208-230/3/60
F - 460/1/60
G - 460/3/60</p> | <p>6 Motor/Fan Type
A - 1075 RPM, 0.33 HP, Metal Blade
C - 850 RPM, 0.25 HP, Metal Blade
H[^] - 1075 RPM, 0.5 HP Totally Enclosed, Metal Blade
T[^] - 1075 RPM, 3/4 HP, Metal Blade</p> <p>7 Length in Fans - 1 or 2</p> | <p>8 Coil Density
A - 8 FPI
B - 10 FPI
C - 12 FPI
D - 14 FPI</p> <p>9 Coil Material & Coating Options*
1 - Aluminum fins
2 - Copper fins
3 - Al + AST coating
6 - Al + Heresite</p> <p>10 Housing Material & Coatings*
2 - Galvanized</p> | <p>11 Unit Design Configuration
A - Vertical Fan Discharge, Standard Legs
E - Vertical Fan Discharge, 30" Legs
N - Horizontal Fan Discharge, Standard Legs</p> <p>12 Circuit Splitting Options
1 - Full
2 - 50/50
X - Other</p> <p>13 Vintage Code
Single Alphanumeric Character
A - Initial Release</p> |
|--|--|--|---|

Contact Application Engineering to obtain price quotes for special fin materials or coatings.

Codes D, E, F, & G can be used w/50 or 60 Hz power

[^] Code H & Code T can be used with E or G voltage only.

MULTI-CON

* represents voltage code.

1075 RPM • 0.33 HP MOTORS • SINGLE PHASE (D & F)					
Model No.	10 FPI List Price	Fan Configuration	Model No.	10 FPI List Price	Fan Configuration
WDS001*C1B12A1A	4,848	1 x 1	WDS006*C2B12A1A	15,487	1 x 2
WDS002*C1B12A1A	6,957		WDS008*C2B12A1A	19,469	
WDS003*C1B12A1A	7,954		WDS009*C2B12A1A	21,162	
WDS004*C1B12A1A	12,555				
1075 RPM • 0.75 HP MOTORS • 3 PHASE (E & G)					
WDS001*T1B12A1A	4,659	1 x 1	WDS007*T2B12A1A	15,307	1 x 2
WDS002*T1B12A1A	6,039		WDS009*T2B12A1A	18,628	
WDS003*T1B12A1A	6,717		WDS011*T2B12A1A	20,858	
WDS005*T1B12A1A	12,082				
850 RPM • 0.25 HP MOTORS • SINGLE PHASE (D & F)					
WDS001*C1B12A1A	4,848	1 x 1	WDS006*C2B12A1A	15,487	1 x 2
WDS002*C1B12A1A	6,957		WDS008*C2B12A1A	19,469	
WDS003*C1B12A1A	7,954		WDS009*C2B12A1A	21,162	
WDS004*C1B12A1A	12,555				
850 RPM • 0.25 HP MOTORS • 3 PHASE (E & G)					
WDS001*C1B12A1A	5,084	1 x 1	WDS006*C2B12A1A	15,959	1 x 2
WDS002*C1B12A1A	7,193		WDS008*C2B12A1A	19,941	
WDS003*C1B12A1A	8,190		WDS009*C2B12A1A	21,634	
WDS004*C1B12A1A	12,791				
1075 RPM • 0.5 HP MOTORS • TEAO • 3 PHASE (E & G)					
WDS001*H1B12A1A	6,434	1 x 1	WDS007*H2B12A1A	18,859	1 x 2
WDS002*H1B12A1A	7,816		WDS009*H2B12A1A	22,182	
WDS003*H1B12A1A	8,497		WDS011*H2B12A1A	24,410	
WDS005*H1B12A1A	13,857				

5. VOLTAGE CODE

6. MOTOR TYPE

Voltage	Available with Motor Code:	Motor	Available with Voltage Code:
D - 208-230/1/60	A and C	A - 1075 RPM, 0.33 HP	D and F
E - 208-230/3/60	C, H, and T	C - 850 RPM, 0.25 HP	D, E, F, and G
F - 460/1/60	A and C	H - 1075 RPM, 0.5 HP	E and G (3 Phase units only)
G - 460/3/60	C, H, and T	T - 1075 RPM, 0.75 HP	E and G (3 Phase units only)

MULTI-CON

7. INDICATES LENGTH IN FANS (1 OR 2)

8. COIL DENSITY OPTIONS PRICE ADD OR DEDUCT (8 FPI)

Fan Configuration	A - 8 FPI	B - 10 FPI	C - 12 FPI	D - 14 FPI
1 x 1	(570)	-	726	1,452
1 x 2	(1,138)	-	1,452	2,895

9. COIL MATERIAL & COATING OPTIONS**

Aluminum fins (standard) / Copper fins

No coating (standard) / Al + AST coating / Al + heresite coating

10. HOUSING MATERIAL & COATING OPTIONS**

Galvanized (standard)

11. UNIT DESIGN CONFIGURATION

Leg Configuration	Fan Config. 1 x 1	Fan Config. 1 x 2
A - Vertical fan discharge, standard 15" legs	-	-
E - Vertical fan discharge, standard 30" legs	262	262
N - Horizontal fan discharge, standard legs	-	-

12. CIRCUIT SPLITTING OPTIONS**

Full (standard) / 50/50 / Multi-circuiting /
Sub-cooling circuit / Other

AVAILABLE OPTIONS**

Fan cycling head pressure control (2 fan model only)

Variable speed fan control (header end fan only)

Flooded head pressure control (shipped loose)

N/A - Not Available • **N/C** - No Additional Charge • **_** - Base Model Feature

* Codes D, E, F, and G can be used with 50 or 60 Hz power

** Contact Application Engineering to obtain price quotes for special fin materials, coating, circuit splitting, and available options

- Horizontal discharge orientation is available using standard leg arrangement code A
- Floating coil is not available for small condensers

- 1 Applicable Law and Terms of Sale: All orders shall be subject to the following terms and conditions notwithstanding any additional or contrary printed terms and conditions of Buyer. Such additional or contrary terms shall not bind Seller unless accepted in writing even though such terms do not materially alter the terms hereof. No oral statements, warranties, stipulations, representations or terms shall have any binding effect or be any part of the contract whatsoever.
- 2 Orders: All orders must be in writing and will be binding when our order acknowledgment is mailed. Orders are accepted subject to strikes, fires, accidents, and other causes beyond our reasonable control. Acceptance of your order is conditioned upon an agreement to hold us harmless by reason of delivery delays.
- 3 Prices: Subject to change without notice, and all quotations, unless otherwise specified, are binding only for immediate acceptance. Prices are based on material made to Seller's standard tolerances, unless otherwise specified.
- 4 Freight: All products are shipped FOB Point of Shipment with full freight allowed on single orders with a net price value of \$10,000.00 or more, except surface coils and parts, within the continental USA (excluding Alaska and Hawaii). Shipments to destinations outside the continental USA, that meet freight allowance requirements, will incur charges for the additional transport beyond the USA border. Seller reserves the choice of transportation mode, carrier, and shipping point. If special routing (dedicated/contract haul, flatbed delivery, appointment to meet a crane, etc.) is required/requested for a purchase order of \$10,000.00 or greater, Buyer will be assessed a special delivery charge per truck. Charges of \$80 per hour resulting from excessive unloading time, beyond the allotted "free time" (two hours per stop on partial loads and/or full truck loads), as defined by the carrier, is subject to being passed on to the customer. The responsibility of the Seller shall cease upon delivery of product in good condition to a common carrier (TL, LTL, FLATBED, ETC). Since all goods are shipped at Buyer's risk, they should be examined carefully before signing delivery receipt. If common carrier tenders delivery of goods in damaged condition or if packages delivered do not correspond with the number called for on the freight bill, Buyer should insist on common carrier's agent (DRIVER) making notation of the condition of shortages or damage on delivery receipt. The Buyer should never refuse freight from the common carrier. Filing freight claims are under the responsibility of the Buyer, and this will enable them to secure prompt payment of claim for damaged or lost material. Sometimes damage or loss is not readily apparent, so it is suggested that Buyer thoroughly inspect each shipment as soon as it is received for concealed loss or damage. Refer to HTPG's 2019 Freight Policy for further information.
- 5 Taxes: Any sales, use, excise, or similar tax payable by Seller which is or may be imposed by any taxing authority upon manufacture, sale or delivery of goods covered by any order or any increase in rate of any such tax now in force, shall be added to the sales price; if not collected at the time of payment of sales price, Buyer will hold Seller harmless.
- 6 Limited Warranty: Seller warrants against defect in materials and workmanship in products which it manufactures for (1) year from date of installation or up to (18) eighteen months from the date of shipment, whichever event occurs first, when properly installed and operated under normal use. This guarantee does not include any labor or other charges made outside of the Seller's factory for replacement or repair of defective parts unless specifically stated in the body of the Seller's invoice. On parts not manufactured by Seller, such as motors, controls, valves and compressors we extend to the Buyer the same warranties made to us by the manufacturer. Seller's only liability under this warranty or otherwise shall be the repair or replacement (at Seller's option) of non-conforming goods or parts. Seller assumes no liability for incidental or consequential damages such as injury to person or property, or lost profits.
- 7 THIS GUARANTEE SUPERSEDES AND IS IN LIEU OF ANY AND ALL OTHER WARRANTIES BY LAW OR CUSTOM, EITHER EXPRESSED OR IMPLIED INCLUDING, BUT NOT LIMITED BY THIS ENUMERATION, ANY GUARANTEE AS TO QUALITY OR FITNESS FOR ANY PARTICULAR PURPOSE, EXCEPT AS SET FORTH ABOVE. NO PERSON, AGENT, OR DEALER IS AUTHORIZED TO GIVE ANY WARRANTIES ON BEHALF OF SELLER NOR TO ASSUME FOR SELLER ANY OTHER LIABILITY IN CONNECTION WITH ANY OF THE SELLER'S PRODUCTS.
- 8 Delivery: Seller shall not be liable for any delays in or failure of delivery due to acts of God or public authority, labor disputes, accidents, fires, floods, extreme weather conditions, failure of and delays by carriers, shortages of material, delays of a supplier, and any other cause beyond Seller's control. In no event shall Seller be liable for consequential or special damages arising out of a delay in or failure of delivery. Failure to meet estimated ship dates will not be considered sufficient cause of cancellation of orders.
- 9 Cancellations and Returned Goods: Permission to return any part or product must be obtained from Seller and may be subject to a restocking charge. Credits for new material accepted for return will be at the original sales price or current market price, whichever is lower, less handling and restocking charges. Buyer must prepay all transportation charges. Any costs for putting material in condition for resale will be charged to the Buyer. Shipment of material returned without factory authorization or not properly tagged with a Return Material Authorization Number or not freight prepaid cannot be received by Seller. Obsolete products or material made to special order are not returnable.
- 10 Catalog Materials and Drawings: Seller is not responsible for typographical errors or other errors of omission in Seller's catalogs or drawings.
- 11 Late Charge Provision: Buyer agrees to pay a late charge of 1-1/2% per month (18% per year) for any invoice or bill not paid within (30) thirty days of the date of the billing invoice.
- 12 Choices of law, Disputes: This agreement and the performance of the parties hereunder shall be construed in accordance with and governed by the laws of the State of Georgia and shall be deemed made in the state. Buyer irrevocably consents to the exclusive jurisdiction of the courts of Fulton County, on all matters arising out of or relating to this sale and Buyer further irrevocably consents to service of process by certified mail, return receipt requested, at Buyer's address set forth in the order acknowledgment.



Witt.HTPG.com

Main 256-259-7400

Equipment Orders 800-288-9488 or equipment@htpg.com

Parts 855-HTPARTS (1-855-487-2787) or parts@htpg.com